Washoe County School District

Project Title:
Flooring Replacement
at Marvin Moss Elementary School

Bid #:
27-27-B-11-BC

Date:
November 25, 2026

Prepared By:
Purchasing Department
14101 Old Virginia Road, Room 0
Reno, NV 89521
Phone: (775) 850-8025
Fax: (775) 857-3175
E-Mail: solicitations@washoeschools.net

SECTION 00090 - NOTICE TO CONTRACTORS

Sealed bids for the **Flooring Replacement at Marvin Moss Elementary School** will be received by the Washoe County School District's (WCSD) Purchasing Department located at the Brown Center 14101 Old Virginia Road, Room #0, Reno, NV 89521, **until 2:00 p.m., (Local Time) on January 6, 2027**. The bids will be opened publicly via a TEAMS Meeting at **2:30 pm (local time).**

https://teams.microsoft.com/meet/2547099126324319?p=4Jt4JpNHEZ3qeU2uCQ
Meeting ID: 254 709 912 632 431 9
Passcode: Hd9BN7EN

Scope of Work: Remove and dispose of existing sheet vinyl flooring in all restrooms and install new floor-to-ceiling Methyl Methacrylate (MMA) flooring. Apply a new sealed concrete finish in the custodial areas. Fabricate and install new solid-surface countertops and backsplashes, utilizing existing steel brackets. Reinstall existing sinks and faucets upon completion of countertop installation.

Contractor's Licensing
It is WCSD's opinion that the scope of work for this project qualifies for the following license groups: General Contracting AB, B and B2 licenses if, more than two (2) building trades are utilized; or Specialty License C16 if the bidder is performing the majority of the work per NRS 338.139.

If a Contractor would like to seek clarification from the Nevada State Contractor's Board, then they must do so ten (10) days prior to the bid due date. https://www.nvcontractorsboard.com/

Contractors desiring to bid on this work shall be contractors presently licensed by the Nevada State Contractors Board and shall maintain a valid Contractor's License for the duration of the construction project. In addition, any and all Subcontractors that will be utilized by the Contractor shall also be presently licensed by the Nevada State Contractors Board and shall maintain a valid license for the duration of the construction project. All licensing requirements as specified in Nevada Revised Statutes (NRS) Chapter 624 shall also be strictly adhered to. Contractors shall also carry and provide evidence of required insurance liability coverage as specified in the Liability Insurance Specifications, as identified in Section 00800 – SUPPLEMENTARY GENERAL CONDITIONS.

***NOTE:* The Procurement Professional for this solicitation is named below. Interested parties may NOT contact anyone else regarding this solicitation. Any interested Bidder contacting any other individual including, but not limited to, WCSD staff, officials, evaluation committee members, or Board of Trustees may have their Bid submission rejected from evaluation and award consideration.**

Plans and specifications are available to view and download at WCSD's Purchasing Department website at http://solicitations.washoeschools.net/.

There will be a <u>NON-MANDATORY</u> Pre-Bid Meeting held at 3:00 p.m. on December 9, 2026, at Marvin Moss Elementary School (Meet in Front of the Office) 2200 Primio Way, Sparks, NV 89434. Due to access and coordination involved in this project we highly recommend that contractors walk the project site that we are making available.

The physical work is to be commenced as phased in the Special Notifications.
Work shall be completed on or before **July 30, 2027**.

Bid #: 27-27-B-11-BC
PWP #: WA-2027-087

Procurement Professional: Bill Conn
Email: solicitations@washoeschools.net

To be published in the Reno Gazette Journal on November 25, 2026.

Washoe County School District
Purchasing Department
14101 Old Virginia Road, Room #0
Reno, NV 89521

Phone: 775-850-8025
Fax: 775-857-3175

C O N T E N T S

Flooring Replacement at Marvin Moss Elementary School

DIVISION 0			PAGES
Section 00100	Instruction to Bidders		7 – 9
	Special Notifications		10 – 12
Section 00400	Sample Bid Bond	PUR-F525	13 – 14
Section 00500	Sample Contract	PUR-F532	15 – 16
Section 00600	Sample Labor and Materials Bond	PUR-F526	17 – 18
Section 00610	Sample Performance Bond	PUR-F527	19 – 20
Section 00700	General Conditions		21
Section 00800	Supplementary General Conditions		22 – 45
Section 00810	Wage Rates and Apprentice Utilization		46
Section 00820	Special Conditions		47 – 66
Section 00830	Technical Specifications		67 – 68
2026 – 2027 Balanced School Calendar		Total Pages	1
2027 – 2028 Balanced School Calendar		Total Pages	1
FORMS REQUIRED AT BID OPENING WITH BID SUBMISSION			
Bid Form	PUR-F523	Total Pages	5
Preferential Bidder Status Affidavit	PUR-F524	Total Pages	2
Public Disclosure Form	PUR-F210	Total Pages	1
Bid Bond	PUR-F525	Total Pages	2
FORMS REQUIRED FROM AWARD CONTRACTOR			
Labor and Materials Bond	PUR-F526	Total Pages	2
Performance Bond	PUR-F527	Total Pages	3
DIVISION 1			
Section 01001	Construction Procedures for Existing School Sites	Total Pages	2

Section 01010	Summary of Work	Total Pages	2
Section 01015	Schedule of Drawings	Total Pages	1
Section 01020	Personnel Safety Check Application	Total Pages	2
Section 01027	Application for Payment	Total Pages	7
Section 01035	Modification Procedures	Total Pages	7
Section 01040	Coordination	Total Pages	6
Section 01041	Project Management Software	Total Pages	4
Section 01045	Cutting and Patching	Total Pages	5
Section 01110	Prevailing Wage Specifications	Total Pages	14
2027 Prevailing Wage Rates (Washoe County, NV)		Total Pages	64
Section 01200	Project Meeting	Total Pages	6
Section 01300	Submittals	Total Pages	10
Section 01310A	Progress Schedules	Total Pages	8
Section 01400	Quality Control	Total Pages	4
Section 01420	References	Total Pages	6
Section 01600	Materials and Equipment	Total Pages	6
Section 01631	Substitutions	Total Pages	6
Section 01650	Contractor Moving	Total Pages	6
Section 01700	Contract Closeout	Total Pages	7
Section 01710	Final Cleaning	Total Pages	4
TECHNICAL SPECIFICATIONS			
Section 096723	Resinous Flooring & Wainscot	Total Pages	9
Section 033450	Concrete Finishing	Total Pages	7
Section 066116	Solid Surfacing Fabrications	Total Pages	4
Section 099123	Interior Painting	Total Pages	7
Section 096513	Resilient Base and Accessories	Total Pages	4
Paint and Coatings Guide - Clear Concrete Sealer		Total Pages	18
Wheel Traffic Transitions		Total Pages	2

HAZARDOUS MATERIALS SPECIFICATIONS		
Material, Water & Lead Disturbance Permit(s)	Total Pages	15
Specifications for Removal of Baseboard Materials from Wall Surfaces Containing Lead Paint – Effective 9/1/15	Total Pages	6
Work Plan for Small Scale Disturbance of Lead-Containing Paint and Components	Total Pages	6

SECTION 00100 - INSTRUCTION TO BIDDERS

Bids must be submitted in accordance with the following instructions to be considered for review and award.

Bids shall be submitted on the provided Bid Form (PUR-F523) only, and all of the blank spaces shall be completed; numbers shall be stated both in writing and in figures, the signature shall be in longhand; and the completed form shall be without interlineation, alteration or erasure. **Any bid submission will be disqualified and rejected if the bid submission is not signed.**

Washoe County School District only accepts signatures done manually (also known as a wet signature) or electronic digital signatures that are certified. Non-certified electronic digital signatures will NOT be accepted. A typed signature, even in cursive font, DOES NOT meet the requirements of an official digital signature. A digital signature must be accompanied by a certified digital stamp issued through programs like Adobe Acrobat, Docu-Sign or other similar programs that produce a digital stamp certifying the electronic digital signature. Any signatures on required forms that do not meet these requirements will not be accepted and the Contractor's submission will be deemed "Non-Responsive" and will be rejected. If you have any questions about this requirement, please submit your question by the question deadline, so that it can be answered prior to the bid submission deadline.

In the event of a discrepancy on the Bid Form, NRS 104.3114 Contradictory terms of instrument states that, "If an instrument contains contradictory terms, typewritten terms prevail over printed terms, handwritten terms prevail over both, and words prevail over numbers." No additional pages containing inclusions, exclusions or clarifications will be accepted as part of the bid. Any clarifications, additions or exclusions made by the Washoe County School District (WCSD – OWNER) will be considered incorporated into the specifications.

The Contractor is responsible for ensuring he/she has received and reviewed the entire bid package, including all specifications, plans and any/all issued Addendums.

Bids shall be addressed to the WCSD and delivered to the office of the Purchasing Department, located at the Brown Center, 14101 Old Virginia Road, Room #0, Reno, Nevada 89521**, until 2:00 p.m., (Local Time) on January 6, 2027**. Bids shall be delivered sealed in an opaque envelope. The outside of the envelope shall be clearly marked to indicate the bid for the proposed work and directed to the Purchasing Department. The bids will be opened publicly via a TEAMS Meeting at 2:30 pm.

Each individual bid shall be accompanied by a surety company issued Bid Bond or by a Certified or Cashier's Check made payable to the *Washoe County School District*, in the amount of not less than five percent (5%) of the bid, said amount to be forfeited to WCSD, should the Contractor to whom the Contract is awarded fail to enter into the Contract in accordance with the Contractor's bid and any other contract documents and furnish the required bonds within ten (10) days after the delivery of notice of such award. Bid Bonds, upon request, or deposits of the unsuccessful bidders will be returned upon signing of Contract, or within forty-five (45) days from bid date, whichever is earlier.

Contractors desiring to bid on this work shall be Contractors presently licensed by the Nevada State Contractors Board and shall maintain a valid Contractor's license for the duration of the construction project. In addition, any and all Subcontractors that will be utilized by the Contractor shall also be presently licensed by the Nevada State Contractors Board and shall maintain a valid license for the duration of the construction project. All licensing requirements as specified in NRS Chapter 624 shall also be strictly adhered to.

WCSD requires that all Contractors who work on construction projects have in place a Drug and Alcohol Policy and this shall be acknowledged by signature on the Bid Form (PUR-F523).

The physical work is to be commenced as phased in the Special Notifications.
Work shall be completed on or before **July 30, 2027**.

Contractor must agree that Owner may retain from the monies due the Contractor One Thousand Five Hundred Dollars ($1,500) per day (Liquidated Damages) as a direct result of the Contractor's delay or for not completing the project in the required time allowance plus approved time extensions.

The right is reserved by WCSD to reject any and all bids or accept the bid, which is deemed by WCSD to be in the best interest of the school district. WCSD also reserves the right to waive any irregularities and/or informalities in the submitted bids.

Should a Contractor find discrepancies in, or omissions from, the drawings or documents, or should he/she be in doubt as to the meanings of said documents, he/she should immediately notify the Owner in writing via Email to solicitations@washoeschools.net, whereas the Owner will send written instruction via Addendum to all Contractors. The Owner, Architect/Engineer, Project Manager, Assistant Project Manager, or any other WCSD staff member will not be held responsible for any oral instructions provided during the bid submission process.

Before submitting a bid, Contractors shall carefully examine the scope of work outlined in the bid package and the proposed drawings, specifications, and forms and shall be thoroughly familiar with all existing conditions and expectations of a successful project completion.

No increase in cost or extension in performance time will be considered for failure to know the conditions to be encountered as to the character, quality, and quantity of the work to be performed, and materials to be furnished, and as to the requirements of the specifications.

No increase in cost or extension in performance time will be considered for material escalation. Section 01027 – Applications for Payment, Part 1, Subpart 1.3, Schedule of Values; B,5 of the contract documents provides a provision for the storage of materials, off-site if necessary, to help in managing the project costs and to hedge against potential future material price increases.

A 5% list showing all Subcontractors to be used on the project shall be submitted with the bid followed by a 1% list within 2 hours from the completion of the bid opening, as required

by Nevada Revised Statutes. WCSD also requires a Comprehensive Contractor/Subcontractor list showing all remaining subcontractors to be utilized on the project. All subcontractors shall be licensed as required by Nevada Revised Statutes.

Any Addendums issued during the bid solicitation process shall be acknowledged on the Bid Form (PUR-F523) and in the execution of a contract, Addendums will become a part thereof.

All questions shall be submitted in writing directly to WCSD's Solicitations website at http://solicitations.washoeschools.net/ or via e-mail to solicitations@washoeschools.net by **4:30 p.m. (Local Time) on December 16, 2026.** During this active solicitation there shall be no personal contact with any WCSD employees or other parties associated with this project directly. All inquiries shall be done in writing as stated above.

Addendums will be distributed by WCSD accordingly and can also be accessed via the WCSD Public Works website at: **http://solicitations.washoeschools.net/**

Modifications to bids may only be considered if submitted bids by delivery as previously noted have already been received and said modifications are completed prior to the due date and time for the bid submission.

Bids may be withdrawn in a written request received from a Contractor prior to the time fixed for opening of bids.

In cases where the award of the project has not been made, bids submitted and opened may not be withdrawn for a period of forty-five (45) calendar days from the due date and time of the bid.

A person who bids on this work may file a notice of protest regarding the awarding of the contract with the WCSD's Purchasing Department's Director of Procurement and Contracts within five (5) business days after the date the recommendation to award a contract is issued. The notice of protest must be submitted in accordance with NRS Chapter 338.142. Detailed specifications can be found in Section 00820 – Special Conditions, subsection 14.0 – Appeal by Unsuccessful Bidder.

A person filing a notice of protest in accordance with NRS Chapter 338.142 will be required to post a bond or other security in the amount of twenty-five (25%) percent of the value of the total bid or two hundred fifty thousand ($250,000) dollars, whichever is less. If the protest cannot be resolved by the WCSD's Director of Procurement and Contracts, it will be presented to the WCSD Board of Trustees at a regular meeting.

Contractors to be considered as a Preferential Bidder must submit the Certificate of Eligibility for Preferential Status issued by State of Nevada Contractors Board with their bid submission and the Preferential Bidder Status Affidavit must be provided within two (2) hours after the bid opening, although WCSD prefers the affidavit to also be submitted with the bid at the time of opening.

SPECIAL NOTIFICATIONS

Signature Requirements

Any bid submission will be disqualified and rejected if the bid submission is not signed.

Washoe County School District only accepts signatures done manually (also known as a wet signature) or electronic digital signatures that are certified. Non-certified electronic digital signatures will NOT be accepted. A typed signature, even in cursive font, DOES NOT meet the requirements of an official digital signature. A digital signature must be accompanied by a certified digital stamp issued through programs like Adobe Acrobat, Docu-Sign or other similar programs that produce a digital stamp certifying the electronic digital signature. Any signatures on required forms that do not meet these requirements will not be accepted and the Contractor's submission will be deemed "Non-Responsive" and will be rejected. If you have any questions about this requirement, please submit your question by the question deadline, so that it can be answered prior to the bid submission deadline.

Preferential Bidders

Contractors to be considered as a Preferential Bidder must submit the Certificate of Eligibility for Preferential Status issued by State of Nevada Contractors Board with their bid submission and the Preferential Bidder Status Affidavit must be provided within two (2) hours after the bid opening, although WCSD prefers the affidavit to also be submitted with the bid at the time of opening. Preferential Bidder Status shall be considered if the amount of the apparent low bid is $250,000 or greater per NRS Chapter 338.1389.

Specifications/Addendums

Contractor is responsible to ensure that he/she has received and reviewed the entire bid package, including specifications, plans and any/all issued Addendums. Contractors shall acknowledge by signing any issued Addendum(s) and returning the signed Addendums with his/her bid submission.

Technical Specifications

Any conflicts between the Architect and WCSD specification, it will be the responsibility of the Contractor to seek clarification for any conflicts or be responsible for all the requirements. Clarifications and questions must be submitted in writing via email to: solicitations@washoeschools.net

Washoe County School District Structured Cabling Standard – WCSD-SCS-015

The Washoe County School District Structured Cabling Standard – WCSD-SCS-015 dated March 13, 2023 is located on our website. The link to view it is https://www.washoeschools.net/cms/lib/NV01912265/Centricity//Domain/70/ITPC%20Images/WCSD-SCS-015%203-10-23.pdf

Project Completion

The construction contract time allowed for this project is based on a reasonable expectation of how long it will take to do a project of this scope. WCSD recognizes that Contractors often try to finish projects in significantly less time than the construction contract time and, in such cases, develop schedules which are based on everything going smoothly with no delays. While WCSD allows Contractors to submit such accelerated

construction schedules, WCSD reserves the right to deny the Contractor's submission. Acceptance of a submittal with a shortened schedule is not an official agreement between WCSD and the Contractor that the project can be done in less time than the construction contract time specified.

Roof Penetrations

All roof-mounted equipment or penetrations associated with this project are to be flashed by a licensed roofing Contractor. The roofing Contractor shall have experience with the existing roofing membrane. New flashing materials shall be installed to comply with the membrane manufacturer's specifications or details published by the National Roofing Contractors Association Waterproofing Manual. In acceptance of the work, the Owner will make no allowance for lack of skill on the part of the Contractor. The Contractor shall coordinate all aspects of roof work including any penetrations to maintain the building in a totally watertight condition, no exceptions.

Hours

There is a potential that Summer School, Extended School Year (ESY), Intercession School, After School Care, Parent nights, etc. may be held at the project sites. The Contractor will be required to flex schedule and/or work areas to accommodate school needs during this time frame. In addition, the Contractor may have to alter their normal schedule in order to perform any lead and asbestos attachments and penetrations.

Pre-Bid Meeting Attendance

All Pre-Bid Meetings, whether mandatory or not, will require that all attendees sign in on the sign-in sheet provided. It is the Contractor's responsibility to ensure that he/she documents his/her attendance by signing the Pre-Bid Sign-In Sheet. Failure to do so could result in the Contractor's bid not being accepted by the WCSD, especially in the event of a Mandatory Pre-Bid Meeting.

In addition, if a Pre-Bid Meeting is held on-site, especially a school site, it is the Contractor's responsibility to sign in/register presence on grounds with the site's Front Office. A signature on a school's office sign-in sheet will not take the place of signature on the Pre-Bid Sign-In Sheet, which will only be present at the actual meeting and distributed by the staff of the Purchasing Department and Capital Projects Department.

Questions

All questions shall be submitted in writing directly to WCSD's Solicitations website at http://solicitations.washoeschools.net/ or via e-mail to solicitations@washoeschools.net by 4:30 p.m. (Local Time) December 16, 2026.

Force Accounts

When applicable, the force account amount listed on the Bid Form (PUR-F523) shall be used for changes in the work at the Owner's discretion. Any changes shall be approved by change order and the force account balance shall be reduced to reflect said change. Any remaining force account balance at the completion of the project shall be returned to the Owner by a deductive change order.

Working Hours

When School is **Not in Session**: From 7:00 a.m. until 3:30 p.m. Monday through Friday the project site will be available to the Contractor.

When School is **In Session**: From 3:30 p.m. until 11:00 p.m. Monday through Friday the project site will be available to the Contractor.

Special Note
All work is to be completed over Summer Break, starting on June 14, 2027, and completed on or before July 30, 2027.

WCSD's Project Management Software (Procore)
The Awarded Contractor will be required to utilize WCSD's Project Management Software (Procore) for workflow of project documents. This will include, but not limited to submissions of RFIs, submittals, schedule and schedule updates, change documents, payment requests, and close out documents. The Awarded Contractor will be required to work with WCSD Project Manager and WCSD Consultants to manage process to meet project schedule needs. See Section 01041 – Project Management Software for details.

SECTION 00400 – SAMPLE BID BOND (PUR-F525)

KNOW ALL PERSONS BY THESE PRESENTS, that we, the undersigned _____, as Principal, and _____ as Surety, are hereby held and firmly bound unto the Board of Trustees, Washoe County School District, as Owner, in the sum of _____ _____Dollars ($_____) for payment of which, well and truly to be made, we hereby jointly and severally bind ourselves, our heirs, executors, administrators, successors, and assigns.

Signed this _____day of_____, 20____.

The condition of the above obligation is such that whereas the Principal has submitted to the Board of Trustees, Washoe County School District, a certain bid, attached hereto and hereby made a part hereof, to enter into a Contract in writing for: _____.

NOW, THEREFORE, if said bid shall be rejected, or in the alternative, if said bid shall be accepted and the Principal shall execute and deliver a Contract in the form of Contract attached hereto (properly completed in accordance with said bid) and shall furnish a Bond for its Faithful Performance of said Contract, and a Bond for the payment of all persons performing labor or furnishing materials in connection therewith, and shall in all other respects perform the contract created by the acceptance of said bid, then this obligation shall be void.

Otherwise, the same shall remain in force and effect, and the sum herein specified paid over to the Owner; it being expressly understood and agreed that the liability of the Surety for any and all claims hereunder shall, in no event, exceed the amount of this obligation as herein stated.

The Surety, for value received, hereby stipulates and agrees that the obligations of said Surety and its bond shall be in no way impaired or affected by an extension of the time within which the Owner may accept such bid; said Surety does hereby waive notice of any such extension.

IN WITNESS WHEREOF, the Principal and the Surety have hereunto set their hands and seals, and such of them as are corporations have caused their corporate seals to be hereto affixed and these presents to be signed by their officers, the day and year first set forth above.

_____

_____

Principal

(Seal)

By: _____

_____

Surety

By: _____

Address:

(Seal)

_____

_____

_____

Phone: _____

SECTION 00500 – SAMPLE CONTRACT (PUR-F532)

THIS CONTRACT, made by and between _____ hereinafter called the Contractor, and **WASHOE COUNTY SCHOOL DISTRICT**, hereinafter called the Owner,

WITNESSETH, that the Contractor and the Owner, for the consideration hereinafter named, agree as follows:

Article 1 – Scope of Work. The Contractor shall furnish all of the materials and perform all of the work in conformance with the Contract Documents entitled **_____(Bid #_____).**

Article 2 – Time of Completion. The work to be performed under this Contract shall be commenced on the date set forth in the Notice to Proceed and shall be completed on or before **_____ or in _____ calendar days**. The Contractor agrees that Owner may retain from the monies due the Contractor the actual value of the damages to the Owner as a direct result of the Contractor's delay or for not completing the project in the required time allowance plus approved time extensions.

Article 3 – The Contract Sum. The Owner shall pay the Contractor for the performance of the Contract, subject to additions and deductions provided therein, in current funds the following stipulated sum:
_____($_____).

Article 4 – Progress Payments. The Owner shall make payments and pay interest to the Contractor in accordance with Nevada Revised Statutes, Chapter 338. No monies payable under this Contract shall be assigned by Power of Attorney, or otherwise, except upon written consent of Owner.

Article 5 – Acceptance and Final Payment. Upon written notice to the Owner that the work is one hundred percent (100%) complete, the Owner shall inspect the project. When the project is one hundred percent (100%) acceptable and complete to the Owner, the Contractor shall submit evidence satisfactory to the Owner that all payrolls, material bills, interest on retention, and other indebtedness connected with the work have been paid. Once all requirements have been satisfied, the Owner shall issue a fully executed Certificate of Completion which shall constitute the Owner's acceptance of the work in accordance with NRS Chapter 338.

Article 6 – The Contract Documents. The entire bidding documents, including but not limited to the: Notice to Contractors, Instructions to Bidders, Contractor's Bid, General Conditions, Supplementary Conditions, Special Conditions, Technical Specifications, Addenda, and the Drawings (if any), and this document form the Contract, and they are as fully a part of the Contract as if hereto attached.

Article 7 – Lead and Asbestos Certification. The Contractor hereby certifies that no lead/asbestos containing building material will be used for the construction of the project. If a lead/asbestos containing building material is subsequently found to have been included in the construction of the project, the Contractor shall be responsible for and indemnify the Owner against all costs for the proper removal of the lead/asbestos containing building material and the replacement of said material with a non-lead/asbestos containing material substitute. The removal method shall be specifically approved by the Owner and any and all authorities having jurisdiction over such removal.

IN WITNESS WHEREOF, the parties hereto have executed this Contract the day and year written below.

Bid #_____ - _____

WASHOE COUNTY SCHOOL DISTRICT	CONTRACTOR
_____	_____
Signature	Signature
_____	_____
Name	Name
_____	_____
Title	Title
_____	_____
Date	Date

SECTION 00600 – SAMPLE LABOR AND MATERIALS BOND (PUR-F526)

KNOW ALL PERSONS BY THESE PRESENTS: That WHEREAS, the Board of Trustees of Washoe County School District in the State of Nevada has awarded to _____, hereinafter designated as "Principal", a contract dated _____, for _____ _____ _____ a copy of which contract is attached hereto and by reference made a part hereof, and hereinafter referred to as the "Contract."

And WHEREAS, said Principal is required under the terms of said Contract and by law under the provisions of NRS Chapter 339 to furnish a Bond for the Labor and Materials used in said Contract;

NOW, THEREFORE, we, the Principal, and _____, as Surety, are held and firmly bound unto the Board of Trustees of Washoe County School District in the State of Nevada in the sum of _____ Dollars ($_____), lawful money of the United States, being not less than one hundred percent (100%) of the estimated Contract cost of the work, for the payment of which sum will and truly to be made, we bind ourselves, our heirs, executors, administrators, and successors, jointly and severally, firmly by these presents.

THE CONDITION OF THIS OBLIGATION IS SUCH, that if the above-bounden Principal, or its heirs, executors, administrators, successors or assigns shall fail to pay for any materials, provisions, supplies implements or machinery used in, upon, for, or about the performance of the work contracted to be done, or for any work or labor thereon of any kind, or for amounts due under the Unemployment Compensation Law with respect to such work or labor, as required by the Provisions of NRS Chapter 339, the Surety hereon will pay for the same within thirty (30) calendar days an amount not exceeding the sum specified in this bond, and the above obligation shall then be null and void. Otherwise, it shall remain in full force and virtue.

THE SURETY, for value received, hereby stipulates and agrees that no change, extension of time, alteration or addition to the terms of the Contract, or to the work to be performed thereunder, or to the specifications accompanying the same, shall in any way affect its obligations on this bond, and it does hereby waive notice of any such change, extension of time, alteration or addition to the terms of the Contract or to the work, or to the specifications.

And the said Surety, for value received, further stipulates and agrees that should the Board of Trustees of Washoe County School District, or other obligees, incur attorney's fees or other expenses for the enforcement of the Contract or this bond, the same shall

be paid by the Surety to the contracting body, subcontractors, workmen laborers, mechanics and furnishers of material as their interests may appear.

IN WITNESS WHEREOF, the above-bounded parties have executed this instrument under their seals this_____ day of _____, 20_____, the name and corporate seal of each corporate party being hereto affixed and these presents duly signed by its undersigned representative, pursuant to authority of its governing body.

_____

_____
Principal

(Seal) By: _____

_____
Surety

By: _____

Address:

(Seal)

_____

_____

_____

Phone: _____

SECTION 00610 – SAMPLE PERFORMANCE BOND (PUR-F527)

KNOW ALL PERSONS BY THESE PRESENTS: That WHEREAS, the Board of Trustees of Washoe County School District in the State of Nevada has awarded to_____, hereinafter designated as "Principal": a contract dated _____, for _____
_____
a copy of which contract is attached hereto and by reference made a part hereof, and hereinafter referred to as the "Contract".

And WHEREAS, said Principal is required under the terms of said Contract and by law under the provisions of NRS Chapter 339 to furnish a Bond for the faithful Performance of said Contract;

NOW, THEREFORE, we, the Principal, and _____, as Surety, are held and firmly bound unto the Board of Trustees of Washoe County School District in the State of Nevada in the sum of _____Dollars ($_____), lawful money of the United States, being no less than one hundred per cent (100%) of the estimated Contract Cost of the work, for the payment of which sum well and truly to be made, we bind ourselves, our heirs, executors, administrators, and successors, jointly and severally, firmly by these presents.

THE CONDITION OF THIS OBLIGATION IS SUCH, that if the above bounden Principal, or its heirs, executors, administrators, successors, or assigns, shall in all things stand to and abide by and well and truly keep the faithfully perform the covenants, conditions, and agreements in the Contract and any alterations made as therein provided, on his or its part to be kept and performed at the respects according to their true intent and meaning; and shall indemnify and save harmless the Board of Trustees of Washoe County School District in the State of Nevada, its officers and agents, as therein stipulated; then this obligation shall become null and void. Otherwise, it shall be and remain in full force and virtue.

As a condition precedent to the satisfactory completion of the Contract, the above obligation shall hold good for a period of one (1) year after completion and acceptance of the work done, during which time if the above-bounden Principal, his or its heirs, executors, administrators, successors, or assigns shall fail to make full, complete, and satisfactory repair and replacements or totally protect the Board of Trustees of Washoe County School District in the State of Nevada from loss or damage made evident during said period of one (1) year from the date of acceptance of said work, and resulting from or caused by defective materials or faulty workmanship in the prosecution of the

work done, the above obligation in the said sum of _____Dollars ($_____) shall remain in full force and virtue; otherwise, the above obligation shall be void.

THE SURETY, for value received, hereby stipulates and agrees that no change, extension of time, alteration or addition to the terms of the Contract, or to the work to be performed thereunder, or to the specifications accompanying the same, shall in anyway affect its obligations on this bond, and it does hereby waive notice of any such change, extension of time, alteration or addition to the terms of the Contract, or to the work, or to the specifications.

And the said Surety, for value received, further stipulates and agrees that should the Board of Trustees, Washoe County School District, incur attorney's fees or other expenses for the enforcement of the Contract or his/her bond, the same shall be paid by the Surety to the Board of Trustees, Washoe County School District.

IN WITNESS WHEREOF, the above-bounden parties have executed this instrument under their seals this _____ day of _____, 20____, the name and corporate seal of each corporate party being hereto affixed and these presents duly signed by its undersigned representative, pursuant to authority of its governing body.

_____

_____
Principal

(Seal) By: _____

_____
Surety

By: _____

Address:

(Seal)

_____

_____

_____

Phone: _____

SECTION 00700 – GENERAL CONDITIONS

The General Conditions of the Contract for Construction, AIA Document A201, 2017 Edition, Articles 1 through 15, are hereby incorporated by reference as the “General Conditions of this Project.” Copies of General Conditions may be examined or obtained through formal request to the WCSD’s Purchasing Department located at the Brown Center, 14101 Old Virginia Road, Room 0, Reno, Nevada, 89521 or by phone at (775) 850-8025.

The information contained in the Supplementary General Conditions (Section 00800), Special Conditions (Section 00820), Instructions to Bidders (Section 00100), and the Bid Form (PUR-F523) shall become a part of the Contract and shall apply to all Contractors and Subcontractors. The information contained in Supplementary General Conditions (Section 00800) may amend, modify, supersede, void or supplement the Articles of the “General Conditions of the Project.” Where any part of an Article of the “General Conditions of the Project” is amended, modified, superseded or voided by a provision of the Supplementary General Conditions (Section 00800) or other Contract documents, all other provisions of such Article shall remain in effect, and the provisions of the Supplementary General Conditions (Section 00800) or other Contract documents shall be considered as added.

SECTION 00800 – SUPPLEMENTARY GENERAL CONDITIONS

The General Conditions of the Contract for Construction, AIA Document A201, 2017 Edition, Articles 1 through 15, are hereby incorporated by reference as the “General Conditions of this Project.” Copies of General Conditions may be examined or obtained through formal request to the WCSD’s Purchasing Department located at The Brown Center, 14101 Old Virginia Road, Room 0, Reno, Nevada, 89521 or by phone at (775) 850-8025.

The information contained in the Supplementary General Conditions (Section 00800), Special Conditions (Section 00820), Instructions to Bidders (Section 00100), and the Bid Form (PUR-F523) shall become a part of the Contract and shall apply to all Contractors and Subcontractors.

In any instance where no Architect is involved in the project, any and all references contained in this or any other documents to "Architect" shall be deemed to refer to the consulting Engineer, if any, the special project consultant, if any, or, in the event no such individuals are involved, to the Owner.

The following supplements modify, delete and/or add to the “General Conditions of the Project.” Where any Article, Paragraph or Subparagraph in the “General Conditions of the Project” is supplemented by one of the following Paragraphs, the provisions of such Article, Paragraph, or Subparagraph shall remain in effect and the supplemental provisions shall be considered as added. Where any Article, Paragraph, or Subparagraph in the “General Conditions of the Project” is amended, voided or superseded by any of the following paragraphs, the remaining provisions of such Article, Paragraph or Subparagraph not amended, voided, or superseded shall remain in effect.

1. LIABILITY INSURANCE SPECIFICATIONS

A. INTRODUCTION

The Owner has established specific indemnification and insurance requirements for its construction contracts to help assure that reasonable insurance coverage is purchased and maintained. Insurance, indemnification and hold harmless clauses are intended to assure that a Contractor accepts and is able to pay for the loss or liability related to its activities.

Contractor’s attention is directed to the insurance requirements below. It is recommended that Contractors confer with their respective insurance carriers or brokers to determine **in advance of Bid submission** the availability of insurance certificates and endorsements as described and provided herein.

B. INDEMNIFICATION AGREEMENT

The Contractor agrees to hold harmless, indemnify and defend the Owner, its officers, agents, employees and volunteers from any loss or liability, financial or otherwise resulting from any claim, demand, suit, action, or cause of action based on bodily injury, including death, or property damage, including damage to the

Contractor's property or injury to the Contractor's employees, caused by any action, either direct or passive, the omission, failure to act or negligence on the part of the Contractor, employees, agents, representatives or Subcontractors arising out of the performance of work under this Contract by the Contractor, or by others under the direction or supervision of the Contractor.

In determining the nature of the claim against the Owner, the incident underlying the claim shall determine the nature of the claim, notwithstanding the form of the allegations against the Owner.

In the event of a lawsuit against the Owner, its officers, agents, employees and volunteers, the Contractor shall reimburse the Owner for costs of the Owner's attorneys' fees and costs, as well as personnel in defending such actions. Reimbursement for the time spent by such personnel shall be at the rate charged for such services by private counsel. The Owner shall not be held liable for any accident, loss or damage to the work prior to its completion and acceptance.

C. GENERAL REQUIREMENTS

The Contractor shall purchase Workers Compensation Insurance, General Liability and Automobile Liability as described below. The cost of such insurance shall be included in the Contractor's bid price.

D. WORKERS COMPENSATION INSURANCE

It is understood and agreed that there shall be no Workers Compensation Insurance coverage provided for the Contractor or any Subcontractor by the Owner. Contractor agrees, as a precondition to the performance of any work under this Contract and a precondition to any obligation of the Owner to make any payment under this Contract, to provide Owner with certificates issued by an insurer that shows compliance with NRS Chapters 616A, 616B, 616C and 616D, inclusive, and Chapter 617.

It is further understood and agreed by and between the Owner and the Contractor that the Contractor shall procure, pay for, and maintain the above-mentioned Workers Compensation Insurance coverage at the Contractor's sole cost and expense.

Should Contractor be self-funded for Workers Compensation Insurance, Contractor shall notify Owner in writing prior to the acceptance of this Contract. Owner reserves the right to approve said retentions and may request additional documentation, financial or otherwise, for review prior to the acceptance of this Contract as provisioned under NRS Chapter 616B.627.

E. MINIMUM SCOPE OF LIABILITY INSURANCE

Coverage shall be at least as broad as:

1. Insurance Services Office (ISO) Commercial General Liability Coverage "Occurrence" form CG 0001 12 04 or substitute form

providing coverage as broad as CG 0001 12 04. The Commercial General Liability Coverage shall include, but is not limited to, Liability Coverage arising from Operations, Premises, Blanket Contractual Liability, Broad Form Property Damage Liability, Products and Completed Operations, Personal Injury and Advertising Liability, and Stop Gap or Employers Liability. In addition, explosion, collapse, and underground coverage must be included unless Owner waives this requirement in writing prior to execution of Contract.

2. Business Auto Coverage form number ISO CA 0001, CA 00 055, CA00 12, CA 00 20 or an equivalent form covering Automobile Liability Symbol 1 "Any Auto."

F. MINIMUM LIMITS OF INSURANCE

The Contractor shall maintain limits no less than:

1. General Liability: **$1,000,000** minimum or the amount customarily carried by the Contractor, whichever is greater, combined single limit per occurrence (with $2,000,000 Aggregate Limit) for bodily injury, personal injury, and property damage. General Liability coverage shall specifically apply to the acts and/or omissions of Contractor and his/her Subcontractors. The above General Liability coverage shall be maintained in full force and effect for five (5) years from the date of completion of the project. The required limits may be met through a combination of primary and excess liability coverage. Any excess liability coverage shall provide coverage at least as broad as the primary coverage and be subject to all of the requirements herein.

2. Automobile Liability: $1,000,000 minimum or the amount customarily carried by the Contractor, whichever is greater, combined single limit per accident for bodily injury and property damage. No Aggregate Limits may apply. Non-owned and hired automobile liability must be included.

3. Workers Compensation Insurance: $1,000,000 minimum in limits (Employers Liability) and obtain Statutory Limits of Workers Compensation Insurance for employees engaged on or at the site of the project in accordance with NRS Chapters 616A, 616B, 616C and 616D, inclusive, and Chapter 617. If an excess policy is utilized, the policy will provide excess coverage for Employers' Liability.

4. Asbestos Environmental Risk Liability Insurance: Not Required for this Project.

G. ASBESTOS COVERAGE

Not Required for this Project.

H. PROPERTY COVERAGES

Not Required for this Project.

I. DEDUCTIBLES AND SELF-INSURED RETENTIONS

Any deductibles or self-insured retention must be declared to and approved by the Owner. The Owner reserves the right to request additional documentation, financial or otherwise, prior to giving its approval of the deductibles and self-insured retention's and prior to executing the Contract. Any changes to the deductibles or self-insured retentions made during the term of this Contract or during the term of any policy, must be approved by the Owner prior to the change taking effect. It is also understood that the Contractor is responsible for and shall assume payment of all deductibles and/or self-insured retentions.

J. OTHER INSURANCE PROVISIONS

The policies are to contain, or be endorsed to contain, the following provisions:

1. General Liability and Automobile Liability Coverages

a. The Owner, its agents, officers, employees and volunteers are to be included as Additional Insureds for damages and defense arising from: activities performed by or on behalf of the Contractor, including the insured's general supervision of the Contractor; products and completed operations of the Contractor; premises owned, occupied or used by the Contractor; or automobiles owned, leased, hired or borrowed by the Contractor. The coverage shall contain no special limitations on the scope of protection afforded to the Owner, its officers, employees or volunteers.

b. The Contractor's insurance coverage shall be primary insurance with respect to the Owner, its officers, employees and volunteers. Any insurance or self-insurance maintained by the Owner, its officers, employees or volunteers shall be in excess of the Contractor's insurance and shall not contribute to the Contractor's insurance coverage in any way.

c. The Contractor's insurance shall apply separately to each insured against whom claim is made or suit is brought, except with respect to the limits of the insurer's liability.

d. The insurance companies issuing the policy or policies shall have no recourse against the Owner payment of any premiums, costs or assessments under any form of policy.

e. Failure of the Contractor to take out and/or maintain any required insurance shall not relieve the Contractor from any liabilities under this Contract, nor shall the insurance

requirements be construed to conflict with or otherwise limit the obligations of the Contractor concerning indemnification.

2. All Coverages

a. Each insurance policy required by this clause shall be endorsed to state that coverage shall not be suspended, voided, canceled or non-renewed by either the Contractor or by the insurer, reduced in coverage or in limits except after thirty (30) days prior written notice has been given to the Owner, which must be approved, if acceptable, by the Owner in writing.

Furthermore, Contractor shall provide the Owner thirty (30) days prior notice, in writing when the Contractor elects to change carriers, not to renew the policy, or reduce coverage, which must be approved, if acceptable, by the Owner also in writing.

b. The Contractor's insurers shall have no right of recovery or subrogation against the Owner or the design professionals which provide work on the project.

c. Any failure to comply with reporting provisions of the policies shall not affect coverage provided to the Owner, its officers, employees or volunteers.

d. The insurance companies issuing the policy or policies shall have no recourse against the Owner for payment of any premiums, costs or assessments under any form of policy.

K. ACCEPTABILITY OF INSURERS

Insurance is to be placed with insurers with an A.M. Best's rating of no less than A:X. The Owner may accept coverage with carriers that have lower A.M. Best's ratings upon review of financial information concerning Contractor and insurance carrier. The Owner reserves the right to require that the Contractor's insurer(s) be a licensed and admitted insurer(s) in the State of Nevada, or on the Insurance Commissioner's approved, but not admitted, list.

L. VERIFICATION OF COVERAGE

Prior to the commencement of any work on the project, the Contractor shall furnish the Owner with certificates of insurance and with original endorsements affecting coverage required. The certificates and endorsements for each insurance policy are to be signed by a person authorized by that insurer to bind coverage on its behalf. All certificates and endorsements are to be received and approved by the Owner before work commences. The Owner reserves the right to require complete, certified copies of all required insurance policies, at any time should it be deemed in the best interest of the Owner.

M. SUBCONTRACTORS

The Contractor shall include all Subcontractors as insureds under its policies or shall furnish separate certificates and endorsements for each Subcontractor. All coverages for Subcontractors shall be subject to all of the requirements stated herein, except that if any Subcontractors maintain limits of insurance less than required in this Contract, Contractor's insurance shall include coverage for acts or omissions of Subcontractor up to the full limits required in this Contract.

N. MISCELLANEOUS CONDITIONS

1. The Contractor shall be responsible for and remedy all damage or loss to any property, including property of the Owner, caused in whole or in part by the Contractor, any Subcontractor, or any employed, directed or supervised by the Contractor.

2. Nothing herein contained shall be construed as limiting in any way the extent to which the Contractor may be held responsible for payment of damages to persons or property resulting from its operations or the operations of any Subcontractor under it.

3. In addition to any other remedies the Owner may have should the Contractor fail to provide or maintain any insurance policies or policy endorsements to the extent and within the time required, the Owner may, at its sole option:

   a. Purchase such insurance to cover any risk for which the Owner may be liable through the operations of the Contractor under this Contract and deduct or retain the amount of the premiums for such insurance from any sums due to the Contractor under the Contract; or

   b. Order the Contractor to cease work under this Contract and/or withhold any payments, which became due the Contractor until the Contractor demonstrates compliance with the requirements hereof; or

   c. Terminate the Contract.

2. GUARANTEE BOND

Not Required for this Project.

3. INTEREST

Article 13.5 is hereby supplemented as follows:

Not Required for this Project.

4. CLEANING UP

Article 3.15 is hereby supplemented as follows:

The Contractor, at all times, shall keep the premises free from accumulation of waste materials or rubbish caused by operations. At the completion of the work, Contractor shall remove all waste materials and rubbish from and about the project as well as all tools, construction equipment, machinery and surplus materials, and shall clean all glass surfaces and leave the work "broom clean" or its equivalent, except as otherwise specified.

5. LIQUIDATED DAMAGES

Add Article 8.2.4 as follows:

It is hereby understood and mutually agreed that the date of beginning, rate of progress, and the time for completion of the work to be done hereunder are essential conditions of this Contract and that the work embraced in this Contract shall be commenced on the date set forth in the Notice to Proceed issued by the Owner.

The Contractor agrees that all work shall be performed regularly, diligently, and uninterruptedly at a rate of progress that will ensure substantial completion within the time specified. It is expressly understood and agreed, by and between the Contractor and the Owner, that the time for completion of the work described herein is an acceptable time for the completion of the work. If the Contractor should neglect, fail, or refuse to complete the work within the specified Contract time, that has been extended by the Owner, then the Contractor does hereby agree, as a part of the consideration for receiving the award of this Contract, to pay to the Owner, not as a penalty, but as Liquidated Damages, the amount of money specified in the Contract (Section 00100 – Instruction to Bidders and Bid Form (PUR-F523) per day. If the Owner incurs costs in excess of the Liquidated Damages as a result of the Contractor's inability to complete the work by the specified date the additional cost will be deducted from the Contract amount.

If the Contractor fails to complete or correct the work listed on the comprehensive list of deficiencies ("**Punch-List**") within the specified time for performance, the Contractor does hereby agree to pay the Owner **$500** as Liquidated Damages for each calendar day that the completion or correction of the work extends beyond the 45 days for performance allowed from the date the Contractor receives the Punch List of deficiencies from the Architect and/or his/her consultants and/or the Owner.

6. CHANGE ORDERS

Article 7.2 is hereby modified as follows:

A. The Owner, without invalidating the contract, may order changes in the work consisting of additions, deletions, or other revisions, the contract sum and contract time being adjusted accordingly. All such changes in the work shall be authorized by Change Order issued by the Owner.

B. The cost or credit to the Owner resulting from a change in the work shall be determined by the Architect in one or more of the following ways:

1. By unit prices stated in the Contract documents or subsequently agreed upon.

2. By mutual acceptance of a lump sum proposal, properly itemized by contractor/subcontractor, to include the following:

   a. Labor, including fringe benefits, payroll taxes, and workers' compensation insurance;

   b. Materials entering permanently into the work;

   c. Equipment costs for equipment utilized to perform the Change Order work; and/or

   d. Change Order Mark-Up per Schedule.

3. By the actual cost of properly itemized by contractor/subcontractor, to include the following:

   a. Labor, including fringe benefits, payroll taxes, and workers' compensation insurance;

   b. Materials entering permanently into the work;

   c. Equipment costs for equipment utilized to perform the Change Order work; and/or

   d. Change Order Mark-Up per Schedule.

C. The costs under Paragraph 6(B) 1-3 above may be increased by General/Prime Contractor, Subcontractor (all tiers) to include a fixed fee for Subcontractor profit and overhead, Prime Contractor profit and overhead on Subcontractor work, and profit and overhead on work done by the General/Prime Contractor's own forces. The total of such fixed fee shall not exceed the amount determined from the Change Order Mark-Up Schedule below for a single Change Order item, or for any group of related items, and shall be full compensation for the cost of supervision (to include Project Manager, Project Coordinator, Superintendent, Administrative Staff, etc.), overhead, profit, insurance, general conditions not listed and any BIM updating, Procore updating, or other general expense associated with completing the change in the scope of work. The allowable mark-up fee for contractor bonding shall be in addition to the fee below for the Prime Contractor only and shall not exceed 1% of the change if applicable.

CHANGE ORDER MARK-UP SCHEDULE

1. Additive Changes (for the entity performing the work):	
Total Cost of Change +$0.01 to +$50,000 +$50,000.00 and above	Allowable Fee 15% of the Total Cost 10% of the Total Cost
2. Additive Changes (Contractor Markup) Subcontractors work:	
Total Cost of Change +$0.01 to +$50,000 +$50,000.00 and above	Allowable Fee 10% of the Total Subcontractor Fee 5% of the Total Subcontractor Fee
3. Deductive Changes:	
Total Credit Cost of Change +$0.01 to +$50,000 +$50,000.00 and above	Credit Fee to be Applied 10% of the Total Subcontractor Cost. (*Deductive*) 5% of the Total Subcontractor Fee (Deductive)
Example of Deductive Change: Assume <$5,000.00> to be credited. The Contractor must include a 10% credit for profit and overhead, i.e. $5,000.00 X 0.10 = <$5,500.00> total credit to the Contract.	

D. No fees shall be paid for time extensions.

E. All proposals shall be submitted to the Architect in sufficient detail to complete an analysis of all costs. The Contractor shall submit invoices for materials and equipment utilized in Change Order work. Labor rates shall not exceed the applicable Wage Rates (including Prevailing Wage Rates) as published by the State of Nevada Office of the Labor Commissioner. Fringe benefits shall not exceed the cost of fringe benefits normally paid to such personnel or established by the industry in the Northern Nevada area, whichever is lower. Labor rates or additional rates not identified as part of Prevailing Wage Rates shall be identified and approved by WCSD prior to start of construction.

7. SUBCONTRACTORS

Article 5.2.1 is hereby modified as follows:

A. Per NRS Chapter 338:

1. Except as otherwise provided in Subsection 2, each bid submitted to any officer, department, board or commission for the construction of any public work or improvement must include:

   a. The name of each Subcontractor who will provide labor or a portion of the work or improvement to the Contractor for which he/she will be paid; and

b. A description of the portion of the work or improvement which each Subcontractor named in the bid will complete.

2. The Contractor shall list in the Bid Form (PUR-F523) pursuant to Subsection 1 the name of a Subcontractor for each portion of the project that will be completed by him/her.

3. A Contractor whose bid is accepted, shall not substitute any person for a Subcontractor who is named on the Bid Form (PUR-523), unless:

a. The Owner objects to the Subcontractor, requests in writing a change in the Subcontractor and pays any increase in costs resulting from the change; or

b. The substitution is approved by the Owner and:

1. The Subcontractor, after having a reasonable opportunity, fails or refuses to execute a written contract with the Contractor, which was offered to the Subcontractor with the same terms and conditions that all other Subcontractors on the project were offered; or

2. The named Subcontractor files for bankruptcy or becomes insolvent; or

3. The named Subcontractor fails or refuses to perform subcontract within a reasonable time.

8. MANDATORY DRUG TESTING PROGRAM

A. In order to be eligible to perform work on WCSD construction projects all Contractors who will work on such projects must have a current and valid Drug and Alcohol Policy that is applicable to all workers who will be employed on those projects regardless of tier. This requirement is a reasonable precaution to ensure a safe and drug-free environment on school construction projects that may involve workers being in relatively in close contact with students.

B. The Policy must meet the minimum requirements as outlined in Exhibit 1. Each Contractor shall demonstrate compliance with this provision by signature on the Bid Form that the Policy is in place, that it will be actively enforced, and that all workers who will be employed on WCSD projects will have undergone the pre-placement drug testing required by WCSD. The WCSD and/or the Prime Contractor is empowered to review Contractor records of enforcement of its Drug and Alcohol Policy at any time during the construction period up to and including completion of the project in order to determine whether the policy is in fact being enforced. The Contractor shall forthwith deliver to the WCSD any and all records requested to determine compliance with this Drug and Alcohol Policy requirement. Failure to maintain or rigorously enforce the policy or to timely respond to WCSD demands for production of records relating to the Drug and Alcohol Policy may

result in termination of the project agreement at no cost to the WCSD.

C. Refer to Washoe County School District Mandatory Drug and Testing Program Requirements – EXHIBIT 1.

EXHIBIT 1

WASHOE COUNTY SCHOOL DISTRICT

MANDATORY DRUG AND ALCOHOL TESTING PROGRAM REQUIREMENTS

In order to be eligible to perform work on WCSD construction projects, all Contractors who work on such projects must have a current and valid Drug and Alcohol Policy that meets the following minimum requirements:

1. A statement identifying prohibited conduct regarding employee drug and alcohol use. At a minimum, the policy should address the following areas of prohibited conduct:

    a. Alcohol

    Possession of open containers use or being under the influence of alcohol by any employee during normal business hours including lunch breaks, while performing Contractor business, while operating Contractor vehicles or equipment or while on company premises is prohibited. Failure to pass an alcohol test will be grounds for disciplinary action up to and including termination.

    b. Illegal Drugs

    The unlawful manufacture, distribution, dispensation, possession or use of a controlled substance is prohibited. Failure to pass a drug test will be grounds for disciplinary action up to and including termination.

    c. Legal Drugs

    Except as provided below, use or being under the influence of any mood-altering legal drug by any employee while on company premises or while performing company business is prohibited to the extent such use or influence may affect the safety of the employee, co-workers or the public, the employee's job performance or the safe or efficient operation of the Contractor.

    An employee under the influence of a mood-altering legal drug has an obligation to inquire and determine whether the mood-altering legal drug he/she is taking may or will affect his/her ability to safely and efficiently perform his/her job duties. If the employee is using a mood-altering legal drug at the direction of a physician, dentist or other licensed practitioner, the employee is required to inform a designated company official. In compliance with the Americans with Disabilities Act (ADA), this policy does not require the employee, physician, dentist or other licensed practitioner to identify the name of the prescription drug or the medical condition for who it is prescribed. For the safety of all employees, the Contractor

may place persons using such drugs in a less hazardous job assignment or place them on temporary medical leave until released as fit for duty by the prescribing physician, dentist or other licensed practitioner. An employee taking over-the-counter medications contrary to instructions provided by the manufacturer may be subject to disciplinary action up to and including termination.

d. Drug Paraphernalia

Employee possession of drug paraphernalia on the project site is strictly prohibited.

2. A statement requiring, at a minimum, the following types of drug and/or alcohol testing:

a. Pre-Placement Testing

Prior to the start of employment generally, or employment on any WCSD project, the Contractor must assure that any employee assigned to work on a WCSD project has previously completed a pre-placement drug test before the effective date of the project assignment. In the case of a newly hired employee, he/she must pass a pre-placement drug test prior to being allowed to work on a WCSD project.

b. Reasonable Suspicion Testing

Contractor will require a medical examination, breath test, blood test, and/or urinalysis when there is reasonable suspicion to believe that the employee is using drugs and/or alcohol at work or where circumstances or workplace conditions justify it.

c. Post- Accident Testing

Each employee will be tested for prohibited drugs and alcohol use as soon as possible after a reportable accident. Reportable accident is defined as any incident that results in an employee requiring medical treatment that results in the filing of a Workers Compensation claim, or property damage in excess of five hundred dollars ($500.00). An employee shall not be relieved of duty pending the receipt of test results except where there is reasonable evidence that alcohol or illegal drug use was a contributing factor as determined by the treating physician.

d. Return To Duty Testing and Follow-Up Testing

At the Contractor’s discretion, employees in violation of the drug and alcohol policy will be subject to a return to duty policy as a condition of continued employment. In essence, this policy states that the Contractor may rehire or retain the employee in return for the employee's promise to remain alcohol and drug free on WCSD project sites, complete an evaluation by a licensed alcohol and drug counselor and follow all professional recommendations, provide a negative drug and/or alcohol test to return to duty and submit to follow-up testing on a random basis to confirm on-going policy compliance. This document will be

kept in a confidential file belonging to the Contractor's agency.

3. A statement describing the procedures the Contractor will use to test for the presence of alcohol and controlled substances, protect the integrity of the testing processes, safeguard the validity of the test results and ensure that those results are attributed to the correct employee. To meet this requirement, the Contractor is encouraged to follow the Federal Substance Abuse and Mental Health Services Administration (SAMHSA) Drug and Alcohol Testing Guidelines (49 CFR Part 40). At a minimum, the employer must test for the following drugs of abuse:

    - Marijuana
    - Cocaine
    - Opiates
    - Amphetamines/Methamphetamines
    - Phencyclidine (PCP)

    a. For the purpose of this policy, a positive drug test means that the employee has ingested a drug(s), which causes the employee's drug threshold level to be above the Federal Substance Abuse and Mental Health Services Administration (SAMHSA) Drug and Alcohol Testing Guidelines (49 CFR Part 40). For the purpose of this policy an employee whose breath/blood alcohol level is .04 or greater is considered to be in violation of the policy. It is recommended that blood alcohol testing only be used when an employee is medically unable to provide a breath alcohol sample.

4. A statement indicating the consequences for employees found to be in violation of the drug and alcohol policy. The Contractor's policy must outline the procedures the Contractor will follow to assure that the employee is fit to return to duty following a policy violation. At a minimum, an employee in violation of the Contractor's drug and alcohol policy must complete an evaluation by a licensed alcohol and drug counselor and follow all professional recommendations, provide a negative drug and/or alcohol test to return to duty and submit to follow-up testing on a random basis to confirm on-going policy compliance.

5. A statement indicating that actions taken under this policy will be confidential within the affected Contractor and employee. At a minimum, the Contractor must inform the employee that test results may be disclosed to another member of management on a need-to-know basis and to the employee upon request. Disclosures, without employee consent may also occur when: (A) the information is compelled by law or judicial or administrative process; (B) the information has been placed at issue in a formal dispute between the employer and the employee or job applicant; (C) the information is used in administering an employee benefit plan or other insurance program; (D) the information is needed by first-aid, safety, or medical personnel for the diagnosis or treatment of an employee who is unable/unwilling to authorize disclosure; (E) for review by the State Worker's Compensation Board or the State Unemployment Security Division in determining a pending claim; or (F) the information is compelled by federal officials investigating compliance with the Americans with Disabilities Act (ADA).

6. A statement indicating that all employees shall participate in a company-sponsored drug/alcohol awareness program. The program shall provide employees with information regarding: (A) the company's drug/alcohol free workplace policy; (B) available counseling, referral agencies and rehabilitation; and (C) the penalties imposed upon employees for violations of this policy.

   Each Contractor shall ensure that all supervisors designated to supervise employees on a WCSD project complete a training course on reasonable suspicion testing. This training shall include information on the physical, behavioral, speech and performance indicators of probable employee alcohol or drug abuse and how to effectively intervene per Contractor policy.

7. A statement indicating that Subcontractors, Sub-tiered Contractors, vendors, and their employees shall be required to cooperate with the Contractor's policy to achieve a drug/alcohol free workplace.

END OF EXHIBIT 1

****

9. ARTICLE 1.1 GENERAL PROVISIONS

Add the following at the end of Subparagraph 1.1.1:

In the event of any conflict among the Contract documents, the documents shall be construed according to the following priorities:

Highest Priority:	Modifications
Second Priority:	Agreement
Third Priority:	Addenda–later date to take precedence
Fourth Priority:	Supplementary General Conditions
Fifth Priority:	General Conditions
Sixth Priority:	Specifications with respect to quality and general performance of the Work
Seventh Priority:	Drawings with respect to quantity of materials and general location of the Work. Detail drawings shall take precedence over small scale drawings.

Add the following at the end of Subparagraph 1.2.1:

All Work mentioned or indicated in the Contract documents shall be performed by the Contractor as part of this Contract unless it is specifically indicated in the Contract documents that such Work is to be done by others. Should the Drawings or the Specifications disagree in themselves or with each other, the Contractor shall provide the better quality or greater quantity of work unless otherwise directed by written addendum to the Contractor.

Add the following to Subparagraph 1.2.2:

The Contractor and all Subcontractors shall refer to all of the Drawings, including those showing primarily the Work of the mechanical, electrical and other specialized trades, and to all of the Sections of the Specifications, and shall perform all Work reasonably inferable therefrom as being necessary to produce the indicated results.

Add new Subparagraphs 1.2.4 through 1.2.11 as follows:

1.2.4 All indications or notations which apply to one of a number of similar situations, materials or processes shall be deemed to apply to all such situations, materials or processes wherever they appear in the Work, except where a contrary result is clearly indicated by the Contract documents.

1.2.5 Where codes, standards, requirements and publications of public and private bodies are referred to in the Specifications, references shall be understood to be to the latest adopted version used to issue permits, except where otherwise indicated.

1.2.6 Where no explicit quality or standards for materials or workmanship are established for Work, such Work is to be of good quality for the intended use and consistent with the quality of the surrounding Work and of the construction of the Project generally.

1.2.7 All manufactured articles, materials, and equipment shall be applied, installed, connected, erected, used, cleaned, and conditioned in accordance with the manufacturer's written or printed directions and instructions unless otherwise indicated in the Contract documents.

1.2.8 The Mechanical, Electrical and Fire Protection Drawings are diagrammatic only, and are not intended to precisely show the alignment, physical locations or configurations of such Work. Such Work shall be installed without additional cost to the Owner to clear all obstructions, permit proper clearances for the Work of other trades, and present an orderly appearance where exposed. Prior to beginning such Work, the Contractor shall prepare coordination drawings showing the exact alignment, physical location and configuration of the Mechanical, Electrical and Fire Protection installations and demonstrating to the Contractor's satisfaction that the installations will comply with the preceding sentence.

1.2.9 Exact locations of fixtures and outlets shall be obtained from the Architect as provided in Subparagraph 3.2.2 before the Work is roughed in; Work installed without such information from the Architect shall be relocated at the Contractor's expense.

1.2.10 Test boring or soil test information included with the Contract documents or otherwise made available to the Contractor was obtained by the Owner for use by the Architect in the design of the Project or Work. The Owner does not hold out such information to the Contractor as an accurate or approximate indication of subsurface conditions, and no claim for extra cost or extension of time resulting from reliance by the Contractor on such

information shall be allowed except as provided in Subparagraph 3.7.4.

1.2.11 Where the Work is to fit with existing conditions or work to be performed by others, the Contractor shall fully and completely join the Work with such conditions or work, unless otherwise specified.

11. ARTICLE 3.1 CONTRACTOR

Add the following to the end of 3.2.1:

If the Contractor proceeds with the Work without such notice to the Architect, having discovered such errors, inconsistencies or omissions, or if by reasonable study of the Contract documents the Contractor could have discovered such, the Contractor shall bear all costs arising therefrom.

Add the following to the end of 3.2.2:

The Contractor shall give the Architect timely notice of any additional Drawings, Specifications, or instructions required to define the Work in greater detail or to permit the proper progress of the Work. The Contractor shall not proceed with any Work not clearly and consistently defined in detail in the Contract documents but shall request additional Drawings or instructions from the Architect. If the Contractor proceeds with such Work without obtaining further Drawings, Specifications or instructions, then the Contractor shall correct Work incorrectly done at the Contractor's own expense.

Add the following sentence to the end of Subparagraph 3.4.1:

The word "provide" shall mean furnish and install complete, including connections, unless otherwise specified.

Change the first sentence of Subparagraph 3.5.1 and delete the last (2) two sentences to read as follows:

The Contractor warrants that the materials and equipment furnished under the Contract will be new and of recent manufacture unless otherwise specified, and that all Work will be of good quality, free from faults and defects, and in conformance with the Contract documents.

Add new Subparagraphs 3.5.3 through 3.5.9 as follows:

3.5.3 The Contractor shall be responsible for determining that all materials furnished for the Work meet all requirements of the Contract documents. The Architect may require the Contractor to produce reasonable evidence that a material meets such requirements, such as certified reports of past tests by qualified testing laboratories, reports of studies by qualified experts, or other evidence which, in the opinion of the Architect, would lead to a reasonable certainty that any material used, or proposed to be used, in the Work meets the requirements of the Contract documents. All such data

shall be furnished at the Contractor's expense. This provision shall not require the Contractor to pay for periodic testing of different batches of the same material, unless such testing is specifically required by the Contract documents to be performed at the Contractor's expense.

3.5.4 If the Contractor proposes to use a material which, while suitable for the intended use, deviates in any way from the detailed requirements of the Contract documents, the Contractor shall inform the Architect in writing of the nature of such deviations at the time the material is submitted for approval and shall request written approval of the deviation from the requirements of the Contract documents.

3.5.5 In requesting approval of deviations or substitutions, the Contractor shall provide, upon request, evidence leading to a reasonable certainty that the proposed substitution or deviation will provide a quality of result at least equal to that otherwise attainable. If, in the opinion of the Architect, the evidence presented by the Contractor does not provide a sufficient basis for such reasonable certainty, the Architect may reject such substitution or deviation without further investigation.

3.5.6 The Contract documents are intended to produce a building of consistent character and quality of design. All components of the building including visible items of mechanical and electrical equipment have been selected to have a coordinated design in relation to the overall appearance of the building. The Architect shall judge the design and appearance of proposed substitutes based on their suitability in relation to the overall design of the Project, as well as for their intrinsic merits. The Architect will not approve as equal to materials specified proposed substitutes which, in the Architect's opinion, would be out of character, obtrusive, or otherwise inconsistent with the character of quality of design of the Project. In order to permit coordinated design of color and finishes the Contractor shall, if required by the Architect, furnish the substituted material in any color, finish, texture, or pattern which would have been available from the manufacturer originally specified, at no additional cost to the Owner.

3.5.7 Any additional cost, or any loss or damage arising from the substitution of any material or any method for those originally specified shall be borne by the Contractor, notwithstanding approval or acceptance of such substitution by the Owner or the Architect, unless such substitution was made at the written request or direction of the Owner or the Architect.

3.5.8 The warranty provided in this Paragraph 3.5 shall be in addition to and not in limitation of any other warranty required by the Contract documents or otherwise prescribed by law.

3.5.9 The Contractor shall procure and deliver to the Architect, no later than the date claimed by the Contractor as the date of Substantial Completion, all special warranties required by the Contract documents. Delivery by the Contractor shall constitute the Contractor's guarantee to the Owner that the warranty will be performed in accordance with its terms and conditions.

Change the title of Paragraph 3.9 to read “Superintendence.”
Change the first sentence of Subparagraph 3.9.1 to read as follows:

> The Contractor shall employ a competent superintendent, reasonably acceptable to the Owner, and necessary assistants who shall be in attendance at the Project site full time during the progress of the Work until the date of Substantial Completion, and for such additional time thereafter as the Architect may determine to be necessary for the expeditious completion of the Work.

Add to end of Subparagraph 3.9.3 as follows:

> The Contractor shall remove the superintendent if requested to do so in writing by the Owner and shall promptly replace him with a competent person reasonably acceptable to the Owner.

Add new Subparagraphs 3.9.4 through 3.9.7 as follows:

3.9.4 The Contractor shall retain a competent Registered Professional Engineer or Registered Land Surveyor, acceptable to the Architect, who shall establish the exterior lines and required elevations of all buildings and structures to be erected on the site and shall establish sufficient lines and grades for the construction of associated Work such as, but not limited to, roads, utilities, and site grading. The Engineer or Land Surveyor shall certify as to the actual location of the constructed facilities in relation to property lines, building lines, easements, and other restrictive boundaries.

3.9.5 The Contractor shall establish the building grades, lines, levels, columns, walls and partition lines required by the various Subcontractors in laying out their Work.

3.9.6 The Contractor shall coordinate and supervise the Work performed by Subcontractors to the end that the Work is carried out without conflict between trades and so that no trade, at any time, causes delay to the general progress of the Work. The Contractor and all Subcontractors shall at all times afford each trade, any separate contractor, or the Owner, every reasonable opportunity for the installation of work and the storage of materials.

3.9.7 The Contractor shall arrange for and attend job meetings with the Architect and such other persons as the Architect may from time-to-time wish to have present. The Contractor shall be represented by a principal, project manager, general superintendent or other authorized main office representative, as well as by the Contractor’s own superintendent. An authorized representative of any Subcontractor or Sub-Subcontractor shall attend such meetings if the representative’s presence is requested by the Architect. Such representatives shall be empowered to make binding commitments on all matters to be discussed at such meetings, including costs, payments, change orders, time schedules, and workforce. Any notices required under the Contract may be served on such representatives.

Change Subparagraph 3.10.1 to read as follows:

3.10.1 The Contractor shall prepare and submit to the Architect a progress schedule as described in Subparagraphs 8.2.4 through 8.2.10.

Change Subparagraph 3.12.6 to read as follows:

3.12.6 By approving and submitting Shop Drawings, Product Data, Samples, and similar submittals the Contractor thereby represents that the Contractor has determined and verified all dimensions, quantities, field dimensions, relations to existing work, coordination with work to be installed later, coordination with information on previously accepted Shop Drawings, Product Data, Samples, or similar submittals and verification of compliance with all the requirements of the Contract documents. The accuracy of all such information is the responsibility of the Contractor. In reviewing Shop Drawings, Product Data, Samples, and similar submittals the Architect shall be entitled to rely upon the Contractor's representation that such information is correct and accurate.

Add the following at the end of Subparagraph 3.12.9:

Unless such written notice has been given, the Architect's approval of a resubmitted Shop Drawing, Product Data, Sample, or similar submittal shall not constitute approval of any changes not requested on the prior submittal.

Change Subparagraph 3.13 to read as follows:

The right of possession of the premises and the improvements made thereon by the Contractor shall remain at all times with the Owner. The Contractor's right to entry and use thereof arises solely from the permission granted by the Owner under the Contract documents. The Contractor shall confine the Contractor's apparatus, the storage of materials, and the operations of the Contractor's workmen to limits indicated by law, ordinances, the Contract documents and permits and/or directions of the Architect and shall not unreasonably encumber the premises with the Contractor's materials. The Owner shall not be liable to the Contractor, their Subcontractors, their employees or anyone else with respect to the conditions of the premises, except only for a condition caused directly and solely by the negligence of the Owner.

Add the following at the end of Subparagraph 3.15.1:

Immediately prior to the Architect's inspection for Substantial Completion, the Contractor shall completely clean the premises. Concrete and ceramic surfaces shall be cleaned and washed. Resilient coverings shall be cleaned. Woodwork shall be dusted and cleaned. Sash, fixtures, and equipment shall be thoroughly cleaned. Stains, spots, dust, marks and smears shall be removed from all surfaces. Hardware and all metal surfaces shall be cleaned and polished. Glass and plastic surfaces shall be thoroughly cleaned by professional window cleaners. All damaged, broken

or scratched glass or plastic shall be replaced by the Contractor at the Contractor's expense.

12. ARTICLE 4.1 ADMINISTRATION OF THE CONTRACT

In Subparagraph 4.2.7, add to the end of the first sentence:

"…and only to the extent which the Architect believes desirable to protect the Owner's interest."

13. ARTICLE 8.1 TIME

Added new Subparagraphs 8.1.5 through 8.1.11 as follows:

8.1.5 Within two (2) weeks after award of the Contract, the Contractor shall submit to the Architect a Progress Schedule showing for each class of work included in the Schedule of Values, the percentage completion to be obtained and the total dollar value of work to be completed as of the first of each month until Substantial Completion. All calculations shall be based on the Work in place, and not include the value of materials delivered, but not in place.

8.1.6 The Progress Schedule shall be based on an orderly progression of the Work, allowing adequate time for each operation (including adequate time for submission and review of submittals), and leading to a reasonable certainty of Substantial Completion by the date established in the Agreement. The Progress Schedule will be reviewed by the Architect for compliance with the requirements of this Article and will be accepted by the Architect or returned to the Contractor for revision and resubmittal. Unless specifically required by law, no payment under this Contract shall be due until the Progress Schedule has been approved by the Architect.

8.1.7 If in any Application for Payment the total value of the completed Work in place, as certified by the Architect, is less than 90% of the total value of the Work in place estimated in the Progress Schedule, the Owner may, at the Owner's option, require the Contractor to accelerate the progress of the Work without cost to the Owner by increasing the work force of hours of work, or by other reasonable means approved by the Architect.

8.1.8 If each of three (3) successive applications, as certified by the Architect, indicate that the actual Work completed is less than 90% of the values estimated in the Progress Schedule to be completed by the respective dates, the Owner may at the Owner's option, treat the Contractor's delinquency as a default justifying the action permitted under Paragraph 14.2.

8.1.9 If the Architect has determined that the Contractor should be permitted to extend the time for completion as provided in Paragraph 8.3, the calendar dates in the Progress Schedule shall be adjusted accordingly to retain the same relationship to the adjusted date of Substantial Completion, and the

dollar value of Work to be completed as of the first of each month shall be prorated.

8.1.10 If the Contractor fails to submit any Application for Payment in any month, the Architect shall, for the purpose of this evaluation of progress, certify separately to the actual value of the Work in place completed as of the first of the month to the best of the Architect's knowledge.

8.1.11 Nothing herein shall limit the Owner's right to liquidated or other damages for delays by the Contractor or to any other remedy which the Owner may possess under other provisions of the Contract Documents or by law.

Change Subparagraph 8.3.3 and add new Subparagraph 8.3.4 as follows:

8.3.3 No claim for delay shall be allowed on account of failure of the Architect to furnish Drawings, Specifications, or instructions or to return Shop Drawings or Samples until fifteen (15) days after receipt by the Architect by registered or certified mail of written demand for such instructions, Drawings, or Samples, and not then unless such claim be reasonable.

8.3.4 The Contractor hereby agrees that the Contractor shall have no claim for damages of any kind against the Owner or the Architect on account of any delay in the commencement of the Work and/or any delay or suspension of any portion of the Work, whether such delay is caused by the Owner, the Architect, or otherwise. The Contractor acknowledges that the Contractor's sole remedy for any such delay and/or suspension will be an extension of time as provided in this Article.

14. ARTICLE 9.1 PAYMENTS AND COMPLETION

Add at the end of the second sentence of Subparagraph 9.2:

"and shall be revised if later found by the Architect to be inaccurate."

Add new Subparagraph 9.3.4 as follows:

9.3.4 Each Application for Payment or periodic estimate requesting payment shall at the Owner's option be accompanied by: (1) a waiver of liens from each Subcontractor; or (2) a certificate from each Subcontractor stating that the Subcontractor has been paid all amounts due the Subcontractor on the basis of the previous periodic payment to the Contractor or else stating the amount not so paid and the reason for the discrepancy. In the event of any such discrepancy, the Contractor shall furnish the Contractor's own written explanation to the Owner through the Architect. Such waiver or certificate shall be in a form acceptable to the Owner.

In Subparagraph 9.5.1, add the new item to the list of .1 through .7 as follows:

.8 failure of mechanical trade or electrical trade Subcontractors to comply with mandatory requirements for maintaining record drawings. The Contractor

shall check record drawings each month. Written confirmation that the record drawings are current will be required by the Architect before approval of the Contractor's monthly payment requisition.

Replace the second sentence of Subparagraph 9.10.2 with the following:

If the Contractor fails to furnish such releases or waivers, as the Owner reasonably requires, to satisfy the Owner that there are not outstanding liens, the Owner may require the Contractor, as a condition of final payment and at the Contractor's expense, to furnish a bond satisfactory to the Owner to indemnify the Owner against any such liens.

15. ARTICLE 10.1 PROTECTIONS OF PERSONS AND PROPERTY

At the end of the Subparagraph 10.1, add the following:

"… including compliance with 29 CFR 1910.132, 1910.133, and 1910.134, and for providing a safe workplace and complying with all codes, bylaws, rules and regulations applicable to the construction site."

In Subparagraph 10.2.1.2 delete the word "and" at the end of the Subparagraph.

In Subparagraph 10.2.1.3 add the word "and" to the end of the Subparagraph.

In Subparagraph 10.2.1, add the new item to the list of .1 through .3 as follows:

.4 any other property of the Owner, whether or not forming part of the Work, located at the site or adjacent thereto in areas to which the Contractor has access.

Add new Subparagraphs 10.2.9 through 10.2.12 as follows:

10.2.9 The Contractor shall provide and maintain in good operating condition suitable and adequate fire protection equipment and services and shall comply with all reasonable recommendations regarding fire protection made by the representatives of the fire insurance company carrying insurance on the Work or by the local Fire Chief or Fire Marshal. The area within the site limits shall be kept orderly and clean, and all combustible rubbish shall be promptly removed from the site.

10.2.10 The Contractor shall, at all times, protect excavations, trenches, buildings and materials, from rainwater, ground water, backup or leakage of sewers, drains and other piping, and from water of any other origin and shall remove promptly any accumulation of water. The Contractor shall provide and operate all pumps, piping, and other equipment necessary to this end.

10.2.11 The Contractor shall remove snow and ice which might result in damage or delay.

10.2.12 During the progress of the Work and at all times prior to the date of Substantial Completion of occupancy of the Work by the Owner, whichever is earlier, the Contractor shall provide temporary heat, ventilation, and enclosure, adequate to permit the Work to proceed in a timely fashion, and to prevent damage to completed Work or Work in progress, or to materials stored on the premises. The permanent heating and ventilation systems may be used for these purposes when available unless otherwise provided in the Contract Documents.

16. ARTICLE 11.3 PROPERTY INSURANCE

Subparagraphs 11.2.2 through 11.5.2 shall be deleted in their entirety.

17. ARTICLE 12.1 UNCOVERING AND CORRECTION OF WORK

Add at the end of Subparagraph 12.2.1:

"…and any cost, loss, or damages to the Owner resulting from such failure or defect."

18. ARTICLE 13.1 MISCELLANEOUS PROVISIONS

Change Subparagraph 13.4.4 to read as follows:

13.5.4 The Contractor shall obtain and deliver promptly to the Architect any occupancy permit and any certificates of final inspection of any part of the Contractor's work and operating permits for any mechanical apparatus, such as elevators, escalators, boilers, air compressors, etc., which may be required by law to permit full use and occupancy of the premises by the Owner. Receipt of such permits or certificates by the Architect shall be a condition precedent to Substantial Completion of the Work.

19. ARTICLE 14.1 TERMINATION OF THE CONTRACT

Delete "or" from end of Subparagraph 14.1.1.2

Delete Subparagraphs 14.1.1.4 in its entirety.

20. ARTICLE 15 CLAIMS AND DISPUTES

Add the following sentence to the end of Subparagraph 15.1.3.1:

Any change or addition to a previously made Claim shall be made by timely written notice in accordance with this Subparagraph 15.1.3.1.

Delete the second sentence of Subparagraph 15.1.6.1 and substitute the following:

The Contractor shall have the burden of demonstrating the effect of the claimed delay on the Contract Time and shall furnish the Architect with such documentation relating thereto as the Architect may reasonably require.

Add the following Subparagraph:

15.1.6.3 Any extension of time for weather delays shall be considered by the Architect and Owner only when a request for such extension is made in writing by the Contractor and provided further that any such request shall be presented to the Architect or Owner within ten (10) days from the commencement of the period of delay.

It is expressly understood and agreed that the Contract Time includes adequate time to allow for usual weather/smoke delays considering the climatic conditions in the area of the Project. No adjustments to the Contract Time will be allowed on account of usual weather or subsequent building/site conditions. The Contractor shall include adequate float or other allowance in the Contractors construction schedule to accommodate weather conditions that may be associated with weather dependent work. Any extension of time for weather will be per specifications 01310(A/B).

Time extension requests for delays caused by additional adverse weather conditions will be evaluated individually. Inclement weather days in which no work is conducted at the project site will be considered by the Owner for full day time extensions. Inclement weather days in which any trade or worker perform work on the project will be considered by the Owner for a maximum of one-half (½) daytime extension.

SECTION 00810 – WAGE RATES AND APPRENTICE UTILIZATION

The Contractor shall comply strictly with the requirements of **NRS Chapter 338** and shall pay, if required by statute, prevailing wage rates for the appropriate labor positions as outlined in 'Washoe County - Prevailing Wage Rates for Public Works, State of Nevada" for projects that are $100,000 or greater. Prevailing wage shall be paid for all work through punch list and issuance of Notice of Completion.

Wage rates as published by the Labor Commissioner of the State of Nevada are available as follows:

Office of Labor Commissioner
1818 College Parkway, Suite 102
Carson City, NV 89706

- Phone: (775) 684-1890
- Email: mail1@Labor.nv.gov
- Website: https://labor.nv.gov/

The Contractor shall comply strictly with the requirements of **NRS Chapter 338 and the Apprentice Utilization Act** as reformed by Senate Bill 82 (SB82) in the 2023 Legislative Session effective January 1, 2024. Please refer to the Labor Commissioner's website specifically for a copy of Senate Bill 82, Presentation Senate Bill 82 dated 12-12-23, Senate Bill 82 OLC Summary dated 12-12-23 and any other posted information.

(https://labor.nv.gov/Apprenticeship_Utilization_Act/Apprenticeship_Utilization_Act/)

A contractor or subcontractor engaged in Public Works construction who employs workers on one or more public works during a calendar year pursuant to NRS 338.040 shall use apprentices for a portion of the total hours of labor worked for each apprenticed craft or type of work to be performed on those public works.

This project is subject to the Apprentice Utilization Act and is categorized as **VERTICAL** work.

It is the Contractor's responsibility to comply, document and report directly to the Labor Commissioner annually if they have performed a certain number of hours or more on Public Works. Failure to comply, document and report could result in financial penalties and disqualification per NRS.

SECTION 00820 - SPECIAL CONDITIONS

1. TIME OF COMPLETION

The physical work is to commence as phased in the Special Notifications and shall be completed on or before **July 30, 2027.**

2. EXAMINATION OF SITE

Contractor is requested to visit the project site, compare the Drawings and Specifications with any work in place, and be informed of all conditions, including the work, if any, being performed. Failure to visit the project site will in no way relieve the Contractor from necessity of furnishing any materials or performing any work in accordance with Drawings and Specifications that may be required to complete the work without additional cost to the Owner.

The Contractor shall call the project site and make arrangements for a time to visit. To review the existing premises, contact the Principal and/or Site Facilities Coordinator at the site(s). **Whenever at the site, be sure to check in at the Front Office**.

3. STORAGE

If available as determined by the Capital Projects Department, the Contractor may make arrangements with the Capital Projects Department for an area which the Contractor may use for storage of tools, equipment, and supplies while the project is in progress. Contractor to provide own storage unit for self and any Subcontractors.

4. UTILITIES

All work within an existing facility and if available as determined by the Capital Projects Departments, the Contractor may make arrangements with the Capital Projects Department for the use of all water, electricity, lighting, and other utilities necessary for construction purposes. However, the Contractor shall furnish at his/her own expense any lines or equipment, or extensions necessary to bring utilities to construction areas including any design, permitting, fees, hookup, etc. to execute the use of the utility.

5. TOILETS

If available as determined by the Capital Projects Department, the Contractor may make arrangements with the Capital Projects Department for toilets as necessary for use of workers. Toilets must be kept in sanitary condition and are the responsibility of the Contractor. Additional toilets may be required to be provided by the Contractor if weekend or after hour work is anticipated.

6. BUILDING CODES

All work in this project shall strictly comply with ordinances and laws, state and local, governing such construction in this locality.

Should the Drawings and/or Specifications in any way conflict with these ordinances and laws, the Contractor shall immediately notify the Owner.

7. WAGES

a. Wage Rates – The Contractor shall comply strictly with the requirements of NRS Chapter 338 and shall pay, if required by statute, prevailing wage rates for the appropriate labor positions as outlined in "Washoe County - Prevailing Wage Rates for Public Works, State of Nevada" for projects that are $100,000 or greater

b. Nondiscrimination - In connection with the performance of the work under this Contract, the Contractor agrees not to discriminate against any employee or applicant for employment because of race, creed, color, national origin, or sex. Such agreement shall include, but not be limited to, the following: employment, upgrading, demotion or transfer, recruitment, or recruitment advertising, layoff or termination, rates of pay or other forms of compensation, and selection for training, including apprenticeship. The Contractor further agrees to insert this provision in all subcontracts hereunder, except subcontract for standard commercial supplies or raw materials. Any violation of these provisions by a Contractor or Subcontractor shall constitute a material breach of Contract.

c. Health and Safety in Employment - All applicable provisions of NRS Chapter 618 shall be incorporated in the construction practices for all employees directly engaged in the completion of this project.

Safety: In accordance with generally accepted construction practices, the Contractor will be solely and completely responsible for condition of the job site, including safety of all persons and property during performance of the work. This requirement will apply continuously and not be limited to normal working hours.

The duty of the Engineer/Architect to conduct construction review of the Contractor's performance is not intended to include review of the adequacy of the Contractor's safety measures.

d. Hours - No overtime or weekend work on the project will be performed without the written approval of the Owner or Owner's representative except in cases of emergency where life or property is in imminent danger. The Contractor may submit a request for overtime, weekend or holiday work to the Capital Projects Department for review and approval or denial, a minimum of one (1) week prior to such work. It shall be the Contractor’s responsibility to pay, as a Deductive Change Order, any overtime costs associated with such work for WCSD personnel to open/close site, provide quality assurance and quality

control for such work.

WCSD has the right to reject any overtime, holiday or weekend work.

No person shall be employed for more than eight (8) hours in any one day or more than forty (40) hours in any one week without proper overtime compensation being paid.

During occupied periods, the Contractor can only work with the WCSD's permission. During these occupied periods, the Contractor will be responsible for the complete clean-up and weatherproofing of any work each day in order that the space can be utilized for its educational purpose the next day.

The cost of these "off" hours shall be included in the bid.

When School is **Not in Session**: From 7:00 a.m. until 3:30 p.m. Monday through Friday the site will be available to the Contractor.

When School is **In Session**: From 3:30 p.m. until 11:00 p.m. Monday through Friday the site will be available to the Contractor.

e. Employment – Contractors shall comply with NRS Chapter 338.125 and Chapter 338.130 inclusively. The Contractor expressly agrees to comply with the provisions of Chapter 338.130 and further agrees that if those provisions are not complied, or any failure or refusal to comply with the provisions of Chapter 338.130, shall render this Contract VOID.

f. Statutes - All applicable provisions of NRS Chapter 338 shall apply to this project and Contract and all Contractor and Subcontractors shall comply therewith.

g. Workers' Compensation - Workers' Compensation premiums shall be paid as required by law for the duration of the Contract practices delineated under "Occupational Safety and Health" (NRS Chapter 618) and will be adhered to in all phases of construction.

8. PERMITS AND INSPECTIONS

a. Since the project site is within Washoe County, City of Reno or City of Sparks, the Contractor shall secure a building permit and arrange for all inspections through the appropriate jurisdiction. WCSD is not exempt from the requirements of these authorities.

b. Any fees charged by Washoe County, City of Reno, or City of Sparks, for permanent improvements plan checking, permits; and water, sewer, electrical hook-up will be paid by WCSD. The Contractor shall be responsible for all temporary use permits and associated fees, including but not limited to, discharge permits, dust control, encroachment, street cut, traffic control, and confined space, fire, elevator, etc. Contractor is responsible for all permit conditions, inspections, and final condition work.

c. The Contractor shall give all notices as required and comply with all laws, ordinances, rules, and regulations bearing on the conduct of the work as drawn and specified. If the Contractor observes that the Specifications and/or Drawings are at variance therewith, the Contractor shall notify the Owner promptly in writing, of any necessary changes in the work. If the Contractor performs any work knowing it to be contrary to such laws, ordinances, rules, and regulations, and without such notice to the Owner, the Contractor shall bear all costs arising therefrom.

d. Deferred submittal coordination is the Contractor's responsibility including scheduling and timing with the permitting agency. Contractor may elect to submit under separate permit at their own expense, including any design, fees, review and submittal costs, and inspection fees as a result of additional permits.

e. The Contractor shall notify the Owner when ready for final inspection.

f. Final payment shall not be made until all the closed out permits for the work have been turned over to the Owner.

9. EMPLOYEE REGULATIONS

The Contractor shall, at all times, enforce strict discipline and good order among employees and shall not employ on the work any unfit person or anyone not skilled in the work assigned to him.

The Contractor shall ensure that each and every kind of work shall be performed by workmen, laborers, or mechanics especially skilled in the class of work (trade) required and that workmanship shall be of the best trade practice, regardless of the quality of materials.

The Contractor shall provide, at all times, sufficient and competent labor to carry on the work properly and ensure completion of each part in accordance with schedule and within the time agreed to.

An employee of the Contractor or Subcontractor, who is deemed incompetent, disorderly, or otherwise objectionable by the Owner, shall be removed promptly by the Contractor, and not reemployed on the work.

10. MANUFACTURER'S SPECIFICATIONS AND RECOMMENDATIONS

Wherever, in these specifications, a particular brand or make of item is specified, the Contractor shall comply strictly with the specifications and recommendations of that manufacturer as to the installation and/or application of that particular item.

11. REFERENCE TO SPECIFICATIONS AND TRADE NAMES

In these Specifications, wherever American Society for Testing Materials or other specifications or standards are mentioned it shall be understood that the materials or methods mentioned therewith shall conform to all requirements of the issue in

effect on date of submission of bids. In these specifications whenever the trade name of a product or the name of a product or the name of a manufacturer appears it shall be understood to specify the product so identified or its "Approved Equal." The words "Or Equal" or "Approved Equal" shall mean equal in the opinion of and approved by the Owner or its representative. Refer to requirements outlined in Section 01631 - SUBSTITUTIONS.

12. NOTIFICATION TO CONTRACTOR OF WORK TO BE PERFORMED

After award of the bid, the project shall be initiated by the successful execution of a Contract and a “Notice to Proceed” has been issued by the WCSD’s Purchasing Department.

13. GUARANTEE

The Contractor shall guarantee all work and equipment provided under this Contract to be free from defects of workmanship and material for a period of **one (1) year** or as specified, from the date of final acceptance of the work, which constitutes the issuance of a Notice of Substantial Completion and shall, at Contractor’s own expense, repair and replace all defective work and materials.

14. APPEAL BY UNSUCCESSFUL BIDDER

Any unsuccessful Bidder (Appellant) may appeal the results in the solicitation’s RECOMMENDATION OF AWARD TABULATION if they believe applicable provisions of the law were violated.

Appellant must submit a notice of protest to the Director of Procurement and Contracts no later than five (5) business days beginning the day after the date of the ROA TABULATION.

The notice of protest must include a written statement setting forth with specificity the reasons the person filing the notice believes the applicable provisions of the law were violated.

Appellant shall submit with the notice of protest a bond (i.e., Protest Bond or Appeal Bond) with a good and solvent surety company, authorized to do business in the State of Nevada or submit other security in a form approved by WCSD, who will hold the bond or other security until a determination is made on the appeal.

The bond shall be in the amount of twenty-five percent (25%) of the total dollar value of the Appellant’s bid submission, up to a maximum amount of two hundred fifty thousand dollars ($250,000).

If Appellant is not satisfied with WCSD’s Director of Procurement and Contracts’ response, Appellant may then appeal to an appeals committee designated by WCSD.

If Appellant is not satisfied with the appeals committee’s response, Appellant may then appeal to WCSD’s Board of Trustees, who will render the final decision.

WCSD will postpone any award action until after WCSD's Board of Trustees renders a final decision.

Appellant will not seek any type of judicial intervention until WCSD has rendered its final decision on the protest.

If an appeal is granted, the full amount of the posted bond will be returned to Appellant.

If the appeal is denied/not upheld, a claim may be made against the bond by WCSD for expenses suffered by WCSD as a result of the unsuccessful appeal.

WCSD is not liable for any costs, expenses, attorney's fees, loss of income, or other damages sustained by Appellant in an appeal process.

15. QUALITY ASSURANCE

It shall be the Contractor's responsibility to use adequate numbers of skilled workers who are thoroughly trained and experienced in the necessary crafts and who are completely familiar with the specified requirements and the methods needed for proper performance of the work.

16. OTHER PROJECTS

The Contractor is hereby informed that other projects may be happening at the school/ site at the same time as this project. The Contractor will make every effort to coordinate work with that of other Contractors.

17. EXISTING BUILDING AND CONDITIONS

During construction, it shall be the responsibility of the Contractor to take all reasonable precautions to preserve and protect surrounding buildings and property from damage of all kinds arising from the execution of this Contract. He/she shall repair and/or be responsible for any such damage at no additional cost to the Owner.

It is the Contractor's responsibility to identify and document any building or site damage that exists prior to the start of construction. If undocumented damage is discovered by the Owner that could have been caused as a result of the Contractor's presence it will be the Contractor's responsibility to repair the damage to the Owner's satisfaction without cost to the Owner. If the Contractor does not repair the damage to the Owner's satisfaction, then the Owner has the right after forty-eight (48) hours of written notification to repair the damage and process an Owner's Deductive Change Order for all expenses associated with the repair.

The Contractor shall provide temporary protective fencing or covering over any open trenching or excavation arising from the execution of this Contract, to keep out unauthorized persons, at no additional cost to the Owner.

The Contractor shall notify the Capital Projects Department's representative forty-eight (48) hours prior to any electrical shutdowns at the project site. Failure to do so could cause freezing and other damage due to shut down of the energy management system. The Contractor shall bear all costs for damage resulting from any failure to notify designated parties.

The Contractor shall meet with the representative of the Capital Projects Department to establish limits of work and general ground rules. As school may be in session, all safety precautions will be rigidly enforced.

Contractor shall hire a qualified, properly Licensed Contractor to test all natural gas lines within area of work for leaks prior to the start of the project and at project completion. Note all gas leaks at the start of the project and report it to the Capital Projects Department's representative IMMEDIATELY. Contractor shall not proceed with work in area of any leaks until directed by the Capital Projects Department's representative. Gas line leaks at project completion shall be the responsibility of the Contractor and be repaired by a qualified, Licensed Contractor at no cost to the Owner. Contractor shall assume that all exposed conduit that exists within the work area is fully functional and operational for all wiring that is within the conduit at the start of the project. If at any time during construction, operations utilizing this wiring fail or are disrupted, the Contractor shall be responsible for repairs to make the operations fully functional by a qualified, Licensed Contractor at no cost to the Owner.

18. MATERIAL DISTURBANCE PERMIT

The Building Material Disturbance Permit (MDP) is a Washoe County School District (WCSD) document that identifies asbestos and lead site specific information, and it is issued by the Environmental, Safety & Assessment (ES&A) Department. A site-specific Material Disturbance Permit is required for each project. Each project and facility require a separate Material Disturbance Permit because each facility has specific information and direction regarding asbestos and lead, as each facility is different in that regard. The Material Disturbance Permit is to be requested by the Project Manager, or appointed District representative, in accordance with current Material Disturbance Permit requirements. No work can be done by a Contractor in WCSD without an MDP.

19. WATER SYSTEM DISTURBANCE

Improper closing of valves and other improperly conducted disruptions to District facilities can result in cross connections and back siphoning of chemicals and other contaminates into the water supply. Since these disturbances are very important, the District has added a water system disturbance section to the Material Disturbance Permit (MDP). Work, as a part of this contract, may involve the disturbance of a facilities water distribution system and, as such, the contractor is required to comply with the Water System Disturbance Permit Appendix section of the Material, Water & Lead Disturbance Permit for any work impacting a facility water system.

The contractor shall carefully comply with all requirements of the Material, Water & Lead Disturbance Permit, and shall be aware of this process prior to bid preparation and any construction. The permit requirements are hereby made a part of this specification and contract to the same extent as if bound herein and shall apply to all contractors and subcontractors.

The contractor shall be responsible for all costs incurred by the Washoe County School District, including the consultant, sampling and testing, clean-up, replacement of effected equipment, materials, etc., and any legal action that may result from an unauthorized disturbance of a water system caused by the contractor or his subcontractors, resulting in a cross connection or backflow incident.

If Contractors have any questions regarding the requirements of the Water System Disturbance Permit, please call the ES&A Department for the Regulated Systems Compliance & Safety Officers at (775) 325-8491.

20. ASBESTOS

The Washoe County School District has approx. 60% of our facilities that contain asbestos-containing materials. Contractors performing disturbances to asbestos-containing materials must be properly licensed and trained per the EPA AHERA regulation, as well as other Federal, State, and Local regulations.

Since so many of the facilities contain asbestos, minor construction activities many times will involve disturbance of materials which contain asbestos. These projects may involve “small scale-short duration” asbestos disturbances also termed “Attachments & Penetrations” to non-friable materials. As a part of this contract, the successful contractor will be required to include Attachments & Penetrations into the scope of their work.

a. Asbestos and the Material Disturbance Permit

The Contractor shall carefully comply with all the items of the Building Material Disturbance Permit (MDP) and shall review the permit and become familiar with its contents prior to bid preparation and any construction.

Once a Material Disturbance Permit Request is received for a specific project, building materials that have been identified as being disturbed during construction, and/or demolition, will have been tested for the presence of asbestos. These materials will be identified as asbestos-containing or non-asbestos-containing on the building Material Disturbance Permit(s) by the District’s AHERA Management Planner. The Material Disturbance Permit must be referred to before any work commences. No outside asbestos sampling of building materials, by the Contractor or a Contractor hired asbestos consultant, is allowed.

All asbestos-containing material must be handled by contractors and/or individuals trained and certified in the removal of asbestos-containing building materials. No asbestos-containing materials shall be disturbed prior

to authorization from the owner. If any material is encountered that is not listed on the Material Disturbance Permit, it shall immediately be brought to the attention of the Project Manager before any work continues that might disturb this material. If any building material listed in the disturbance permit as containing asbestos is improperly disturbed, in the opinion of the District, by the Contractor or his sub-contractor/s, the District will immediately hire a third-party asbestos consultant to investigate possible asbestos contamination, and an asbestos Contractor to perform any recommended clean-up.

The Contractor shall be responsible for all costs incurred by the District including the consultant, sampling and testing, clean-up, replacement of affected equipment, materials, etc., and any legal action that may result from an asbestos fiber release incident caused by the Contractor or his sub-contractors.

b. Asbestos Abatement (The removal of an asbestos material)

Attachments and Penetrations does not include the removal (other than drilling holes) of asbestos containing materials. Any removal of asbestos-containing materials is not an “Attachment and Penetration” activity, but rather an abatement, and any abatement of asbestos materials must be designed by an EPA AHERA certified Asbestos Project Designer. Any abatement project’s design will be the responsibility of the District to design and provide abatement specifications. Asbestos abatement (Removal) must be conducted by an asbestos abatement contractor, which will be supervised by the District and/or a District hired asbestos abatement consultant. The abatement costs will be included into the scope of this project.

c. Asbestos – Attachments & Penetrations

Attachments & Penetrations, for the purpose of this document, is the drilling of holes, installing/removing screws, installing anchors, nails, and staples in non-friable asbestos-containing materials, in which the disturbance may release asbestos fibers. Attachments & Penetrations are minor disturbances that are normal activities such as installing conduits, mounting boxes or brackets, and removing equipment anchors from asbestos containing materials. The Material Disturbance Permit will identify which materials at a specific site can be disturbed, and the minimum requirements to perform an asbestos disturbance.

d. “Small Scale-Short Duration” – WCSD Attachment & Penetration Procedures

The WCSD Attachment & Penetration Procedures that the Contractor must utilize, when identified as being required in the MDP, are available from the Project Manager. The contractor shall submit their WCSD Attachment & Penetration Procedures to the Project Manager. The Project Manager will submit the documents to the ES&A Department for approval.

The contractor can add additional requirements, but nothing required in the MDP and WCSD Attachment & Penetration Procedures may be omitted. The Contractor must submit their Attachment & Penetration Procedure to their Project Manager to get ES&A approval of these documents **prior to any disturbance.** The ES&A Department will notify the contractor upon approval of these documents.

Once the approval of the WCSD Attachment & Penetration Procedure and training certificates is received, the contractor may schedule the disturbance, but must notify the ES&A Department immediately prior to disturbing the asbestos-containing materials. The Contractor shall provide this notice by calling the ES&A Attachment & Penetration hotline at 325-8490, follow the directions, and leave a message. ES&A Department personnel, Project Managers, Assistant Project Managers/PCI's, and other district personnel may conduct site visits to ensure compliance with the contractor's submitted and approved procedures.

e. Asbestos Training Certificates – Abatement

Abatement of asbestos-containing materials, as allowed and identified in the Material Disturbance Permit, will be done by an Asbestos Abatement Contractor, with workers that have a minimum of 32-hour AHERA asbestos training (Asbestos Worker), and supervised by an abatement supervisor with 40-hour AHERA asbestos training (Contactor/Supervisor). Workers and supervisors must also get an annual refresher certificate if the original training is greater than one year old. Contractor training certificates will be submitted to the Project Manager at least two weeks prior to the start of the project. The ES&A Department will review the submitted training documentation, verify certificates as required, and approve the abatement workers and supervisors, so they can work on the assigned WCSD project. No one that has not been approved by the ES&A Department is authorized to perform any asbestos disturbances within the WCSD.

New workers added after the start of the project will be approved by the ES&A Department within one 8-hour work period of the standard Monday thru Friday work schedule. Certification submittal will be serviced by the ES&A Department on a first come, first served basis. Delays to review the documentation will be anticipated and taken into account on any abatement schedule developed, and asbestos workers and supervisors will not be allowed to work in any way on that project until their documentation has been reviewed and approved.

f. Asbestos Training Certificates – Attachment & Penetration

Contractors performing "Attachment & Penetration" work on non-friable asbestos-containing materials, as allowed, and identified in the Material Disturbance Permit, will be required to have a minimum of 16 hours of AHERA asbestos training (Operations & Maintenance, or O&M), as well as an annual refresher certificate if the original training is greater than one year old. Contractor training certificates will be submitted to the Project Manager

at least two weeks prior to the start of the project. The ES&A Department will review the submitted training documentation, verify certificates as required, and approve the Attachment & Penetration technicians, so they can work on the assigned WCSD project. No one that has not been approved by the ES&A Department is authorized to perform any asbestos disturbances within the WCSD.

New workers added after the start of the project will be approved by the ES&A Department within one 8-hour work period of the standard Monday thru Friday work schedule. Certification submittal will be serviced by the ES&A Department on a first come, first served basis. Delays to review the documentation will be anticipated and taken into account on any Attachment & Penetration schedule developed, and Attachment & Penetration technicians will not be allowed to work in any way on that project until their documentation has been reviewed and approved.

g. Asbestos Air Sampling, Respiratory Protection, and Protective Suits

Asbestos personal air sampling is required during any asbestos disturbance. Asbestos air sampling results will be supplied to the ES&A Department, and the Project Manager, within 48 hours of the completion of a disturbance. Laboratory results will be emailed directly to the ES&A Department from the laboratory providing analysis. Handwritten results will not be allowed. Regardless of air sampling results, Contractors will not be allowed to submit a Negative Exposure Assessment so that they can discontinue the use of respirators and personal protective suits. The District reserves the right to require this requirement, to reduce the long-term exposure liability from Contractors and their workers, which have disturbed this owner's asbestos materials.

If training certificates are issued for a class, those training certificates need to be submitted. Wallet cards will not be accepted as a training certificate unless no training certificate is provided by the training provider. In order for a wallet card to be accepted, the contractor will supply a letter from the training provider stating that no training certificate was provided, and only wallet cards were supplied to attendees. Wallet cards are less desirable due to their small size and mitigate the ability to clearly read and verify all the information on the card. Contractors are encouraged to request a full size 8 ½" x 11" training certificate from their training providers.

21. <u>LEAD PAINTS, COATINGS, CERAMIC TILE, AND LEAD-CONTAINING MATERIALS IN WCSD FACILITIES</u>

a. Lead-containing paints, coatings, ceramic tile, and lead materials are present in WCSD facilities.

Bidders/Contractors that disturb lead-containing or potentially lead-containing paints, coatings, ceramic tile, and lead-containing materials, by law, are required to know all applicable regulations, and comply with all state and federal regulations that apply to the disturbances to lead-

containing paints, coatings, ceramic tile, and lead-containing materials they are conducting. The regulations that are recommended by the District for a contractor to be properly trained and knowledgeable related to lead disturbances, includes, but is not limited to, the following:

OSHA Regulation CFR 1926.62 – Lead & Appendix A, B, C, & D – Lead Construction Standard.
OSHA Regulation CFR 1910. 1025 - Lead & Appendix A, B, C, & D – General Industry Standard.
EPA, 40 CFR Part 745 – Lead; Renovation, Repair, and Painting Regulation.

b. Lead and the Material Disturbance Permit

The Contractor shall carefully comply with all items of the Building Material Disturbance Permit (MDP) and shall review the permit and become familiar with its contents prior to bid preparation and any construction.

Once a Material Disturbance Permit request is received for a specific project, building materials that have been identified as being disturbed during construction, and/or demolition, will have been tested for the presence of lead. These materials will be identified as lead-containing or not lead-containing on the building Material Disturbance Permit(s) by the District's ES&A Staff. The Material Disturbance Permit must be referred to before any work commences. **No outside lead sampling of building materials, by the Contractor or a Contractor hired lead consultant, is allowed.**

All lead-containing materials must be handled by contractors and/or individuals trained and certified to perform lead disturbances. No lead-containing materials shall be disturbed prior to authorization from the owner. If any building material listed in the disturbance permit as lead-containing are improperly disturbed, in the opinion of the District, by the Contractor or his sub-contractor, the District will immediately hire a third-party lead consultant to investigate possible lead contamination, and a lead removal Contractor to perform any recommended clean-up.

The Contractor shall be responsible for all costs incurred by the District, including the consultant, sampling and testing, clean-up, replacement of the affected equipment, materials, etc., and any legal action that may result from a lead contamination incident caused by the Contractor or his sub-contractors.

Bidders/Contractors accept and acknowledge, by signing the Material Disturbance Permit, the existence of lead related regulations, and accept all liability related to the disturbance of lead-containing materials, citations resulting from, or any other costs the District may incur by the action of all parties of the bidders' company or companies hired by the successful bidder to complete this project.

c. Construction Age of Buildings in the District

At the conception of adding lead information to MDP's, it was thought that lead-containing paints, coatings, and ceramic tile were much more likely to be present on more surfaces in the District's older facilities. However, recent sampling has shown lead containing paints, coatings and ceramic tiles DO routinely exist, even in our newest facilities. Due to that finding, the age of buildings is not as important as was originally thought. We are still providing construction date information in MDP's because lead-based paint >5000 ppm is much less likely in facilities built after 1978.

d. Pre – 1978 WCSD Buildings

Paint and coating sampling have shown that paints and coatings contain some levels of lead in the Districts' Pre-1978 facilities. Therefore, all persons performing **any** disturbance to coatings or paints in our Pre-1978 constructed facilities must utilize lead safe work practices. In addition, any person performing **any** disturbance to paints, coatings, ceramic tile, and lead-containing materials must have taken an OSHA lead action level training class from a WCSD ES&A Department approved training provider. If identified as lead-containing, the Contractor will be required to perform all disturbances as per the MDP, WCSD provided lead specification, and all local, state, and federal regulations.

e. Post – 1978 WCSD Buildings

While it was originally thought that paints and coatings on materials other than metal surfaces and ceramic tile typically did not contain lead in WCSD post – 1978 constructed facilities, sampling has shown that is not the case. The MDP will provide specific historical sampling that has been conducted in the District facilities. If past sampling has shown the presence of lead-containing paints and coatings in the facility, the Contractor will be required to treat all painted and coated surfaces as lead-containing. If identified as lead-containing, the Contractor will be required to perform all disturbances as per the MDP, WCSD provided lead specification, and all local, state, and federal regulations.

The MDP will state all buildings identified above were constructed after 1978. While it was originally thought that paints, coatings and ceramic wall tile are less likely to contain lead in newer WCSD facilities, recent sampling has shown lead-containing paints, coatings, and ceramic tiles DO routinely exist, even in our newest facilities. Due to that finding, Contractors must treat all paints, coatings, and ceramic tile as lead-containing unless WCSD project sampling has proven otherwise, and it will be deemed negative within the MDP and the project scope. **The Bidder/Contractor must comply with all lead-containing or assumed lead-containing paint and coating disturbance instructions and requirements listed in the MDP, District provided lead specifications, and all local, state, and federal regulations, unless the material has been proven, to the satisfaction of the District, that said materials do not contain lead.**

f. Lead Removal (The removal of a lead-containing material)
Attachments and Penetrations does not include any removal, demo, welding, sanding, abrading, sandblasting, cutting, grinding, heating, and torch cutting of lead-containing materials, and is not an “Attachment and Penetration” disturbance. These activities must be designed by an EPA Certified Lead Consultant. The project’s design for the above-listed activities will be the responsibility of the District to design and provide the specs as a part of this bid package. Lead activities listed above must be conducted by a lead removal contractor, which will be supervised by the District and/or District hired EPA Certified Lead Consultant. The lead activities costs will be included into the scope of each project.

g. Lead Attachments & Penetrations

Attachments & penetrations, for the purpose of this document, is the drilling of holes, installing/removing screws, installing anchors, nails, and staples, in which the disturbance may release lead dust. Attachments and Penetrations are minor disturbances that are normal activities such as installing conduits, mounting boxes or brackets, and removing equipment anchors from lead-containing materials. The Material Disturbance Permit will identify which materials at a specific site can be disturbed, and the minimum requirements to perform a lead disturbance.

h. Lead Safe Work Practices – WCSD Attachment & Penetration Procedures

The WCSD Attachment & Penetration Procedures that the Contractor must utilize, when identified as being required in the MDP, are available from the Project Manager. The contractor shall submit their WCSD Attachment & Penetration Procedures to the Project Manager. The Project Manager will submit the documents to the ES&A Department for approval.

The contractor can add additional requirements, but nothing required in the MDP and WCSD Attachment & Penetration Procedures may be omitted. The Contractor must submit their Attachment & Penetration Procedure to their Project Manager to get ES&A approval of these documents **prior to any disturbance.** The ES&A Department will notify the contractor upon approval of these documents.

Once the approval of the WCSD Attachment & Penetration Procedure and training certificates is received, the contractor may schedule the disturbance, but must notify the ES&A Department immediately prior to disturbing the lead-containing materials. The Contractor shall provide this notice by calling the ES&A Attachment & Penetration hotline at 325-8490, follow the directions, and leave a message. ES&A Department personnel, Project Managers, Assistant Project Managers/PCI’s, and other district personnel may conduct site visits to ensure compliance with the contractor’s submitted and approved procedures.

i. Lead Training Certificates – Removal and Attachments & Penetrations

The health and safety of all occupants of the WCSD facilities is the number one priority of the District. To that end, technicians performing disturbances to lead-containing materials must have adequate training. Contractors performing lead disturbances, as allowed and identified in the Material Disturbance Permit, will be required to have a minimum of "OSHA Lead Action Level" training, as well as an annual OSHA Lead Action Level training certificate if the original training is greater than one year old, before being approved to perform lead disturbances. OSHA Lead Action Level training will be conducted in accordance with OSHA 1926.62(l)(2)(i) thru (viii) and all required topics identified in this standard will be completed to include:

- 1926.62(l)(2)(i) The content of this standard and its appendices;
- 1926.62(l)(2)(ii) The specific nature of the operations which could result in exposure to lead above the action level;
- 1926.62(l)(2)(iii) The purpose, proper selection, fitting, use, and limitations of respirators;
- 1926.62(l)(2)(iv) The purpose and a description of the medical surveillance program, and the medical removal protection program including information concerning the adverse health effects associated with excessive exposure to lead (with particular attention to the adverse reproductive effects on both males and females and hazards to the fetus and additional precautions for employees who are pregnant);
- 1926.62(l)(2)(v) The engineering controls and work practices associated with the employee's job assignment including training of employees to follow relevant good work practices described in Appendix B of this section;
- 1926.62(l)(2)(vi) The contents of any compliance plan in effect;
- 1926.62(l)(2)(vii) Instructions to employees that chelating agents should not routinely be used to remove lead from their bodies and should not be used at all except under the direction of a licensed physician; and
- 1926.62(l)(2)(viii) The employee's right of access to records under 29 CFR 1910.20.

Certificates of Training showing that technicians have successfully completed an OSHA Lead Action Level course and are required to be properly submitted and approved by the District's ES&A Department prior to any Contractor's technician performing any disturbances to lead-containing or assumed lead-containing paints or coatings, or any other lead-containing materials. The training certificate must have "OSHA Lead Action Level Training" clearly identified on the training certificate and should have a sentence that states that the training topics covered in the class meet or exceed the training topics of OSHA 1926.62(l)(2)(i) thru (viii).

If training certificates are issued for a class, those training certificates need to be submitted. Wallet cards will not be accepted as training certificates unless no training certificate is provided by the training provider. In order for a wallet card to be accepted, the contractor will supply a letter from the training provider stating that no training certificate was provided, and only wallet cards were supplied to attendees. Wallet cards are less desirable due to their small size and mitigate the ability to clearly read and verify all the information on the card. Contractors are encouraged to request a full size 8 ½" x 11" training certificate from their training providers.
It is important that Contractor's planning on doing the lead work within the District become familiar with the lead training requirements, and spend the time confirming that the lead classes being taken are truly an OSHA Lead Action Level course, and not a lead awareness course as identified above. Many training providers have differing training class titles on their lead classes, but only training certificates that are noted as above will be accepted to fulfill the listed District's training requirements. Contractors requiring training are responsible in providing the training providers a clear understanding of what training is required.

Full Lead worker initial and annual training certificates that comply with adjacent state requirements for lead worker certification, will be accepted in lieu of the OSHA Lead Action Level training certificate, as long as they are titled "Lead Worker" and then accompanied with a letter from the training provider certifying that the topics identified in OSHA 1926.62(l)(2)(i) thru (viii) were covered in that class. Contractors are responsible with ensuring and verifying training certificates meet the above-listed requirements. Training certificates that do not have "OSHA Lead Action Level or Lead Worker" will not be accepted or submitted.

Contractor training certificates will be submitted to the Project Manager at least two weeks prior to the start of the project. The ES&A Department will review the submitted training documentation and must pre-approve workers so they can work on the assigned WCSD project. No one that has not been approved by the ES&A Department is authorized to perform any lead disturbances.

New workers added after the start of the project will be approved by the ES&A Department within one 8-hour work period of the standard Monday thru Friday work schedule. Certification submittal will be serviced by the ES&A Department on a first come, first served basis. Delays to review the documentation will be anticipated and taken into account on any Removal or Attachment & Penetration schedule developed, and Removal and/or Attachment & Penetration technicians will not be allowed to work in any way on that project until their documentation has been reviewed and approved.

j. Renovation, Repair & Painting Regulations (RR&P) - 40 CFR Part 745.81

Effective April 22, 2010, contractors will be required to be trained and registered with the EPA to conduct regulation applicable renovations, repairs and painting (RR&P) in all **elementary schools or child occupied**

District facilities constructed prior to 1978 when lead-based paints and coatings are being disturbed. Contractors are reminded that there are some childcare facilities in middle and high school locations, and the RR&P would apply at those locations as outlined in the RR&P regulation requirements. http://www.epa.gov/lead/pubs/steps.pdf

In general, all firms that disturb 6 square feet of **lead-based** painted surface per room on the interior, or 20 square feet on the exterior, within a 30 day period in **this** facility, must comply with the EPA's Renovation, Repair and Painting (RR&P) regulation **and** must be registered with the federal EPA. Per the Regulation, the area of disturbance is calculated by adding up the entire surface areas being removed/disturbed, which then determines the amount of painted surface area disturbed. Work that involves window replacement or demolition of a painted surface, the EPA RR&P regulation applies regardless of size if lead-based paint is present.

The District requires all workers in RR&P projects involving lead disturbances to have, at a minimum, OSHA lead action level training. This regulation also requires that the contractor must assign an EPA RR&P certified renovator that is responsible for ensuring and documenting all work is conducted in compliance with the EPA RR&P regulation. There are extensive record keeping and notification requirements that the Contractor must perform. All workers with the minimum OSHA lead action level training, but are not EPA RR&P certified renovator trained, must be trained and supervised by the EPA RR&P certified renovator.

On a RR&P project, Contractors must have a minimum of one EPA RR&P certified renovator on-site that has successfully attended and passed a 8-hour EPA accredited renovator training course before working in any elementary schools or child occupied District facilities constructed prior to 1978. The renovator's training certification must remain current. Recertification requirements through the attendance of refresher courses are a requirement of this regulation. The renovator must be on-site throughout the project. The certified renovator is responsible for ensuring that lead safe work practices are utilized per this EPA RR&P regulation, as well as per all District lead requirements and policies that may be more stringent than the EPA and OSHA regulations.

The EPA RR&P regulation requires that personnel disturbing lead containing materials utilize lead safe work practices as identified in the EPA guidance document titled **"steps to lead safe renovation, repair and painting", pages 12 through 23**. This document is available electronically at http://www.epa.gov/lead/pubs/steps.pdf. The contractor shall submit lead safe work practice procedures, and all RR&P and OSHA lead action level training certificates to the Project Manager at least two weeks prior to the start of the project. The ES&A Department will review the submitted training documentation and must pre-approve workers so they can work on the assigned WCSD project. No one that has not been approved by the ES&A Department is authorized to perform any lead disturbances.

New workers added after the start of the project will be approved by the ES&A Department within one 8-hour work period of the standard Monday thru Friday work schedule. Certification submittal will be serviced by the ES&A Department on a first come, first served basis. Delays to review the documentation will be anticipated and taken into account on any RR&P project schedule developed, and EPA RR&P certified renovators and workers will not be allowed to work in any way on that project until their documentation has been reviewed and approved.

This is a general overview of the regulation and the contractor must refer to the regulation for additional requirements and information. Fines are expensive and are levied toward the Contractor not the owner, so compliance with this regulation is very important, and it is important that Bidders/Contractors are well versed in this regulation.

k. Lead Air Sampling, Respiratory Protection and Protective Suits

Lead personal air sampling is required during any lead disturbance. Lead air sampling results will be supplied to the ES&A Department, and the Project Manager, within 48 hours of the completion of a disturbance. Laboratory results will be emailed directly to the ES&A Department from the laboratory providing analysis. Handwritten results will not be allowed. Regardless of air sampling results, Contractors will not be allowed to submit a Negative Exposure Assessment so that they can discontinue the use of respirators and personal protective suits. The District reserves the right to require this requirement, to reduce the long-term exposure liability from Contractors and their workers, which have disturbed this owner's lead materials.

22. INDOOR ENVIRONMENTAL QUALITY

Preventative job site practices will reduce the potential for residual problems with indoor air quality in completed buildings and reduce undue health risks for all workers. The following are the minimum standards required by the WCSD for on-site construction in the district.

a. Existing HVAC System:
When feasible, the HVAC system for the project area will be shut down for the duration of the project. If occupied spaces will be adversely affected by the shut-down of the system, construction area return registers should be sealed with polyethylene sheeting and secured as an alternative. Registers must be sealed prior to the start of work.

b. Separating Occupied Spaces From Non-Occupied:
Keep work areas separate from occupied spaces with polyethylene sheeting (or similar) if there are no other natural barriers in place OR in spaces where air exchange will occur around the barriers.

c. Ventilation:
During the installation of carpet, paints, furnishings and any other VOC emitting

products, provide “spot” ventilation during application/installation and for at least 24 hours after the work is completed. In most cases, opening windows and doors will not be enough to effectively exhaust contaminants. It is recommended that an exhaust fan be used to pull polluted air out of the building. This can be accomplished by placing a fan in a window or door and temporarily sealing any opening around the fan with plastic. Additionally, a door or window at the opposite end of the room should be opened to allow fresh, outdoor air to flow across the work area and sweep polluted air out through the exhaust fan. As long as odors are present, the temporary exhaust ventilation must continue to operate. This may include nights and weekends, as necessary. Ventilation should continue for a minimum of 24 hours after the completion of the project or until there are no more noticeable odors.

d. Construction Dust:
Minimize the amount of dust in the air and on surfaces. Examples include the use of vacuum assisted drywall sanding equipment and the use of vacuums instead of brooms to clean construction dust from floors.

e. After Hours Scheduling:
Schedule high dust generating operations or extreme noise generating activities for after normal working hours. (i.e. saw cutting, jack hammering) and install temporary barriers to confine dust, as necessary.

f. Gasoline/Diesel Powered Equipment:
Electric powered equipment must be used in lieu of diesel or gasoline powered equipment. Gas and diesel equipment may not be used inside a WCSD building or near an outdoor fresh air building intake.

g. Material Safety Data Sheets (MSDS):
MSDS must be made be maintained onsite and made available upon request as required by federal law.

h. Construction Completion:
Prior to the occupancy of the building but after the installation of new furniture, carpet, etc., the building should be flushed with 100% outside air for one to three days.

i. Air Filters:
Replace all filtration media immediately at the conclusion of the job.

j. Monitoring Air Quality:
Indoor air quality monitoring will be conducted randomly throughout the project. Results and any recommendations will be communicated through the building inspector to construction management.

k. Pre-Construction Work Area Inspection:
Any overhead work including roof, the Contractor shall conduct a pre room condition walk through with WCSD Project Manager to determine the level of cleanliness that will be expected at completion of project. Contractor shall be responsible for cleaning all exposed surfaces within the facility beneath the

work area. At the completion of the project, the Contractor shall clean all exposed surfaces within the facility beneath the aforementioned work area including but not limited to all shelving, duct, lighting, flooring, furniture, etc.

23. LOCK OUT TAG OUT (LOTO) PROCEDURE

Contractor will be responsible for the isolation and termination of all building systems that may be impacted by the scope of work within this bid. Contractor will coordinate all shut-down processes with the construction manager prior to any shutdowns up to and including Lock Out Tag Out procedures 24 hours prior to any shutdowns. WCSD will make the final determination of which systems and location shall be isolated. All Lock Out Tag Out will be performed at main service panel.

SECTION 00830 - TECHNICAL SPECIFICATIONS

I. SUMMARY OF THE WORK:

The work shall include the furnishing of all labor, tools, equipment, material, transportation and the performance of all operations required for the **Flooring Replacement at Marvin Moss Elementary School** at the site(s) and associated work as specified herein and shall include the cleanup and removal from the site(s) of all debris resulting from the operations performed. It shall also be the Contractor's responsibility to take all necessary safety precautions and to furnish barricades and/or other safety measures as required.

All work shall be performed in strict accordance with the requirements of these specifications and any and all appropriate state, county and local ordinances.

II. LOCATION OF THE WORK:

The location(s) of the work and contact person(s) are:

Marvin Moss Elementary School
2200 Primio Way
Sparks, NV 89434
Phone #: 775 353-5507
Principal: Colbee Riordan
Site Facilities Coordinator: Erick Lara Marquez

The Contractor is urged to examine the site(s) and compare the existing conditions with that of the work outlined. No extra payment will be considered for work additional to that shown or noted if such work would have been apparent in an inspection of the premises.

To review the existing premises, contact the Principal and/or Site Facilities Coordinator at the site(s). **Whenever at the site, be sure to check in at the front office**.

At the above-named site(s), school classes and other construction projects may or may not be taking place during the construction phase. It will require coordination between the school site(s), other vendors, and the WCSD's Capital Projects Department.

III. QUESTIONS & CLARIFICATIONS:

For questions and clarifications regarding the Technical Specifications, Drawings, General Conditions, Special Conditions, Bidding and Contract Information contact the Purchasing Department at solicitations@washoeschools.net. **All questions shall be submitted in writing directly to WCSD's Solicitations website at http://solicitations.washoeschools.net/ or via e-mail to solicitations@washoeschools.net by 4:30 p.m. (Local Time) on December 16, 2026.**

IV. MANUFACTURERS:

Manufacturers, types, model numbers and execution as detailed on the drawings.

V. ASBESTOS ASSESSMENT:

The Material, Water & Lead Disturbance Permit(s) are included in the Special Conditions section of the Specifications.

2026-2027 Balanced Calendar

July 2026							No School on Shaded Days
S	M	T	W	TH	F	S	# of School Days = 0
			1	2	3	4	
5	6	7	8	9	10	11	
12	13	14	15	16	17	18	
19	20	21	22	23	24	25	
26	27	28	29	30	31		

August 2026							No School on Shaded Days
S	M	T	W	TH	F	S	# of School Days = 16
						1	
2	3	4	5	6	7	8	August 4 - 6 - Teacher Professional Dev. Day
9	10	11	12	13	14	15	August 7 - Teacher Work Day
16	17	18	19	20	21	22	August 10 - First Day of School for Students
23	24	25	26	27	28	29	August 10 - 14 - Kindergarten Testing Week
30	31						August 17 - First Day for Kindergarten and Pre Kindergarten Students

September 2026							No School on Shaded Days
S	M	T	W	TH	F	S	# of School Days = 21
		1	2	3	4	5	
6	7	8	9	10	11	12	September 7 - Labor Day
13	14	15	16	17	18	19	
20	21	22	23	24	25	26	
27	28	29	30				

October 2026							No School on Shaded Days
S	M	T	W	TH	F	S	# of School Days = 16
				1	2	3	October 5 - 9 - Fall Break
4	5	6	7	8	9	10	October 12 - Teacher Professional Dev. Day
11	12*	13	14	15	16	17	October 16 - End of Grading Period
18	19	20	21	22	23	24	October 23, 26-29 - Conference Week
25	26	27	28	29	30	31	October 30 - Nevada Day

November 2026							No School on Shaded Days
S	M	T	W	TH	F	S	# of School Days = 17
1	2	3	4	5	6	7	
8	9	10	11	12	13	14	November 11 - Veterans Day
15	16	17	18	19	20	21	
22	23	24	25	26	27	28	November 25 - 27 - Thanksgiving Break
29	30						

December 2026							No School on Shaded Days
S	M	T	W	TH	F	S	# of School Days = 13
		1	2	3	4	5	
6	7	8	9	10	11	12	December 17 - End of Grading Period
13	14	15	16	17	18	19	December 18 - Teacher Work Day
20	21	22	23	24	25	26	December 21 - January 1 - Winter Break
27	28	29	30	31			

January 2027							No School on Shaded Days
S	M	T	W	TH	F	S	# of School Days = 19
					1	2	December 21 - January 1 - Winter Break
3	4*	5	6	7	8	9	January 4 - Teacher Professional Dev. Day
10	11	12	13	14	15	16	
17	18	19	20	21	22	23	January 18 - Martin Luther King, Jr. Day
24	25	26	27	28	29	30	
31							

February 2027							No School on Shaded Days
S	M	T	W	TH	F	S	# of School Days = 19
	1	2	3	4	5	6	
7	8	9	10	11	12	13	
14	15	16	17	18	19	20	February 15 - President's Day
21	22	23	24	25	26	27	February 23 - College and Career Readiness Assessment for high schools only.
28							

March 2027							No School on Shaded Days
S	M	T	W	TH	F	S	# of School Days = 15
	1	2	3	4	5	6	
7	8	9	10	11	12	13	
14	15	16	17	18	19	20	March 12 - End of Grading Period
21	22	23	24	25	26	27	March 22 April 2 - Spring Break
28	29	30	31				

April 2027							No School on Shaded Days
S	M	T	W	TH	F	S	# of School Days = 20
				1	2	3	March 22 April 2 - Spring Break
4	5	6	7	8	9	10	
11	12	13	14	15	16	17	
18	19	20	21	22	23	24	
25	26	27	28	29	30		

May 2027							No School on Shaded Days
S	M	T	W	TH	F	S	# of School Days = 20
						1	
2	3	4	5	6	7	8	
9	10	11	12	13	14	15	
16	17	18	19	20	21	22	
23	24	25	26	27	28	29	
30	31						May 31 - Memorial Day

June 2027							No School on Shaded Days
S	M	T	W	TH	F	S	# of School Days = 4
		1	2	3	4	5	
6	7	8	9	10	11	12	June 4 - End of Grading Period
13	14	15	16	17	18	19	June 4 - Last Day of School
20	21	22	23	24	25	26	June 7, 8, 9 - Contingency Days
27	28	29	30				June 19 - Juneteenth

	Number of Days per Quarter	44	39	48	49	180
October 12, 2026 & January 4, 2027 are non-student days used for professional development but counted as school days in session per NAC 387.140	Number of Days per Semester	83		97		180
	Contingency Days: June 7, 8, 9					

Teacher Work Days: August 4 - 7, 2026 & December 18, 2026

Teacher Professional Dev. Days: October 12, 2026 & January 4, 2027

2027-2028 Balanced Calendar

July 2027							Number of School Days
S	M	T	W	TH	F	S	0
				1	2	3	
4	5	6	7	8	9	10	
11	12	13	14	15	16	17	
18	19	20	21	22	23	24	
25	26	27	28	29	30	31	

August 2027							Number of School Days
S	M	T	W	TH	F	S	17
1	2	3	4	5	6	7	August 3 - 5 - Teacher Professional Dev.
8	9	10	11	12	13	14	August 6 - Teacher Work Day
15	16	17	18	19	20	21	August 9 - First Day of School
22	23	24	25	26	27	28	
29	30	31					

September 2027							Number of School Days
S	M	T	W	TH	F	S	21
			1	2	3	4	
5	6	7	8	9	10	11	September 6 - Labor Day
12	13	14	15	16	17	18	
19	20	21	22	23	24	25	
26	27	28	29	30			

October 2027							Number of School Days
S	M	T	W	TH	F	S	15
					1	2	
3	4	5	6	7	8	9	October 4 - 8 - Fall Break
10	11*	12	13	14	15	16	October 11 - Teacher Professional Dev.
17	18	19	20	21	22	23	October 15 - End of Grading Period
24	25	26	27	28	29	30	October 18 - 22 Conference Week
31							October 29 - Nevada Day

November 2027							Number of School Days
S	M	T	W	TH	F	S	18
	1	2	3	4	5	6	
7	8	9	10	11	12	13	November 11 - Veterans Day
14	15	16	17	18	19	20	
21	22	23	24	25	26	27	November 24 - 26 - Thanksgiving Break
28	29	30					

December 2027							Number of School Days
S	M	T	W	TH	F	S	12
			1	2	3	4	December 16 - End of Grading Period
5	6	7	8	9	10	11	December 17 - Teacher Work Day
12	13	14	15	16	17	18	December 17 - 31 - Winter Break
19	20	21	22	23	24	25	
26	27	28	29	30	31		

January 2028							Number of School Days
S	M	T	W	TH	F	S	20
						1	
2	3*	4	5	6	7	8	January 3 - Teacher Professional Dev.
9	10	11	12	13	14	15	
16	17	18	19	20	21	22	January 17 - Martin Luther King Jr. Day
23	24	25	26	27	28	29	
30	31						

February 2028							Number of School Days
S	M	T	W	TH	F	S	20
		1*	2	3	4	5	February 1 - Teacher Professional Dev.
6	7	8	9	10	11	12	
13	14	15	16	17	18	19	
20	21	22	23	24	25	26	February 21 - President's Day
27	28	29					February 29 - College and Career Readiness Assessment for high schools only.

March 2028							Number of School Days
S	M	T	W	TH	F	S	13
			1	2	3	4	
5	6	7	8	9	10	11	March 10 - End of Grading Period
12	13	14	15	16	17	18	
19	20	21	22	23	24	25	March 20 - 31 - Spring Break
26	27	28	29	30	31		

April 2028							Number of School Days
S	M	T	W	TH	F	S	20
						1	
2	3	4	5	6	7	8	
9	10	11	12	13	14	15	
16	17	18	19	20	21	22	
23	24	25	26	27	28	29	
30							

May 2028							Number of School Days
S	M	T	W	TH	F	S	22
	1	2	3	4	5	6	
7	8	9	10	11	12	13	
14	15	16	17	18	19	20	
21	22	23	24	25	26	27	May 29 - Memorial Day
28	29	30	31				May 31 - Contingency Day in Session

June 2028							Number of School Days
S	M	T	W	TH	F	S	2
				1	2	3	June 2 - End of Grading Period
4	5	6	7	8	9	10	June 2 - Last Day of School
11	12	13	14	15	16	17	June 1 - 2 - Contingency Day in Session
18	19	20	21	22	23	24	June 19 - Juneteenth
25	26	27	28	29	30		

October 11, 2027 & January 3, 2028 & February 1, 2028 are non-student days used for professional development but counted as school days in session per

Number of Days Per Quarter	44	39	48	49	180
Number of Days Per Semester	83		97		180

Teacher Work Days: August 3-6, 2027 & December 17, 2027

Teacher Professional Dev. Days October 11, 2027, January 3, 2028 & February 1, 2028

BID FORM

Washoe County School District - Purchasing Department
14101 Old Virginia Road - Reno, Nevada 89521
Phone: 775-850-8025 Email: solicitations@washoeschools.net

Bid #: 27-27-B-11-BC
PWP # WA-2027-087

Having carefully examined all of the Bid Specifications entitled **Flooring Replacement at Marvin Moss Elementary School,** dated November 25, 2026; and the Drawings dated June 26, 2026; the addenda numbered _____; as well as the premises and the conditions affecting the work, the undersigned proposes to furnish for the stipulated sum of:

ITEM	DESCRIPTION	AMOUNT
A.	BASE BID 1	$
B.	FORCE ACCOUNT	$ 63,750.00
C.	**TOTAL – BASE BID 1 AND FORCE ACCOUNT (The Sum of Box A + Box B)**: All labor and materials for the **FLOORING REPLACEMENT AT MARVIN MOSS** **ELEMENTARY SCHOOL** as drawn and specified, the sum of _____ _____Dollars ($_____).	

If there is a mathematical error between the Base Bid amount and the Force Account amount and the total of those two items added together, WCSD will make the correction which may revise the Total Amount.

Any bid submission will be disqualified and rejected if the bid submission is not signed.

Bids shall be submitted on the provided Bid Form (PUR-F523) only, and all of the blank spaces shall be completed; numbers shall be stated both in writing and in figures, the signature shall be in longhand; and the completed form shall be without interlineation, alteration or erasure. Washoe County School District only accepts signatures done manually (also known as a wet signature) or electronic digital signatures that are certified. Non-certified electronic digital signatures will NOT be accepted. A typed signature, even in cursive font, DOES NOT meet the requirements of an official digital signature. A digital signature must be accompanied by a certified digital stamp issued through programs like Adobe Acrobat, Docu-Sign or other similar programs that produce a digital stamp certifying the electronic digital signature. Any signatures on required forms that do not meet these requirements will not be accepted and the Contractor's submission will be deemed "Non-Responsive" and will be rejected. If you have any questions about this requirement, please submit your question by the question deadline, so that it can be answered prior to bid submission deadline. In the event of a discrepancy on the Bid Form, NRS 104.3114 Contradictory terms of instrument states that, "If an instrument contains contradictory terms, typewritten terms prevail over printed terms, handwritten terms prevail over both, and WORDS PREVAIL OVER NUMBERS." **WCSD will record the bid amount stated in WORDS**

in Box C. Only bids on the form(s) provided will be accepted. No additional pages containing inclusions, exclusions or clarifications will be accepted as part of the bid. Any clarifications, additions or exclusions made by the Washoe County School District (WCSD/ OWNER) will be considered incorporated into the specifications.

Bidder shall proofread his/her bid carefully for errors.

WCSD reserves the right to award the bid for the best proposal for each individual item or to award on the best total proposal, whichever is deemed by the Owner to be in their best interests. WCSD also reserves the right to reject any or all bids and to waive irregularities or informalities in any bid for any reason whatsoever.

If they be notified of the acceptance of this proposal within forty-five (45) days of the time set for opening of bids, Contractor agrees to execute a contract for the above work for the above-stated compensation in the form of the contract attached within these bid specifications and to commence the physical work no fewer than ten (10) days after the execution thereof.

The undersigned agrees, if awarded the contract, work is to be commenced as phased in the Special Notifications and shall be completed on or before **July 30, 2027**. The commencement date for the physical work shall be coordinated by the Capital Projects Department upon the receipt of said Notice to Proceed. The undersigned further agrees that the Owner may retain from the monies due the Contractor One Thousand Five Hundred Dollars ($1,500) per day as a direct result of the Contractor's delay for not completing the project in the required time allowance plus approved time extensions.

The undersigned agrees, if awarded the contract, to execute and deliver to the Owner, within ten (10) calendar days after delivery of notice of award of contract, an executed contract, satisfactory insurance, a performance bond for each awarded contract, and a labor & materials bond for each awarded contract in accordance with the specifications.

Enclosed is a bid bond or other surety in the amount of five percent (5%) of each total proposal (must be provided for each individual base bid item), as required in the Instructions to Bidders.

Enclosed, on the attached form, is a complete listing of the names of each subcontractor who will provide labor or a portion of the work or improvement to the prime contractor for which the subcontractor will be paid equal to or exceeding 5 percent of the prime contractor's total bid. The prime Contractor shall also add his/her name if they are performing any portion of work, including supervision, equal to or exceeding 5 percent of the total bid.

Within two (2) hours after the completion of the opening of the bids, the contractors who submitted the three lowest bids must submit on the form attached a list of each subcontractor who will provide labor or a portion of the work or improvement to the prime contractor for which they will be paid an amount equal to or exceeding 1 percent of the prime contractor's total bid or $50,000, whichever is greater, and the number of the license issued to the subcontractor pursuant to chapter 624 NRS. If a prime contractor fails to submit such a list within the required time, their bid shall be deemed not responsive.

I have read and acknowledge that our company is in compliance with all WCSD Drug & Alcohol Requirements specified in Section 00800 – Supplementary General Conditions.

NOTE: **Any bid submission will be disqualified and rejected if the bid submission is not signed.** Washoe County School District only accepts signatures done manually (also known as a wet signature) or electronic digital signatures that are certified. Non-certified electronic digital signatures will NOT be accepted. A typed signature, even in cursive font, DOES NOT meet the requirements of an official digital signature. A digital signature must be accompanied by a certified digital stamp issued through programs like Adobe Acrobat, Docu-Sign or other similar programs that produce a digital stamp certifying the electronic digital signature. Any signatures on required forms that do not meet these requirements will not be accepted and the Contractor's submission will be deemed "Non-Responsive" and will be rejected. If you have any questions about this requirement, please submit your question by the question deadline, so that it can be answered prior to bid submission deadline.

Interested parties may NOT contact anyone else regarding this solicitation. Any interested Bidder contacting any other individual including, but not limited to, WCSD staff, officials, evaluation committee members, or Board of Trustees may have their Bid submission rejected from evaluation and award consideration.

BID #: 27-27-B-11-BC

FIRM NAME:	NEVADA LICENSE #:
NAME OF AUTHORIZED REPRESENTATIVE:	
ADDRESS:	
PHONE #:	FAX #:
EMAIL ADDRESS:	DATE:
SIGNATURE:	

5% LIST

To be submitted with the bid in accordance with Article 5.2.1 of the General Conditions as modified and Chapter 338.141 of NRS. **If the Prime Contractor is performing any work, including Supervision, that is 5% or greater they must list themselves per NRS 338.**

PROJECT NAME: **Flooring Replacement at Marvin Moss Elementary School**

BID #: **27-27-B-11-BC**

DESCRIPTION OF WORK	SUBCONTRACTOR	LICENSE #

Signature: _____
Authorized Firm Representative

Title: _____ Date: _____

1% LIST

To be submitted within two (2) hours after bid opening in accordance with Chapter 338.141 of NRS. Since all Subcontractors listed on the Bidder's 5% List are over 1% of the Bid amount, those Subcontractors shall automatically be deemed incorporated into this 1% List and need not be re-listed below. **If there are no further Subcontractors to list, please write "NONE or "N/A" and sign document.**

PROJECT NAME: **Flooring Replacement at Marvin Moss Elementary School**

BID #: **27-27-B-11-BC**

DESCRIPTION OF WORK	SUBCONTRACTOR	LICENSE #

Signature: _____
Authorized Firm Representative

Title: _____ Date: _____

PREFERENTIAL BIDDER STATUS AFFIDAVIT FOR BIDS SUBMITTED IN ACCORDANCE WITH NRS 338.0117 VALUED $250,000 OR MORE

Although Washoe County School District prefers this form is submitted with the bid response, this form may be submitted within two (2) hours of the bid opening.

Note: The Certificate of Eligibility for Preferential Bidder Status issued by the State Contractor's Board must be submitted with the bid response.

I, _____ ("Affiant"), on behalf of _____ ("Contractor"), swear and affirm that in order to be in compliance with NRS 338.0117, and be eligible to receive a preference in bidding for Project No._____, Project Name _____ ("Project"), certify that for the duration of the project, collectively, and not on any specific day:

(a) At least 50 percent of the workers employed on the public work, including, without limitation, any employees of the contractor, applicant or design-build team and of any subcontractor engaged on the public work, will hold a valid driver's license or identification card issued by the Department of Motor Vehicles of the State of Nevada;

(b) All vehicles used primarily for the public work will be:

(1) Registered and partially apportioned to Nevada pursuant to the International Registration Plan, as adopted by the Department of Motor Vehicles pursuant to NRS 706.826; or

(2) Registered in this State;

(c) If applying to receive a preference in bidding pursuant to subsection 3 of NRS 338.1727 or subsection 2 of NRS 408.3886, at least 50 percent of the design professionals working on the public work, including, without limitation, employees of the design-build team and of any subcontractor or consultant engaged in the design of the public work, will have a valid driver's license or identification card issued by the Department of Motor Vehicles of the State of Nevada; and

(d) The contractor, applicant or design-build team and any subcontractor engaged on the public work will maintain and make available for inspection within this State his or her records concerning payroll relating to the public work.

If the contractor fails to comply with any requirements of this Affidavit, a public body may recover, by civil action against the party responsible for a failure to comply with a requirement of this affidavit, a penalty as described below for a failure to comply with a requirement of this affidavit. If a public body recovers a penalty pursuant to this subsection, the public body shall report to the State Contractors' Board the date of the failure to comply, the name of each entity which failed to comply and the cost of the contract to which the entity that failed to comply was a party. The Board shall maintain this information for not less than 6 years. Upon request, the Board shall provide this information to any public body or its authorized representative.

If a contractor, applicant or design-build team submits this affidavit, receives a preference in bidding described in this affidavit and is awarded the contract as a result of that preference, the contract between the contractor, applicant or design-build team and the public body, each contract between the contractor, applicant or design-build team and a subcontractor and each contract between a subcontractor and a lower tier subcontractor must provide that:

a) If a party to the contract causes the contractor, applicant or design-build team to fail to comply with a requirement of this affidavit, the party is liable to the public body for a penalty in the amount of 1 percent of the cost of the largest contract to which he or she is a party;

b) The right to recover the amount determined pursuant to paragraph (a) by the public body pursuant to this affidavit may be enforced by the public body directly against the party that caused the failure to comply with a requirement of this affidavit; and

c) No other party to the contract is liable to the public body for a penalty.

By:_____ Title:_____
(Print Name of Affiant)

Signature of Affiant: _____ Date: _____

Signed and sworn to (or affirmed) before me on this _____ day of _____, 20_____, by_____ (name of Affiant).

State of _____)
)ss.
County of _____)

_____
Notary Signature
STAMP & SEAL

Proof of Authorization to Sign Affidavit

The person must establish his/her actual authority to act on behalf of the business organization. The individual must be the person indicated in the table below and provide written documentation clearly indicating the person's position within that business organization. If the individual signing the Affidavit is an employee of the business organization, written documentation, on organization letterhead, clearly indicating the person's authority to act on behalf of the business organization must be provided. The written documentation must be signed by the authorized person identified on the table.

If the individual making application for the business organization is not one of the persons identified in the table or an authorized employee, a valid power of attorney executed by an authorized person on behalf of the business organization must be provided. The power of attorney must be made not more than 90 days before the Affidavit is signed.

BUSINESS ENTITY	PERSON WHO HAS AUTHORITY TO COMPLETE AFFIDAVIT
Sole Proprietorship	Sole Proprietor
Partnership	A Partner
Corporation	1. Director, if Authorized 2. Executive Officer as indicated in the Article of Incorporation
Limited Liability Company	1. Member, if Member-Managed LLC 2. Manager, if Manager-Managed LLC

WASHOE COUNTY SCHOOL DISTRICT PUBLIC DISCLOSURE FORM

VENDOR/CONTRACTOR

THIS IS A REQUIRED FORM TO BE COMPLETED, SIGNED, AND SUBMITTED BY THE VENDOR/CONTRACTOR

VENDOR/CONTRACTOR (EMPLOYEE) FIRST/LAST NAME: _____

VENDOR/CONTRACTOR NAME: _____

I understand that per NRS 281A.020, a public office is a public trust and shall be held for the sole benefit of the people, and a public officer or employee must commit themself to avoid conflicts between the private interests of the public officer or employee and those of the general public whom the public officer or employee serves.

Furthermore, I understand that pursuant to Washoe County School District (WCSD) Board of Trustees Policy 4505 and per NRS 281A.400, WCSD employees (as public officers) shall not seek and/or accept any gift, work/service, favor, employment, engagement, emolument, and/or economic opportunity, including, but not limited to, unlawful compensation, salary, retainer, augmentation, expense allowance, commission, personal profit, pecuniary interest in the course of performing WCSD duties. In addition, WCSD employees (as public officers) shall not use their positions to secure and/or grant unwarranted privileges, preferences, exemptions, and/or advantages for the public officer or employee with any business entity.

By signing this form, I certify and acknowledge that I am a duly authorized agent of the VENDOR/CONTRACTOR named above and that failure to disclose all facts relative to a conflict and/or potential conflict of interest (ethical standards) with regard to the specific solicitation, project, and/or contract to which the VENDOR/CONTRACTOR named above is submitting to WCSD may result in a rejection of said solicitation, project, and/or submission and/or termination of any resulting contract should the above-named VENDOR/CONTRACTOR be selected and/or awarded. Furthermore, I also certify that I have completed the following and have provided true and accurate information to the best of my knowledge:

A. I certify that, to the best of my knowledge, **NO** current or former WCSD employees, officers, or trustees have a private pecuniary interest in the VENDOR/CONTRACTOR. ☐ **AGREE** ☐ **DISAGREE**

If you DISAGREE and cannot certify, then please explain:

_____
_____
_____

B. To the third degree of consanguinity (refer to the chart below), I have listed all of my and the principal(s) and key personnel of my organization's personal relationships, partnerships, correlations, and relatives (by blood and/or marriage) between WCSD, Officers of WCSD, key employees of WCSD, current and former WCSD Board of Trustees members and any other current and former WCSD personnel. ☐ **AGREE** ☐ **DISAGREE**

If you DISAGREE and cannot certify, then please explain:

_____
_____
_____

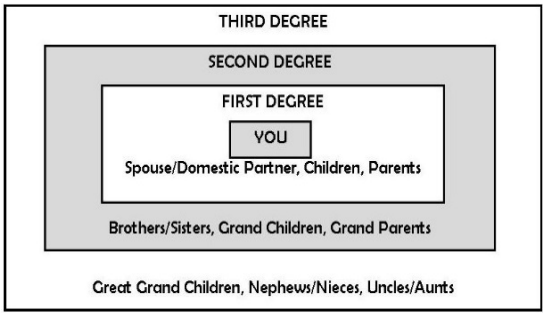

SIGNATURE: _____ **DATE**: _____

BID BOND

KNOW ALL PERSONS BY THESE PRESENTS, that we, the undersigned _____, as Principal, and _____ as Surety, are hereby held and firmly bound unto the Board of Trustees, Washoe County School District, as Owner, in the sum of _____ _____ Dollars ($_____) for payment of which, well and truly to be made, we hereby jointly and severally bind ourselves, our heirs, executors, administrators, successors, and assigns.

Signed this _____ day of _____, 20____.

The condition of the above obligation is such that whereas the Principal has submitted to the Board of Trustees, Washoe County School District, a certain bid, attached hereto and hereby made a part hereof, to enter into a Contract in writing for: _____ _____.

NOW, THEREFORE, if said bid shall be rejected, or in the alternative, if said bid shall be accepted and the Principal shall execute and deliver a Contract in the form of Contract attached hereto (properly completed in accordance with said Bid) and shall furnish a Bond for its faithful performance of said Contract, and a Bond for the payment of all persons performing labor or furnishing materials in connection therewith, and shall in all other respects perform the contract created by the acceptance of said Bid, then this obligation shall be void.

Otherwise, the same shall remain in force and effect, and the sum herein specified paid over to the Owner; it being expressly understood and agreed that the liability of the Surety for any and all claims hereunder shall, in no event, exceed the amount of this obligation as herein stated.

The Surety, for value received, hereby stipulates and agrees that the obligations of said Surety and its bond shall be in no way impaired or affected by an extension of the time within

which the Owner may accept such bid; and said Surety does hereby waive notice of any such extension.

IN WITNESS WHEREOF, the Principal and the Surety have hereunto set their hands and seals, and such of them as are corporations have caused their corporate seals to be hereto affixed and these presents to be signed by their officers, the day and year first set forth above.

_____

_____

Principal

(Seal) By: _____

_____

Surety

By: _____

Address:

(Seal)

_____

_____

_____

Phone: _____

LABOR AND MATERIALS BOND

KNOW ALL PERSONS BY THESE PRESENTS: That WHEREAS, the Board of Trustees, Washoe County School District in the State of Nevada has awarded to_____, hereinafter designated as “Principal”, a contract dated _____, for _____ _____ a copy of which contract is attached hereto and by reference made a part hereof, and hereinafter referred to as the “Contract”.

And WHEREAS, said Principal is required under the terms of said Contract and by law under the provisions of N.R.S. 339 to furnish a Bond for the labor and materials used in said Contract;

NOW, THEREFORE, we, the Principal, and _____ _____, as Surety, are held and firmly bound unto the Board of Trustees, Washoe County School District in the State of Nevada in the sum of _____ Dollars ($_____), lawful money of the United States, being not less than one hundred percent (100%) of the estimated Contract cost of the work, for the payment of which sum will and truly to be made, we bind ourselves, our heirs, executors, administrators, and successors, jointly and severally, firmly by these presents.

THE CONDITION OF THIS OBLIGATION IS SUCH, that if the above-bounden Principal, or its heirs, executors, administrators, successors or assigns shall fail to pay for any materials, provisions, supplies implements or machinery used in, upon, for, or about the performance of the work contracted to be done, or for any work or labor thereon of any kind, or for amounts due under the Unemployment Compensation Law with respect to such work or labor, as required by the Provisions of N.R.S. 339, the Surety hereon will pay for the same within thirty (30) calendar days an amount not exceeding the sum specified in this bond, and the above obligation shall then be null and void. Otherwise, it shall remain in full force and virtue.

THE SURETY, for value received, hereby stipulates and agrees that no change, extension of time, alteration or addition to the terms of the Contract, or to the work to be

performed thereunder, or to the specifications accompanying the same, shall in any way affect its obligations on this bond, and it does hereby waive notice of any such change, extension of time, alteration or addition to the terms of the Contract or to the work, or to the specifications.

And the said Surety, for value received, further stipulates and agrees that should the Board of Trustees, Washoe County School District, or other obligees, incur attorney's fees or other expenses for the enforcement of the Contract or this bond, the same shall be paid by the Surety to the contracting body, subcontractors, workmen laborers, mechanics and furnishers of material as their interests may appear.

IN WITNESS WHEREOF, the above-bounded parties have executed this instrument under their seals this_____ day of _____, 20_____, the name and corporate seal of each corporate party being hereto affixed and these presents duly signed by its undersigned representative, pursuant to authority of its governing body.

_____

_____
Principal

(Seal) By: _____

_____
Surety

By: _____

Address:

(Seal)

_____

_____

_____

Phone: _____

PERFORMANCE BOND

KNOW ALL PERSONS BY THESE PRESENTS: That WHEREAS, the Board of Trustees, Washoe County School District in the State of Nevada has awarded to _____,
Hereinafter designated as “Principal”: a contract dated _____,
for _____
_____
a copy of which contract is attached hereto and by reference made a part hereof, and hereinafter referred to as the “Contract”.

And WHEREAS, said Principal is required under the terms of said Contract and by law under the provisions of N.R.S. 339 to furnish a Bond for the faithful performance of said Contract;

NOW, THEREFORE, we, the Principal, and _____
_____, as Surety, are held and firmly bound unto the Board of Trustees, Washoe County School District in the State of Nevada in the sum of
_____
Dollars ($_____), lawful money of the United States, being no less than one hundred per cent (100%) of the estimated Contract Cost of the work, for the payment of which sum well and truly to be made, we bind ourselves, our heirs, executors, administrators, and successors, jointly and severally, firmly by these presents.

THE CONDITION OF THIS OBLIGATION IS SUCH, that if the above bounden Principal, or its heirs, executors, administrators, successors, or assigns, shall in all things stand to and abide by and well and truly keep the faithfully perform the covenants, conditions, and agreements in the Contract and any alterations made as therein provided, on his or its part to be kept and performed at the respects according to their true intent and meaning; and shall indemnify and save harmless the Board of Trustees, Washoe County School District in the State of Nevada, its officers and agents, as therein stipulated; then this obligation shall become null and void. Otherwise, it shall be and remain in full force and virtue.

As a condition precedent to the satisfactory completion of the Contract, the above obligation shall hold good for a period of one (1) year after completion and acceptance of the work done, during which time if the above-bounden Principal, his or its heirs, executors, administrators, successors, or assigns shall fail to make full, complete, and satisfactory repair and replacements or totally protect the Board of Trustees, Washoe County School District in the State of Nevada from loss or damage made evident during said period of one (1) year from the date of acceptance of said work, and resulting from or caused by defective materials or faulty workmanship in the prosecution of the work done, the above obligation in the said sum of _____ Dollars ($_____) shall remain in full force and virtue; otherwise, the above obligation shall be void.

THE SURETY, for value received, hereby stipulates and agrees that no change, extension of time, alteration or addition to the terms of the Contract, or to the work to be performed thereunder, or to the specifications accompanying the same, shall in anyway affect its obligations on this bond, and it does hereby waive notice of any such change, extension of time, alteration or addition to the terms of the Contract, or to the work, or to the specifications.

And the said Surety, for value received, further stipulates and agrees that should the Board of Trustees, Washoe County School District, incur attorney's fees or other expenses for the enforcement of the Contract or his/her bond, the same shall be paid by the Surety to the Board of Trustees, Washoe County School District.

IN WITNESS WHEREOF, the above-bounden parties have executed this instrument under their seals this _____ day of _____, 20____, the name and corporate seal of each corporate party being hereto affixed and these presents duly signed by its undersigned representative, pursuant to authority of its governing body.

_____

_____

Principal

(Seal)

By: _____

_____

Surety

By: _____

Address:

(Seal)

_____

_____

_____

Phone: _____

SECTION 01001 – CONSTRUCTION PROCEDURES FOR EXISTING SCHOOL SITES

PART 1 – GENERAL

1.1 DESCRIPTION

A. All work activities under this contract shall be coordinated with the requirements of the Washoe County School District's (WCSD) Facilities Management Department. WCSD shall be contacted prior to any service shutdown and advised when such shutdown shall be commenced. All materials and equipment shall be stored in spaces assigned by WCSD. The Contractor will be required to maintain a neat and orderly operation and to limit or keep noise and nuisance to a minimum.

B. WCSD reserves the right to remove any person from the property for the safety and security of the facility

1.2 GENERAL REQUIREMENTS FOR WORK INSIDE THE EXISTING PERIMETER AND EXISTING BUILDINGS

A. It is a felony to transport any alcoholic beverages, drugs, weapons or ammunition of any kind on WCSD property

B. Any contact or conversation with students is prohibited.

C. Smoking is prohibited on all WCSD property.

D. Working hours inside the existing perimeter and existing building will be coordinated with WCSD.

E. Storage of materials inside the existing perimeter and buildings will be coordinated with WCSD Facilities Management Department.

F. Construction operations shall be confined to the areas permitted under the contract. Areas beyond indicated work areas are not to be disturbed. Conform to site rules and regulations affecting the work.

G. Keep driveways and entrances serving the premises clear and available at all times. Do not use these areas for parking or storage of materials.

H. Passenger cars, trucks and motorized construction equipment, when parked and unattended, shall be locked and the ignition key removed. Do not leave any such vehicle with the motor running.

I. Limitations on site usage, as well as specific requirements that impact site utilization are indicated on the drawings and any other contract documents. Allocate available space equitably among sub-contractors needing both access and space so as to produce the best overall efficiency. Schedule deliveries to minimize space and time requirements for storage of materials and equipment.

J. All refuse will be removed daily.
K. Contractor may work on playground areas within temporary fenced enclosure.
L. No vehicles, deliveries, workman and equipment shall be outside of fenced enclosure while students are present on playground.
M. Noise activities that affect adjacent classroom spaces shall be performed during non-school hours.
N. No utility disruptions shall occur during school hours.

PART 2 – PRODUCTS (Not Applicable)

PART 3 – EXECUTION (Not Applicable)

END OF SECTION 01001

SECTION 01010 - SUMMARY OF WORK

PART 1 – GENERAL

1.1 RELATED DOCUMENTS

A. Drawings and general provisions of the Contract, including all contract documents and addendums associated with this project shall apply to this section.

1.2 PROJECT DESCRIPTION

A. Project to entail work as described in scope of work.

B. The project shall consist of all on and off-site improvements, as shown in the contract documents.

1.3 CONTRACTOR USE OF PREMISES

A. General: During the construction period the Contractor shall have full use of the premises (construction area) for construction operations. The Contractor's use of the premises (construction area) is limited only by the Owner's right to perform construction operations with its own forces or to employ separate contractors on portions of project.

B. Keep driveways and entrances serving the premises clear and available to the Owner and the Owner's employees at all times. Do not use these areas for parking or storage of materials. Schedule deliveries to minimize space and time requirements for storage of materials and equipment site.

1.4 OWNER OCCUPANCY

A. Partial Owner Occupancy: The Owner reserves the right to occupy and to place and install equipment in completed areas of the building, prior to substantial completion provided that such occupancy does not interfere with completion of the work. Such placing of equipment and partial occupancy shall not constitute acceptance of the total work.

1.5 OWNER FURNISHED ITEMS

A. The Owner will provide certain pieces of equipment and accessories that are to be installed and connected by the Contractor.

1. The Owner will arrange and pay for delivery of Owner furnished items in accordance with the Contractor's construction schedule, and will inspect deliveries for damage.

2. If Owner furnished items are damaged, defective or missing, the Owner will arrange for replacement. The Owner will also arrange for manufacturer's field

services and the delivery of manufacturer's warranties and bonds to the Contractor.

3. The Contractor is responsible for designating the delivery dates of Owner furnished items in the Contractor's construction schedule and for receiving, unloading and handling Owner furnished items at the site. The Contractor is responsible for protecting Owner furnished items from damage, including damage from exposure to the elements, and to repair or replace items damaged as a result of the Contractor's operations.

4. Owner furnished and Contractor installed and connected equipment shall be as indicated in the contract documents.

END OF SECTION 01010

SECTION 01015 – SCHEDULE OF DRAWINGS

G-0 – Title Sheet
G-1 – General Notes
A-1 – Floor Plan
A-2 – Floor Plan
A-3 – Floor Plan
A-4 – Floor Plan
A-5 – Floor Plan
A-6 – Floor Plan

PART 1 -GENERAL

1.1 RELATED DOCUMENTS

A. General provisions of the Contract, including General and Supplementary Conditions and other Division 1 Specification Sections, apply to this section.

1.2 SUMMARY

A. This section includes administrative and procedural requirements for submittals required for performance of the work for all entities/individuals including, but not limited to, the following:

1. General Contractor
2. Sub-Contractor
3. Sub-Contractor of Sub-Contractor
4. Quality Control Personnel
5. Special Inspection Personnel
6. Security Personnel
7. Consultant Personnel

B. Administrative Submittals: Refer to other Division 1 sections and other Contract Documents for requirements for administrative submittals.

1.3 SUBMITTAL PROCEDURES

A. Required Submittals

1. Each company, engaged on a project, shall report to the Washoe County School District all required certifications for every employee who will be on a Washoe County School District site. This includes all personnel whom the Contractor engages for work on the project site as defined in 1.2 (A). This information must be submitted within twenty-one (21) calendar days prior to commencement of work by the Contractor, and any sub-contractor, regardless of tier. Such submittals required include:

a. Certification by Company Regarding Personnel Safety Check Application.

PART 2- PRODUCTS (Not Applicable)

PART 3- EXECUTION (Not Applicable)

CERTIFICATION BY COMPANY REGARDING PERSONNEL SAFETY CHECK APPLICATION

Washoe County School District – Capital Improvement Projects

I certify on behalf of the company/firm named below that adequate background check procedures have been or will be performed for all employees that will work on Washoe County School District project _____ (Project Name) regarding _____ (Company/Firm Name) to determine that their employees meet the qualifications required by the Washoe County School District.

With this certification, I confirm that:

- All employees working on a Washoe County School District project shall not have been arrested, convicted, pled guilty, or pled nolo contender for any offenses related to:
  - Sexual assault or sexual activities with a minor
  - Child abuse
  - Felony drug possession
  - Felony weapons possession
- All employees working on a Washoe County School District project shall not:
  - Have any active Wants/Warrants
  - Is a Registered Sex Offender
  - Is on a Terrorist list.

I understand that the Washoe County School District maintains the right to remove any individuals from the project who do not comply with the above requirements.

I certify the information provided on this application is true, complete, and correct to the best of my knowledge and belief and is provided in good faith. I understand that a knowing and willful false statement on this application can be an automatic disqualification.

I hereby release, discharge, exonerate and hold harmless the Washoe County School District, its agents and representatives and persons furnishing information from any and all liability arising out of the disseminating and inspection of my records.

_____

Company/Firm Name

_____ _____

Name of Executive Officer Title

_____ _____

Signature Date

SECTION 01027 – APPLICATIONS FOR PAYMENT

PART 1 - GENERAL

1.1 RELATED DOCUMENTS

A. Drawings and general provisions of the Contract, including all bid documents and addendums associated with this project shall apply to this section.

1.2 SUMMARY

A. This section specifies administrative and procedural requirements governing the Contractor's Applications for Payment.

B. Related Sections: The following sections contain requirements that relate to this section.

1. Schedules: The Contractor's Construction Schedule and Submittal Schedule are specified in SECTION 01300 - SUBMITTALS.

1.3 SCHEDULE OF VALUES

A. Coordination: Coordinate preparation of the Schedule of Values with preparation of the Contractor's Construction Schedule.

1. Correlate line items in the Schedule of Values with other required administrative schedules and forms, including:

a. Contractor's Construction Schedule
b. Application for Payment forms, including continuation sheets
c. List of all tier Sub-Contractors
d. List of products
e. List of principal suppliers and fabricators
f. Schedule of Submittals
g. Schedule of Allowances
h. Schedule of Alternates

2. Submit the Schedule of Values to the Architect at the earliest possible date but no later than seven (7) calendar days before the date scheduled for submittal of the initial Application for Payment.

3. Sub-schedules: Where Work is separated into phases requiring separately phased payments, provide sub-schedules showing values correlated with each phase of payment.

B. Format and Content: Use the Project Manual Table of Contents as a guide to establish the format for the Schedule of Values. Provide at least one line item for

each Specification Section by site improvements, by each individual building new or addition construction, and by each individual building remodel or revitalization.

1. Arrange Schedule with subtotals for the following:
    a. General Conditions
    b. Fee including overhead, proffit, all insurances
    c. Site Improvements
    d. Each individual building new or addition;
    e. Each individual building remodel or revitilization

2. Identification: Include the following Project identification on the Schedule of Values:

    a. Project name and location
    b. Name of the Architect
    c. Project Number
    d. Contractor's name and address
    e. Date of submittal

3. Arrange the Schedule of Values in tabular form with separate columns to indicate the following for each item listed:

    a. Related Specification Section or Division including general conditions broken down catagorically.
    b. Description of Work
    c. Name of Sub-Contractor
    d. Name of manufacturer or fabricator
    e. Generic Name of supplier
    f. Change Orders (numbers) that affect value
    g. Dollar value

        1. Percentage of Contract Sum to nearest one-hundredth percent, adjusted to total 100 percent.

4. Provide a breakdown of the Contract Sum in sufficient detail to facilitate continued evaluation of Application for Payment and progress reports. Coordinate with the Project Manual Table of Contents. Break principal subcontract amounts down into several line items. Include a line item for Force Accounts and unit price items, as applicable.

5. The total shall equal the Contract Sum.

6. For each part of the work where an Application for Payment may include materials or equipment, purchased or fabricated and stored on or off-site, provide separate line items on the Schedule of Values for cost of those materials.

a. If the Contractor is requesting payment for materials or equipment that are stored off-site, those materials must be stored in a bonded and insured third party warehouse, and they must be segregated from other stored materials and they shall be identified according to project name, material and/or equipment description, and quatity. These materials must be observed in their stored condition by either the Architect or the Owner's representative prior to approval of the Application for Payment. In lieu of bond for stored materials offsite the contractor/subcontractor may provide an appropriate insurance policy approved by the owner to provide for the full replacement cost coverage for all materials stored. Any coverage for materials or equipment stored off-site shall include Owner as loss payee with respect to its interests. These materials must be observed in their stored condition by either the Architect or the Owner's representatives prior to approval of the Application for Payment.

b. All stored material payment requests shall include material supplier invoicing and shall not include labor or delivery costs.

7. Temporary facilities and other major cost items that are not direct cost of actual work-in-place shall be shown as separate line items in the Schedule of Values

a. General Conditions shall be broken down by major cost items and catagories including breakout of labor and material.

b. General Conditions performed by subcontract work shall be broken down to individual catagories on the schedule of values. No internal changes to subcontracts shall be allowed without formal Change Order Documentation and reflected on the schedule of values.

8. Schedule Updating: Update and resubmit the Schedule of Values prior to the next Application for Payment when Change Orders or Construction Change Directives result in a change in the Contract Sum.

1.4 APPLICATIONS FOR PAYMENT

A. Each Application for Payment shall be consistent with previous applications and payments as certified by the Architect and Owner's representative and paid for by the Owner.

1. The initial Application for Payment, the Application for Payment at time of Substantial Completion, and the final Application for Payment involve additional requirements

C. Each application for payment shall include sufficient documentation to substantiate completed work including but not limited to: subcontractor invoicing, all tiers; general conditions cost breakdown, etc.

C. Payment Application Times: The date for each progress payment is as indicated in the Contract. The period covered by each Application for Payment is the period indicated in the Contract.

D. Payment Application Forms: Use Washoe County School District Certificate for Payment form only. This form is available in both hard copy format or electronic format.

E. Application Preparation: Complete every entry on the form. The execution of this form shall be by a person authorized to sign legal documents on behalf of the Contractor. The Owner will return incomplete applications without action.

1. Entries shall match data on the Schedule of Values and the Contractor's Construction Schedule. Use updated schedules if revisions were made.

2. Include amounts of Change Orders and Construction Change Directives issued prior to the last day of the construction period covered by the application.

F. Pre-Approval of Application: Percentages of completed work are to be verified by the Owner’s Representative and Architect prior to transmittal to the Architect.

1. It shall be established at the Pre-Construction meeting the protocols that are acceptable to each party for the review of payment application percentages.

G. Record Drawings and Record Specifications: Prior to transmittal of the Application for Payment, Record Drawings and Record Specifications must be reviewed and approved by the Owner’s Representative and Architect.

1. It shall be established at the Pre-Construction meeting the protocols that are acceptable to each party for the review of Record Drawings and Specifications.

H. Transmittal: Submit one (1) signed original copy of each Application for Payment to the Architect by a method ensuring receipt within twenty-four (24) hours. The submitted copy shall be complete, including waivers of lien and similar attachments, when required.

1. Transmit each copy with a transmittal form listing attachments and recording appropriate information related to the application, in a manner acceptable to the Architect.

2. Obtain Owner’s Representative’s initials as established during the Pre-Construction meeting and in sub-section 1.4, items E & F above.

I. Waivers of Mechanic’s Lien: With each Application for Payment, submit conditional waivers of mechanic’s lien from every entity who is lawfully entitled to file a

mechanic's lien arising out of the Contract and related to the work covered by the payment.

1. Waiver Forms: Submit waivers of lien on forms, and executed in a manner, acceptable to the Owner.

J. Initial Application for Payment: Administrative actions and submittals, that must precede or coincide with submittal of the first Application for Payment, include the following:

1. List of Sub-Contractors (all tiers)
2. List of principal suppliers and fabricators
3. Schedule of Values
4. Contractor's Construction Schedule
5. Schedule of principal products
6. Submittal Schedule
7. List of Contractor's staff assignments
8. List of Contractor's principal consultants
9. Copies of Building Permits
10. Copies of authorizations and licenses from governing authorities for performance of the work
11. Initial Progress Report
12. Report of Pre-Construction meeting
13. Data needed to acquire the Owner's insurance
14. Initial settlement survey and damage report, if required, (existing faclity condition)
15. Record Drawings *
16. Record Specifications*

* Record Drawings and Specifications must be reviewed and approved by the Owner's Representative prior to the Application for Payment.

K. Continuing Application for Payments: Administrative actions and submittals, that must precede or coincide with submittal of the Application for Payment, include the following:

1. Updated Contractor's Construction Schedule

2. Progress report

3. Record Drawings*

4. Record Specifications*

*Record Drawings and Specifications must be reviewed and approved by the Owner’s Representative prior to the Application for Payment.

L. Application for Payment at Substantial Completion: Following issuance of the Certificate of Substantial Completion, submit an Application for Payment.

1. This application shall reflect Certificates of Partial Substantial Completion issued previously for Owner occupancy of designated portions of the work.

2. Administrative actions and submittals that shall precede or coincide with this application include:

a. Occupancy permits and similar approvals
b. Changeover information related to Owner's occupancy, use, operation, and maintenance
c. Final cleaning
d. Application for reduction of retainage and consent of surety
e. Advice on shifting insurance coverages
f. List of incomplete work, recognized as exceptions to Architect's Certificate of Substantial Completion
g. Record Drawings*
h. Record Specifications*
i. Meter Readings
j. Change of door locks to Owner's access

*Record Drawings and Specifications must be reviewed and approved by the Owner’s Representative prior to the Application for Payment.

M. Final Payment Application: Administrative actions and submittals that must precede or coincide with submittal of the final Application for Payment include the following:

1. Completion of project closeout requirements

2. Completion of items specified for completion after Substantial Completion

3. Ensure that unsettled claims will be settled
4. Ensure that incomplete work is not accepted and will be completed without undue delay
5. Completion and final reporting of all prevailing wage and apprentice utilization including unsettled prevailing wage and apprentice utilization claims
6. Transmittal of required project construction records to the Owner
7. Proof that taxes, fees, and similar obligations were paid
8. Removal of temporary facilities and services
9. Removal of surplus materials, rubbish, and similar elements
10. Certified property survey
11. Warranties (Guarantees) and Maintenance Agreements
12. Test/adjust/balance records
13. Operation and Maintenance Manuals
14. Startup performance reports
15. Final progress photographs

PART 2 - PRODUCTS (Not Applicable)

PART 3 - EXECUTION (Not Applicable)

END OF SECTION 01027

SECTION 01035 - MODIFICATION PROCEDURES

PART 1 – GENERAL

1.1 RELATED DOCUMENTS

A. Drawings and general provisions of the Contract, including all bid documents and addendums associated with this project shall apply to this section.

1.2 SUMMARY

A. This section specifies administrative and procedural requirements for handling and processing contract modifications.

B. Related Sections: The following sections contain requirements that relate to this Section:

1. Division 1 SECTION 01300 – SUBMITTALS for requirements for the Contractor's Construction Schedule.

2. Division 1 SECTION 01027 – APPLICATIONS FOR PAYMENT for administrative procedures governing Applications for Payment.

3. Division 1 SECTION 01631 – SUBSTITUTIONS for administrative procedures for handling requests for substitutions made after award of the Contract.

1.3 MINOR CHANGES IN THE WORK

A. The Architect will issue supplemental instructions authorizing minor changes in the work, not involving adjustment to the contract sum or contract time, as an Architect's Supplemental Instruction.

1.4 CHANGE ORDER PROPOSAL REQUESTS

A. Owner-Initiated Proposal Requests: The Architect will issue a detailed description of proposed changes in the work that will require adjustment to the contract sum or contract time. If necessary, the description will include supplemental or revised drawings and specifications.

1. Proposal requests issued by the Architect are for information only. Do not consider them as an instruction either to stop work in progress or to execute the proposed change.

2. Within fourteen (14) working days of receipt of a proposal request, submit an estimate of cost necessary to execute the change to the Architect for the Owner's review.

a. Include a list of quantities of products required and unit costs, with the total amount of purchases to be made. Where requested, furnish survey data to substantiate quantities.

b. Indicate applicable taxes, delivery charges, equipment rental and amounts of trade discounts.

c. Include a statement indicating the effect the proposed change in the work will have on the contract time.

d. Include all subcontractor and contractor overhead and profit per contract documents.

B. Contractor-Initiated Proposals: When latent or unforseen conditions require modifications to the Contract, the Contractor may propose changes by submitting a request for a change to the Architect.

1. Include a statement outlining the reasons for the change and the effect of the change on the work. Provide a complete description of the proposed change. Indicate the effect of the proposed change on the contract sum and contract time.

2. Include a list of quantities of products required and unit costs, with the total amount of purchases to be made. Where requested, furnish survey data to substantiate quantities.

3. Indicate applicable taxes, delivery charges, equipment rental, and amounts of trade discounts.

4. Comply with requirements in SECTION 01631 – SUBSTITUTIONS if the proposed change requires substitution of one product or system for a product or system specified.

5. Include a list of all associated cost that would be incurred, including subcontractor and contractor overhead and profit per contract documents.

C. The Contractor shall prepare his response in accordance with the requirements set forth in the General Conditions.

D. Proposal Request Form: Use AIA Document G709-2001 for Change Order Proposal Requests or Change Order Request Form (CP-F107).

1.5 CONSTRUCTION CHANGE DIRECTIVE

A. Construction Change Directive: When the Owner and the Contractor disagree on the terms of a Proposal Request, the Owner and Architect may issue a Construction

Change Directive.The Construction Change Directive instructs the Contractor to proceed with a change in the work, for subsequent inclusion in a Change Order. The Construction Change Directive will be approved upon email confirmation from the Owner.

1. The Construction Change Directive contains a complete description of the change in the work. It also designates the method to be followed to determine change in the contract sum or contract time.

B. Documentation: Maintain detailed records on a time and material basis of work required by the Construction Change Directive.

1. After completion of the change, submit an itemized account and supporting data necessary to substantiate cost and time adjustments to the Contract.

C. Notification: Contractor shall notify Owner prior to any “Not to Exceed” items being over run. Additional Construction Change Directive may be required for over run work.

1.6 CHANGE ORDER PROCEDURES

A. Upon the Owner's approval of a Proposal Request, the Architect will issue a Change Order for signatures of the Owner and the Contractor on AIA Form G701-2000/2001 or WCSD’s Change Order Form (CP-F107).

PART 2 - PRODUCTS (Not Applicable)

PART 3 - EXECUTION (Not Applicable)

END OF SECTION 01035

ARCHITECT / OWNER

SAMPLE PRICE REQUEST

Date: _____Price Request #_____

Contractor: _____

Bid/Quote #: _____

Project: _____

Please submit a Price Quotation for the following changes being considered. Quote the change within fourteen (14) calendar days - ADD or DEDUCT - in the Contract Sum and any change in the Contract Time. Also, please state how long the price quoted is effective before job conditions warrant an increase in price. This is NOT authorization to proceed with this work.

REFERENCE: _____
_____
_____
_____

CHANGE: _____
_____
_____
_____

REQUESTED BY: _____

REASON: _____
_____
_____

CONTRACTOR / OWNER

SAMPLE CHANGE ORDER REQUEST

Date: _____Price Request #_____

Contractor: _____

Bid/Quote #: _____

Project: _____

Please submit a Price Quotation for the following changes being considered. Quote the change within five (14) calendar days - ADD or DEDUCT - in the Contract Sum and any change in the Contract Time. Also, please state how long the price quoted is effective before job conditions warrant an increase in price. This is NOT authorization to proceed with this work.

REFERENCE: _____
_____
_____
_____

CHANGE: _____
_____
_____
_____

REQUESTED BY: _____

REASON: _____
_____
_____
_____

SAMPLE CLARIFICATION

DATE: _____

TO: _____

FROM: _____

SUBJECT: _____

REFERENCE: _____
_____
_____
_____
_____

CLARIFICATION: _____
_____
_____
_____
_____

THIS INFORMATION IS PROVIDED FOR CLARIFICATION ONLY AND DOES NOT INVOLVE ANY CHANGE IN CONTRACT PRICE OR TIME.

SIGNATURE: _____

TITLE: _____

DATE: _____CLAR. NO.: _____

SAMPLE REQUEST FOR INFORMATION

DATE: _____

TO: _____

FROM: _____

SUBJECT: _____

REFERENCE:
Specification Section: _____ Paragraph: _____
Drawing Number: _____Details: _____

INFORMATION REQUIRED: _____
_____
_____
_____

SIGNATURE: _____

TITLE: _____

DATE: _____

REPLY TO ABOVE RFI: _____
_____
_____
_____

THIS INFORMATION IS PROVIDED FOR CLARIFICATION ONLY AND DOES NOT INVOLVE ANY CHANGE IN CONTRACT PRICE OR TIME.

SIGNATURE: _____

TITLE: _____

DATE: _____CLAR. NO.: _____

SECTION 01040 – COORDINATION

PART 1 – GENERAL

1.1 RELATED DOCUMENTS

A. Drawings and general provisions of the Contract, including all bid documents and addendums associated with this project shall apply to this section.

1.2 SUMMARY

A. This section includes administrative and supervisory requirements necessary for coordinating construction operations including, but not necessarily limited to, the following:

1. General project coordination procedures

2. Conservation

3. Coordination Drawings

4. Administrative and supervisory personnel

5. Cleaning and protection

B. Related Sections: The following sections contain requirements that relate to this Section:

1. Division 1 Section 01050 – FIELD ENGINEERING specifies procedures for field engineering services, including establishment of benchmarks and control points.

2. Division 1 Section 01200 – PROJECT MEETING for progress meetings, coordination meetings, and pre-installation conferences.

3. Division 1 Section 01300 – SUBMITTALS for preparing and submitting the Contractor's construction schedule.

4. Division 1 Section 01600 – MATERIALS AND EQUIPMENT for coordinating general installation.

5. Division 1 Section 01700 – CONTRACT CLOSEOUT for coordinating contract closeout.

1.3 COORDINATION

A. Coordinate construction operations included in various sections of these Specifications to assure efficient and orderly installation of each part of the work.

Coordinate construction operations included under different sections that depend on each other for proper installation, connection, and operation.

1. Schedule construction operations in the sequence required to obtain the best results where installation of one part of the work depends on installation of other components, before or after its own installation.

2. Coordinate installation of different components to assure maximum accessibility for required maintenance, service, and repair.

3. Make provisions to accommodate items scheduled for later installation.

B. Where necessary, prepare memoranda for distribution to each party involved, outlining special procedures required for coordination, include such items as required notices, reports, and attendance at meetings.

1. Prepare similar memoranda for the Owner and separate contractors where coordination of their work is required.

C. Administrative Procedures: Coordinate scheduling and timing of required administrative procedures with other construction activities to avoid conflicts and assure orderly progress of the work. Such administrative activities include, but are not limited to, the following:

1. Preparation of schedules

2. Installation and removal of temporary facilities

3. Delivery and processing of submittals

4. Progress meetings

5. Project closeout activities

D. Conservation: Coordinate construction operations to assure that operations are carried out with consideration given to conservation of energy, water, and materials.

1. Salvage materials and equipment involved in performance of, but not actually incorporated in, the work.

E. Coordinate the installation of all motor starters. General Contractor is responsible for costs associated with supplying and installing <u>all</u> required motor starters.

F. Dimensions: The Structural drawings are to be used in conjunction with the Architectural, Mechanical and Electrical drawings. Primary structural elements are dimensioned on the structural plans and details. Not all secondary dimensions are shown, such as exact door and window locations, wall configurations, slab slopes, depressions, curbs, etc. Coordination of the structure of the dimensions as shown on the drawings and architectural items to be embedded into, or attached to the structure, is the responsibility of the Contractor. Any dimensions discrepancies between the Architectural, Civil Structural, Mechanical and Electrical drawings shall be reported to the Owner's Representative and Architect before proceeding with the work.

G. Intent of Drawings:

1. The work of the Contractor and subcontractor shall conform to the intent of the architectural and coordination drawings as reviewed by the Architect. Drawings are partly diagrammatic and do not intend to show in details all features of work. The Contractor shall carefully review the work to be performed by other trades, compare related drawings and shall thoroughly understand the building conditions affecting their work.

2. All changes required in the work caused by failure to do so shall be at no expense to the Owner.

H. Interfaces and Right-of-Way:

1. Make proper provisions to avoid interfaces.

2. Where conflicts occur, architectural and structural has right-of-way over mechanical and electrical work; concealed mechanical work has right-of-way over concealed electrical work; exposed electrical fixtures have right-of-way over mechanical fixtures.

3. Submit conflicts which cannot be resolved by right-of-way to the Owner for direction.

4. Submit reflected ceiling coordination plans showing work by all applicable trades for review and approval by the Architect.

I. Masonry Wall Coordination Drawings:

1. Contractor shall be responsible for providing masonry wall coordination drawings for all concrete masonry unit walls. Drawings shall consist of wall elevations drawn to scale at not less than ¼" = 1'0".

2. Wall elevations shall include dimensioned sizes and locations for all door, window and mechanical openings and penetrations, beam and joist

bearing pockets, ledger angles, embedded plate connections, and anchor bolts. All miscellaneous steel to be embedded in the masonry unit wall shall be referenced by show drawing mark number or structural detail number.

3. Masonry wall coordination drawings shall be reviewed and approved by interfacing trades prior to submittal to the Architect. Shop drawings for masonry reinforcement shall be an 'overlay' of the masonry wall coordination drawings. Detail, fabricate and place per ACI 315. Reinforcing shop drawings elevations shall show all vertical and horizontal reinforcing layouts; special reinforcement at lintels and jams at doors, windows, mechanical openings and as called out on Structural drawings.

1.4 SUBMITTALS

A. Coordination Drawings: Prepare coordination drawings where careful coordination is needed for installation of products and materials fabricated by separate entities. Prepare coordination drawings where limited space availability necessitates maximum utilization of space of efficient installation of different components.

1. Show the relationship of components shown on separate Shop drawings.

2. Indicate required installation sequences.

3. Comply with requirements contained in Section 01300 - SUBMITTALS.

B. Staff Names: Within 15 days of commencement of construction operations, submit a list of the Contractor's principal staff assignments, including the Superintendent and other personnel in attendance at the project site. Identify individuals and their duties and responsibilities. List their addresses and telephone numbers.

1. Post copies of the list in the Project Meeting Room, the temporary field office and each temporary telephone.

PART 2 – PRODUCTS (Not Applicable)

PART 3 – EXECUTION

3.1 GENERAL COORDINATION PROVISIONS

A. Inspection of Conditions: Require the Installer of each major component to inspect both the substrate and conditions under which work is to be performed. Do not proceed until unsatisfactory conditions have been corrected in an acceptable manner.

B. Coordinate temporary enclosures with required inspections and tests to minimize the necessity of uncovering completed construction for that purpose.

3.2 CLEANING AND PROTECTION

A. Clean and protect construction in progress and adjoining materials in place, during handling and installation. Apply protective covering where required to assure protection from damage or deterioration at Substantial Completion.

B. Clean and provide maintenance on completed construction as frequently as necessary through the remainder of the construction period. Adjust and lubricate operable components to assure operability without damaging effects.

C. Limiting Exposures: Supervise construction operations to assure that no part of the construction completed or in progress, is subject to harmful, dangerous, damaging, or otherwise deleterious exposure during the construction period. Where applicable, such exposures include, but are not limited to, the following:

1. Excessive static or dynamic loading
2. Excessive internal or external pressures
3. Excessively high or low temperatures
4. Thermal shock
5. Excessively high or low humidity
6. Air contamination or pollution
7. Water or ice
8. Solvents
9. Chemicals
10. Light
11. Radiation
12. Puncture
13. Abrasion
14. Heavy traffic
15. Soiling, staining and corrosion
16. Bacteria
17. Rodent and insect infestation
18. Combustion
19. Electrical current
20. High-speed operation
21. Improper lubrication
22. Unusual wear or other misuse
23. Contact between incompatible materials
24. Destructive testing
25. Misalignment
26. Excessive weathering
27. Unprotected storage

28. Improper shipping or handling
29. Theft
30. Vandalism

END OF SECTION 01040

1. SUMMARY

    a. Web based construction project management collaboration software to submit, track, distribute and collaborate on project documentation and action items.

    b. The intent of utilizing a web-based construction management application is to reduce cost and schedule risk, improve quality and safety, and maintain a healthy team dynamic by improving information flow, reducing non-productive activities, reducing rework and decreasing turnaround times.

    c. WCSD to work with Contractor to ensure directory for project is current and to be responsible for establishing and managing necessary permissions for users through duration of project.

    d. WCSD will hold a kickoff meeting with the Contractor and applicable consultants at the beginning of the project to discuss how the software will be used, routing & naming protocols, permissions & restrictions, roles & responsibilities, etc.

2. SOFTWARE CAPABILITIES (including but not limited to)

    a. Daily Log
        i. Provides daily log entry from web and mobile with automatic capture of daily weather conditions.
        ii. Provides ability to attach photographs to entries directly from mobile.
        iii. Provides reporting capabilities to easily report on man-hours and activities for a certain time frame and contractor.

    b. Dashboards
        i. Provides a dashboard that shows the status of all currently assigned items with drill down capability to see the subject, assignee and due date of each item.

    c. Deficiency Tracking
        i. Provides a means for recording, assigning and confirming completion of any deficiency or observation noted during the course of construction.

    d. Directory
        i. Provides a directory of all team member's contact information that is accessible from web and mobile.

    e. Documents
        i. Provides a storage location for miscellaneous project documents with the ability to have a folder hierarchy and privacy settings on folders.

ii. No storage limit.
iii. Provides download tracking.

f. Drawings
   i. Provides access to a system maintained current set of drawings on web and mobile, with access to all previous revisions as well.
   ii. Provides automatic hyperlinking capability for detail callouts.
   iii. Provides drawing markup capabilities on web and mobile.
   iv. Provides ability to link RFIs, Submittals, Punchlist Items, Photos and Project Documents to the drawings.
   v. Drawing Markups can be carried forward when new revisions are uploaded.
   vi. Markups and linked documentation are able to be public or private.

g. Financial Management
   i. Provides ability to manage contracts, payment applications and change orders.
   ii. Provides ability to view contracts and change orders from web and mobile.

h. Inspections
   i. Provides ability to create inspections from web and mobile.
   ii. Provides ability to create a deficiency item from an inspection that can be assigned and tracked to completion.

i. Meetings
   i. Provides ability to create, edit and view meeting minutes from web and mobile.
   ii. Provides ability to create action items with assignees and due dates from a meeting item.

j. Mobile Accessibility
   i. Provide native mobile applications for iOS and Android phones at a minimum that provide access to relevant project documentation, including as-built versions of Drawings and Specifications, even when there is no internet access.

k. Photos
   i. Provides ability to upload and view photos from web and mobile.
   ii. Provides ability to markup photos from mobile to clarify anything important in the photo.
   iii. Provides ability to link photos to specific locations on drawings.

l. Punchlist
   i. Provides ability to create punchlist items from web and mobile and link them to specific locations on the drawings.

ii. Provides ability to distribute punch list items to all contractors, for contractors to mark them as resolved with photographic proof of resolution via mobile, and for the items to be marked as complete via mobile or web.

m. Requests for Information (RFIs)
   i. Provides ability to create RFIs with assignees, due dates and attachments.
   ii. Provides ability for assignees to respond to RFIs both via the software and by responding to the system generated email.
   iii. Provides an auto-generated log of all RFIs.

n. Schedule
   i. Provides ability to display schedules from typical scheduling software.

o. Specifications
   i. Provides ability to upload project specifications and manage them at the individual specification level.
   ii. Provides ability to view and search specifications on web and mobile.
   iii. Provides ability to upload revisions to individual specifications and maintain all revision history.
   iv. Provides an auto-generated current specification log that provides access to the current version of each specification.
   v. Provides ability to link specifications to submittals and view the specification from the submittal.

p. Submittals
   i. Provides ability to upload a submittal register of all expected submittals.
   ii. Provides ability to create multi-step approval workflows for submittals, with reminder notifications for the current assignee.
   iii. Provides the ability to upload any file type without size restrictions.
   iv. Provides an auto-generated submittal log.

3. TECHNOLOGY

a. Fully web based with mobile apps for Windows, iOS and Android phones.

b. Accessible without logging in through a virtual private network (VPN).

c. Works on the current version of Internet Explorer, Google Chrome, Mozilla firefox and Apple Safari browsers.

d. Can generate emails automatically, and all attachments are included in the emails via download links to avoid emails not being delivered due to size.

e. PDF output of forms such as RFIs, Submittals, Meetings, Change Orders, etc. are available and customizable.

4. TRAINING AND SUPPORT

    a. Procore has learning portal certifications and support available online.

5. PROCEDURES

    a. RFIs and Submittals
        i. The Contractor will be responsible for submitting all RFIs and Submittals through the software and assigning them to the appropriate parties.
        ii. WCSD / Architects / Engineers / Consultants etc. are responsible for posting all responses to these items via the software, including all relevant attachments.
        iii. The Contractor will distribute responses to all affected subcontractors and confirm agreement with the response by closing the item.

    b. Construction Documentation
        i. The Contractor will manage Drawings, Specifications and Documents in the software to ensure that the current version of all applicable construction documentation is available to the entire team via web and mobile.
        ii. The Contractor will ensure that all RFIs which modify the current drawings are posted to the drawings and available via web and mobile within 24 hours of the RFI being responded to.

    c. Contractor will record and distribute action items via the software.

    d. Contractor will take daily site photos and make them publicly available.

    e. Punchlist
        i. All punch list items will be managed through the software.
        ii. Punchlist items will be created by the Contractor while walking with the Owner and applicable consultants.

6. PRICING

    a. The cost of Procore Technologies services (software fee) has been paid in full by WCSD, but the contractor's bid shall include any costs the Contractor deems necessary to execute the use of Procore as identified above.

    b. Procore Replicator is an add-on service allowing Contractor and Owner accounts to mirror relevant program tools and folders. Procore Replicator may be utilized at Contractor's sole discretion and expense. Inclusion of Procore Replicator requires a data sharing agreement between Contractor and Owner. Procore Connect will also be required to allow document sharing between Owner and Contractor accounts.

END OF SECTION 01041

SECTION 01045 - CUTTING AND PATCHING

PART 1 - GENERAL

1.1 RELATED DOCUMENTS

A. Drawings and general provisions of the Contract, including all contract documents and addendums associated with this project shall apply to this section.

1.2 SUMMARY

A. This section includes administrative and procedural requirements for cutting and patching.

B. Related Sections: The following sections contain requirements that relate to this section:

1. Division 1 SECTION 01040 - COORDINATION for procedures for coordinating cutting and patching with other construction activities.

2. Division 2 SELECTIVE DEMOLITION for demolition of selected portions of the building for alterations.

3. Refer to other sections for specific requirements and limitations applicable to cutting and patching individual parts of the work.

    a. Requirements of this section apply to mechanical and electrical installations. Refer to Division 15 and 16 sections for other requirements and limitations applicable to cutting and patching mechanical and electrical installations.

1.3 SUBMITTALS

A. Cutting and Patching Proposal: Submit a proposal describing procedures well in advance of the time cutting and patching will be performed if the Owner requires approval of these procedures before proceeding. Request approval to proceed. Include the following information, as applicable, in the proposal:

1. Describe the extent of cutting and patching required. Show how it will be performed and indicate why it cannot be avoided.

2. Describe anticipated results in terms of changes to existing construction. Include changes to structural elements and operating components as well as changes in the building's appearance and other significant visual elements.

3. List products to be used and firms or entities that will perform work.

4. Indicate dates when cutting and patching will be performed.

5. Utilities: List utilities that cutting and patching procedures will disturb or affect. List utilities that will be relocated and those that will be temporarily out-of-service. Indicate how long service will be disrupted.

6. Approval by the Architect to proceed with cutting and patching does not waive the Architect's right to later require complete removal and replacement of unsatisfactory work.

1.4 QUALITY ASSURANCE

A. Requirements for Structural Work: Do not cut and patch structural elements in a manner that would change their load-carrying capacity or load-deflection ratio.

1. Obtain approval of the cutting and patching proposal before cutting and patching the following structural elements:

a. Foundation construction
b. Bearing and retaining walls
c. Structural steel
d. Lintels
e. Miscellaneous structural metals
f. Piping, ductwork, vessels, and equipment

B. Operational Limitations: Do not cut and patch operating elements or related components in a manner that would result in reducing their capacity to perform as intended. Do not cut and patch operating elements or related components in a manner that would result in increased maintenance or decreased operational life or safety.

1. Obtain approval of the cutting and patching proposal before cutting and patching the following operating elements or safety related systems:

a. Primary operational systems and equipment
b. Air or smoke barriers
c. Water, moisture or vapor barriers
d. Membranes and flashings
e. Fire protection systems
f. Noise and vibration control elements and systems
g. Control systems
h. Communication systems
i. Electrical wiring systems
j. Operating systems of special construction in Division 13 sections

C. Visual Requirements: Do not cut and patch construction exposed on the exterior or in occupied spaces in a manner that would, in the Architect's opinion, reduce the building's aesthetic qualities. Do not cut and patch construction in a manner that would result in visual evidence of cutting and patching. Remove and replace construction cut and patched in a visually unsatisfactory manner.

1. If possible, retain the original installer or fabricator to cut and patch the exposed work. If it is impossible to engage the original installer or fabricator, engage another recognized experienced and specialized firm.

1.5 WARRANTY

A. Existing Warranties: Replace, patch and repair material and surfaces cut or damaged by methods and with materials in such a manner as not to void any warranties, required or existing.

PART 2 - PRODUCTS

2.1 MATERIALS, GENERAL

A. Use materials identical to existing materials. For exposed surfaces, use materials that visually match existing adjacent surfaces to the fullest extent possible if identical materials are unavailable or cannot be used. Use materials whose installed performance will equal or surpass that of existing materials.

PART 3 - EXECUTION

3.1 INSPECTION

A. Examine surfaces to be cut and patched and conditions under which cutting and patching is to be performed before cutting. If unsafe or unsatisfactory conditions are encountered, take corrective action before proceeding.

1. Before proceeding, meet at the Project Site with parties involved in cutting and patching, including mechanical and electrical trades. Review areas of potential interference and conflict. Coordinate procedures and resolve potential conflicts before proceeding.

3.2 PREPARATION

A. Temporary Support: Provide temporary support of work to be cut.

B. Protection: Protect existing construction during cutting and patching to prevent damage. Provide protection from adverse weather conditions for portions of the Project that might be exposed during cutting and patching operations.

C. Avoid interference with use of adjoining areas or interruption of free passage to adjoining areas.

D. Avoid cutting existing pipe, conduit, or ductwork serving the building but scheduled to be removed or relocated until provisions have been made to bypass them.

3.3 PERFORMANCE

A. General: Employ skilled workers to perform cutting and patching. Proceed with cutting and patching at the earliest feasible time and complete without delay.

1. Cut existing construction to provide for installation of other components or performance of other construction activities and the subsequent fitting and patching required to restore surfaces to their original condition.

B. Cutting: Cut existing construction using methods least likely to damage elements retained or adjoining construction. Where possible, review proposed procedures with the original installer; comply with the original installer's recommendations.

1. In general, where cutting, use hand or small power tools designed for sawing or grinding, not hammering and chopping. Cut holes and slots as small as possible, neatly to size required, and with minimum disturbance of adjacent surfaces. Temporarily cover openings when not in use.

2. To avoid marring existing finished surfaces, cut or drill from the exposed or finished side into concealed surfaces.

3. Cut through concrete and masonry using a cutting machine, such as a carborundum saw or a diamond-core drill.
4. Comply with requirements of applicable Division 2 sections where cutting and patching requires excavating and backfilling.

5. Where services are required to be removed, relocated or abandoned, bypass utility services, such as pipe or conduit, before cutting. Cut-off pipe or conduit in walls or partitions to be removed. Cap, valve or plug and seal the remaining portion of pipe or conduit to prevent entrance of moisture or other foreign matter after bypassing and cutting.

C. Patching: Patch with durable seams that are as invisible as possible. Comply with specified tolerances.

1. Where feasible, inspect and test patched areas to demonstrate integrity of the installation.

2. Restore exposed finishes of patched areas and extend finish restoration into retained adjoining construction in a manner that will eliminate evidence of patching and refinishing.

3. Where removing walls or partitions extends one finished area into another, patch and repair floor and wall surfaces in the new space. Provide an even surface of uniform color and appearance. Remove existing floor and wall coverings and replace with new materials, if necessary, to achieve uniform color and appearance.

   a. Where patching occurs in a smooth painted surface, extend final paint coat over entire unbroken surface containing the patch after the area has received primer and second coat.

4. Patch, repair or rehang existing ceilings as necessary to provide an even plane surface of uniform appearance.

3.4 CLEANING

A. Clean areas and spaces where cutting and patching are performed. Completely remove paint, mortar, oils, putty and similar items. Thoroughly clean piping, conduit and similar features before applying paint or other finishing materials. Restore damaged pipe covering to its original condition.

END OF SECTION 01045

SECTION 01110 – PREVAILING WAGE AND APPRENTICESHIP UTILIZATION SPECIFICATION

PART 1 - GENERAL

1.1 RELATED DOCUMENTS

A. Drawings and general provisions of the Contract, including all bid documents, addendums and all NRS 338 Prevailing Wage and Apprenticeship Utilization Act requirements associated with this project shall apply to this section. Various forms and information can be found on the Office of the Labor Commisioner's website https://labor.nv.gov/

1.2 SUMMARY

A. This section includes administrative and procedural requirements for submittals required for performance of the work, including the following:

1. Contractor/Subcontractor Notification
2. Completion Notification
3. Weekly Wage and Hour Report of Public Works Contractors.
4. Weekly Wage and Hour Report submittal log.
5. Certification of bidder regarding penalties for noncompliance
6. Certification of bidder, proposed contractor or subcontractor regarding debarment, suspension, ineligibility of voluntary exclusion.

B. Related Sections: The following section(s) may contain requirements that relate to this section if included:

1. SECTION - 01027 APPLICATIONS FOR PAYMENT
2. SECTION – 01300 SUBMITTALS

1.3 SUBMITTAL PROCEDURES

A. Compensation:

1. No extension of contract time, overhead, or profit will be authorized because of failure to transmit any required submittals or payroll report submittals to the Owner sufficiently in advance of progress payment submittals.

2. No extension of contract time will be authorized because of failure to transmit or report of any forms.

B. Required Submittals

1. CONTRACTOR/SUBCONTRACTOR NOTIFICATION

a. The Apparent Low Bidder is requested to submit the information on the Comprehensive Contractor/Subcontractor List for the Prime Bidder and all named (used) Subcontractors whom they engage for work within two (2) business days after Recommendation of Award, which will be supplied by the Purchasing Department.

b. It shall be the Contractor's responsibility to comply and submit any required forms directly to the Office of the Labor Commissioner’s as required by NRS 338.

2. COMPLETION NOTIFICATION

The contractor shall notify Washoe County School District when completion of all work performed under the contract is complete.

3. WEEKLY WAGE AND HOUR REPORTING OF PUBLIC WORKS CONTRACTORS

a. The contractor and all subcontractors are required to submit Certified Weekly Wage and Hour Reports of Public Work Contractors for each weekly payroll to Washoe County School District through the use of LCP Tracker, a paperless online system for filling certified payroll. The first weekly report will begin on the Notice to Proceed date and conclude on the following Saturday. If the Notice to Proceed date falls on a Saturday, the first report will only include reporting for that day. All successive reports will begin on the following Sunday and conclude on the following Saturday. All subcontractor report numbers shall coincide with the General Contractors report numbers. If the contractor or subcontractors do not work during any weekly reporting period they still must submit a report

indicating no public work project hours were performed for that weekly period. When contract scope of work is completed including punch list work, the last report is to be clearly marked “FINAL REPORT.”

b. Weekly Wage and Hour Report of Public Works Contractors and Weekly Wage and Hour Report submittal log must be submitted into Washoe County School District LCP Tracker system within fifteen (15) calendar days following the end of the month being reported.

c. The Prime contractor is required to designate an individual as Prime Approver for the project. The Prime Approver will oversee the reporting for all subcontractors of all tiers on the project. WCSD will set up the Prime Approver Account for the project. Thereafter, the Prime Approver will have the responsibility to use the Account to approve all payroll on the project.

d. The prime contractor is required to assign subcontractors within the LCP Tracker system to the project and to ensure that all subcontractors are aware of the necessity to file payrolls electronically, are set up within the system and all required payrolls are filed by subcontractors of all tiers.

.

1.4 OWNER'S ACTION

A. The owner will review each submittal, mark to indicate action taken, and provide review and acceptance.

1. Compliance with submittal requirements is the Contractor’s responsibility.

1.5 POSTINGS/SIGNAGE

A. Each contractor engaged on a public work must post the applicable prevailing rate of wages for the project on the site of the public work in a generally visible place to workmen.

B. Each contractor engaged in a public work must provide a sign with a white background and 6" black lettering stating, "Posted prevailing wages apply to this public works project". This sign must be posted on the site of the public work in a generally visible place to workmen. This will be maintained by the Contractor throughout the construction phase from the Notice to Proceed date through completion of the project.

PART 2 – PRODUCTS (Not Applicable)

PART 3 – EXECUTION (Not Applicable)

END OF SECTION 01110

WASHOE COUNTY SCHOOL DISTRICT

WEEKLY WAGE AND HOUR REPORT SUBMITTAL LOG

Report Number	Contractor	Week Ending Date	Date Submitted

Washoe County School District

WEEKLY WAGE AND HOUR REPORT OF PUBLIC WORK CONTRACTORS FOR THE PAYROLL PERIOD ENDING _____, _____

Month and Day Year

Pursuant to Chapter 338 of NRS and NAC, respectively, the contractor and each subcontractor shall keep or cause to be kept an accurate record showing the name and the actual per diem, wages and benefits paid to each workman employed by him in connection with the public work. The contractor or subcontractor shall ensure that a copy of the record for each calendar month is received by the public body awarding the contract no later than 15 days after the end of the month.

Report # ☐ Regular Weekly Report ☐ . Final Report Bid/Project # PWP-

Project Title Public Body Awarding Contract **Washoe County School District**

Prime Contractor Name & Address License #

Subcontractor Name & Address License #

Employee Name & State/Jurisdiction that Issued Identification	Work Classification		Hours Worked By Day							Total Hours For Week	Hourly Rate Of Pay including fringe	Hourly Fringe Benefit Contribution					Gross Amount Earned For Week	Net Wage Paid For Week
			S	M	T	W	T	F	S			H & W	Pen.	Vac.	App. Trg	Other		
		S								0								
		O								0								
		S								0								
		O								0								

Report Hours For Above Referenced Public Works Project Only

Employee Name & State/Jurisdiction that Issued Identification	Work Classification	Hours Worked By Day								Total Hours For Week	Hourly Rate Of Pay including fringe	Hourly Fringe Benefit Contribution					Gross Amount Earned For Week	Net Wage Paid For Week
			S	M	T	W	T	F	S			H & W	Pen.	Vac.	App. Trg	Other		
			1/0	1/0	1/0	1/0	1/0	1/0	1/0									
		S								0								
		O								0								
		S								0								
		O								0								
		S								0								
		O								0								
		S								0								
		O								0								
		S								0								
		O								0								

Report Hours For Above Referenced Public Works Project Only

Employee Name & State/Jurisdiction that Issued Identification	Work Classification	Hours Worked By Day								Total Hours For Week	Hourly Rate Of Pay including fringe	Hourly Fringe Benefit Contribution					Gross Amount Earned For Week	Net Wage Paid For Week
			S	M	T	W	T	F	S			H & W	Pen.	Vac.	App. Trg	Other		
			1/0	1/0	1/0	1/0	1/0	1/0	1/0									
		S								0								
		O								0								
		S								0								
		O								0								
		S								0								
		O								0								
		S								0								
		O								0								
		S								0								
		O								0								

Report Hours For Above Referenced Public Works Project Only

Employee Name & State/Jurisdiction that Issued Identification	Work Classification	Hours Worked By Day								Total Hours For Week	Hourly Rate Of Pay including fringe	Hourly Fringe Benefit Contribution					Gross Amount Earned For Week	Net Wage Paid For Week
			S	M	T	W	T	F	S			H & W	Pen.	Vac.	App. Trg	Other		
			1/0	1/0	1/0	1/0	1/0	1/0	1/0									
		S								0								
		O								0								
		S								0								
		O								0								
		S								0								
		O								0								
		S								0								
		O								0								
		S								0								
		O								0								

Report Hours For Above Referenced Public Works Project Only

Employee Name & State/Jurisdiction that Issued Identification	Work Classification	Hours Worked By Day								Total Hours For Week	Hourly Rate Of Pay including fringe	Hourly Fringe Benefit Contribution					Gross Amount Earned For Week	Net Wage Paid For Week
			S	M	T	W	T	F	S			H & W	Pen.	Vac.	App. Trg	Other		
			1/0	1/0	1/0	1/0	1/0	1/0	1/0									
		S								0								
		O								0								
		S								0								
		O								0								
		S								0								
		O								0								
		S								0								
		O								0								
		S								0								
		O								0								

Report Hours For Above Referenced Public Works Project Only

Employee Name & State/Jurisdiction that Issued Identification	Work Classification	Hours Worked By Day								Total Hours For Week	Hourly Rate Of Pay including fringe	Hourly Fringe Benefit Contribution					Gross Amount Earned For Week	Net Wage Paid For Week
			S	M	T	W	T	F	S			H & W	Pen.	Vac.	App. Trg	Other		
			1/0	1/0	1/0	1/0	1/0	1/0	1/0									
		S								0								
		O								0								
		S								0								
		O								0								
		S								0								
		O								0								
		S								0								
		O								0								
		S								0								
		O								0								

Report Hours For Above Referenced Public Works Project Only

STATE OF NEVADA
Office of the Labor Commissioner
STATEMENT OF COMPLIANCE

In compliance with the provisions of Chapters 338 of NRS and NAC, respectively, I, as an officer, owner or director of the undersigned contractor, hereby certify that this report is a true and accurate statement of worker's earnings employed on this Public Works contract by the undersigned contractor for the following payroll period:

_____ , _____ to _____ , _____ .
Month and Day Year Month and Day Year

I further certify:

1. That no deductions have been made from the wages earned by any person so listed other than those permissible or required by law.
2. That any apprentice listed herein is registered in a bona fide apprenticeship program.
3. Check all that apply:

☐ The contractor is signatory to a collective bargaining agreement with some or all of its employees.
☐ Each employee listed has been paid the required applicable wages plus the amount of fringe benefits listed in their contract.
☐ Each employee listed has been paid the required applicable wages per hour with no fringe benefit contributions paid by the contractor.

☐ Prime Contractor
☐ Subcontractor

Contractor Name:	Address:
Telephone:	Fax:

_____ _____ _____
Printed Name / Title Signature Date

NRS 338.070:

4. The contractor and each subcontractor shall keep or cause to be kept an accurate record showing the name and the actual per diem, wages and benefits paid to each workman employed by him in connection with the public work.

5. The record must be open at all reasonable hours to the inspection of the public body awarding the contract, and its officers and agents. The contractor or subcontractor shall ensure that a copy of the record for each calendar month is received by the public body awarding the contract no later than 15 days after the end of the month. The copy must be open to public inspection as provided in NRS 239.010. The record in the possession of the public body awarding the contract may be discarded by the public body 2 years after final payment is made by the public body for the public work.

6. Any contractor or subcontractor, or agent or representative thereof, performing work for a public work who neglects to comply with the provisions of this section is guilty of a misdemeanor.



NON-PERFORMANCE PAYROLL REPORT FOR PUBLIC WORKS PROJECTS

Pursuant to Chapter 338 of NRS and NAC, respectively, the contractor and each subcontractor shall keep or cause to be kept an accurate record showing the name and the actual per diem, wages and benefits paid to each workman employed by him in connection with the public work. The contractor or subcontractor shall ensure that a copy of the record for each calendar month is received by the public body awarding the contract no later than 15 days after the end of the month.

Report # _____ ☐ Regular Weekly Report ☐ . Final Report Bid/Project # _____ PWP- _____

Project Title _____ Public Body Awarding Contract **WASHOE COUNTY SCHOOL DISTRICT**

Prime Contractor Name & Address _____ License # _____

Subcontractor Name & Address _____ License # _____

Payroll period _____, _____ to _____ _____

Month and Day Year Month and Day Year

I hereby certify that no employees or owner/operators were used on the construction of this Public Works project during the payroll period above.

_____ _____ _____

Name & Title (please print) Signature Date

STATE OF NEVADA

JOE LOMBARDO
GOVERNOR

DR. KRISTOPHER SANCHEZ
DIRECTOR

BRETT K. HARRIS, ESQ.
LABOR COMMISSIONER



OFFICE OF THE LABOR COMMISSIONER
3340 WEST SAHARA AVENUE
LAS VEGAS, NV 89102
PHONE: (702) 486-2650
FAX (702) 486-2660
OFFICE OF THE LABOR COMMISSIONER
1818 COLLEGE PARKWAY, SUITE 102
CARSON CITY, NV 89706
PHONE: (775) 684-1890
FAX (775) 687-6409
EMAIL: PUBLICWORKS@LABOR.NV.GOV

2027 PREVAILING WAGE RATES
WASHOE COUNTY REGION

Amendment #01 Effective 10/13/26

DATE OF DETERMINATION: October 1, 2026

APPLICABLE FOR PUBLIC WORKS PROJECTS OVER $100,000 BID/AWARDED OCTOBER 1, 2026, THROUGH SEPTEMBER 30, 2027

PREVAILING WAGE DETERMINATIONS - NRS 338.030(7), the wages so determined must be:

(a) Issued by the Labor Commissioner on October 1 of the odd-numbered year in which the survey was conducted and, except as otherwise provided in subsection 8, remain effective for 2 years after that date; and (b) Made available by the Labor Commissioner to any public body which awards a contract for any public work.

Pursuant to NRS 338.025, for determining the prevailing rate of wages pursuant to NRS 338.030, four prevailing wage regions are hereby established in this State as follows:

1. The Washoe Prevailing Wage Region consisting of Washoe County;
2. The Northern Rural Prevailing Wage Region consisting of Carson City and the counties of Churchill, Douglas, Elko, Eureka, Humboldt, Lander, Lyon, Mineral, Storey, Pershing and White Pine;
3. The Clark Prevailing Wage Region consisting of Clark County, and
4. The Southern Rural Prevailing Wage Region consisting of the counties of Esmeralda, Lincoln and Nye.

OBJECTIONS TO PREVAILING WAGE DETERMINATIONS – NRS 338.030(2): Objections to Prevailing Wage Determinations must be submitted within 30 days after the Prevailing Wage Determinations are issued.

Pursuant to NRS 338.030(8), the Labor Commissioner will review the prevailing wage rates in each even-numbered year to determine if adjustments should be made.

Pursuant to Nevada Revised Statutes (NRS) 338.030(9)(a), "If the contract for a public work: (a) Is to be awarded pursuant to a competitive bidding process, the prevailing wages in effect at the time of the opening of the bids for a contract for a public work must be paid until the completion or termination of the contract or for the 36 months immediately following the date on which the bids were opened, whichever is earlier." For contracts not awarded pursuant to competitive bidding, please see NRS 338.030(9)(b). However, if a project exceeds 36 months new wage rates may apply pursuant to NRS section 338.030(9)(10). Prevailing Wage Rates may be adjusted based on Collective Bargaining Agreements (CBA's) and adjustments to those agreements. (See NRS 338.030)

As Amendments/Revisions are made to the wage rates, they will be posted within the corresponding region's prevailing wage determination and updated with the applicable amendment number.

AIR BALANCE TECHNICIAN 4
ALARM INSTALLER 5
BOILERMAKER 6
BRICKLAYER 7
CARPENTER 9
CEMENT MASON 11
ELECTRICIAN - COMMUNICATION TECHNICIAN 12
ELECTRICIAN - LINEMAN/GROUNDMAN/HEAVY EQUIPMENT OPERATOR 13
ELECTRICIAN - NEON SIGN 14
ELECTRICIAN - WIREMAN 15
ELEVATOR CONSTRUCTOR 16
FENCE ERECTOR 18
FLAG PERSON 19
FLOOR COVERER 20
GLAZIER 21
HIGHWAY STRIPER 22
HOD CARRIER-BRICK MASON TENDER 23
HOD CARRIER-PLASTERER TENDER 24
IRONWORKER 26
LABORER 29
LUBRICATION AND SERVICE ENGINEER (EQUIPMENT GREASER MOBILE AND GREASE RACK) 30
MECHANICAL INSULATOR 31
MILLWRIGHT 32
OPERATING ENGINEER 35
OPERATING ENGINEER - STEEL FABRICATOR & ERECTOR 35
OPERATING ENGINEER - PILE DRIVER 36
PAINTER 38
PILE DRIVER 40
PLASTERER 41
PLUMBER/PIPEFITTER 42
REFRIGERATION MECHANIC 43
ROOFER 44
SHEET METAL WORKERS 46
SOILS and MATERIAL TESTER 47
SPRINKLER FITTER 48
SURVEYOR 49
TAPER 50
TILE SETTER/TERRAZZO WORKER/MARBLE MASON FINISHER 52
TILE SETTER/TERRAZZO WORKER/MARBLE MASON 53
TRAFFIC BARRIER ERECTOR 54
TRUCK DRIVER 55
WELL DRILLER 56

GROUP CLASSIFICATIONS 57
LABORER 57
OPERATING ENGINEER 60

NRS 338.010(25) "Wages" means:

a) The basic hourly rate of pay; and
b) The amount of pension, health and welfare, vacation and holiday pay, the cost of apprenticeship training or other similar programs or other bona fide fringe benefits which are a benefit to the worker.

Pursuant to NRS 338.010(26) & NRS 338.020(3), overtime is calculated on the Prevailing Wage Rate (Base + Fringe) unless otherwise noted below in the premium pay section for *each* craft.

NRS 338.035 Bona Fide Fringe Benefits - Discharge of part of obligation of contractor or subcontractor engaged on public work to pay wages by making certain contributions in name of workman. "Bona fide fringe benefit" means a benefit in the form of a contribution that is made not less frequently than monthly to an independent third party pursuant to a fund, plan or program: (a) Which is established for the sole and exclusive benefit of a worker and his or her family and dependents; and (b) For which none of the assets will revert to, or otherwise be credited to, any contributing employer or sponsor of the fund, plan or program. The term includes, without limitation, benefits for a worker that are determined pursuant to a collective bargaining agreement and included in the determination of the prevailing wage by the Labor Commissioner pursuant to NRS 338.030.

Please see NRS 338.010, 338.020, and 338.035 and Nevada Administrative Code (NAC) 338.0097 and 338.092 through 338.100 for further details on "bona fide fringe benefits," reporting requirements, and exceptions.

Job Descriptions for Recognized Classes of Workers

Regarding job descriptions for public works projects, please take notice of the following:

1. The job description links have been redacted to include ONLY the scope of work for the craft.
2. Pursuant to NAC 338.0095(1)(a): A worker employed on a public work must be paid the applicable prevailing rate of wage for the type of work that the worker actually performs on the public work and in accordance with the recognized class of the worker.
3. The work description for a particular class is not intended to be jurisdictional in scope.
4. Any person who believes that a type of work is not classified, or who otherwise needs clarification pertaining to the recognized classes or job descriptions, shall contact the Labor Commissioner in writing for a determination of the applicable classification and pay rate for a particular type of work.
5. The job descriptions set forth or referenced herein supersede any, and all descriptions previously agreed upon by the Labor Commissioner in any settlement agreements or stipulations arising out of contested matters.
6. The following specific provisions, where applicable, shall prevail over any general provisions of the job descriptions:

    - Amendments to the prevailing wage determinations.
    - Group Classifications and/or descriptions recognized by the Labor Commissioner and included with wage determinations for a particular type of work in a particular county.

Zone Rates

The zone rate has been added to each applicable craft.

Premium Pay Premium pay for hours worked in excess of a shift of 8 hours or 12 hours, or such other time increment set forth in the Collective Bargaining Agreement or on a weekend or holiday.

Craft: AIR BALANCE TECHNICIAN (Union Rate)

Prevailing wage rates include the base rate as well as all applicable fringes

Air Balance Technician Journeyman	$96.37
Air Balance Technician-Foreman	$103.20
Air Balance Technician-General Foreman	$110.03

ADD ZONE RATE:

In addition to AIR BALANCE TECHNICIAN add the applicable amounts per hour, rates calculated on one-way drive miles using Google Maps based on shortest distances from the courthouse in Reno, Nevada:

Zone 1	0 to 29 miles	$0.00
Zone 2	30 to 49 miles	$3.00
Zone 3	50 to 100 miles	$6.00
Zone 4	Over 100 miles	$9.00

ADD PREMIUM PAY:

All work performed outside the regular working hours and performed during the regular workweek shall be at one and one-half (1.5) times the straight time rate of pay. Sundays and Holidays shall be paid at double (2x) the straight time rate of pay. When employees work more than sixty (60) hours in a work week, it will be paid at double (2x) time. Double (2x) the straight time rate of pay shall be paid when employees report back to work without an eight (8) hour rest period between shifts.

General Foreman, Foreman, and Stewards who maintain current First Aid/CPR Completion Certificates shall receive an additional Fifty Cents ($0.50) over their base wage.

REGULAR WORKING HOURS: Eight (8) hours between 6:00 am and 4:30 pm, except for the months of May 15 through September 15, in which 5:00 am may be the start time. Other start times must be approved.

WORKWEEK: Five (5) consecutive eight (8) hour days, beginning on Monday and ending with Friday of each week.

****Overtime and Double Time are calculated on the base rate of pay.**

SHIFT DIFFERENTIAL (Not less than five (5) full consecutive days Monday through Friday):

Second Shift (Swing)	4:00 p.m. to 11:30 p.m.	10% per hour increase and eight (8) hours' pay for seven and one-half (7 ½) hours worked
Third Shift (Graveyard)	12:01 a.m. to 7:00 a.m.	15% per hour increase and eight (8) hours' pay for seven (7) hours worked

**If the second shift extends past midnight, the entire second shift shall be paid at the graveyard shift rate. No shift overlap, and shift changes will be permitted on Monday.*

RECOGNIZED HOLIDAYS:

New Year's Day	Presidents' Day	Memorial Day	Independence Day
Labor Day	Veterans Day	Thanksgiving Day	Friday following Thanksgiving Day
Christmas Eve Day	Christmas Day	Days locally observed as such	

**If a holiday falls on Saturday, the Friday preceding shall be a recognized holiday. If a holiday falls on Sunday, the Monday following shall be a recognized holiday.*

JOB DESCRIPTION:

Excerpt from Sheet Metal Local 88 Collective Bargaining Agreement.

Manufacture, fabrication, assembling, handling, erection, installation, dismantling, conditioning, adjustment, alteration, repairing and servicing of all ferrous or nonferrous metal work and all other materials used in lieu thereof and of all HVAC systems, air veyor systems, exhaust systems, and air-handling systems regardless of material used including the setting of all equipment and all reinforcements in connection therewith; all lagging over insulation and all duct lining; testing and balancing of all air-handling equipment and duct work; the preparation of all shop and field sketches whether manually drawn or computer assisted used in fabrication and erection, including those taken from original architectural and engineering drawings or sketches; metal exterior wall systems, and metal roofing.

Craft: ALARM INSTALLER (Non-Union Rate)

Prevailing wage rates include the base rate as well as all applicable fringes

Alarm Installer	$43.43

JOB DESCRIPTION (Copied from O*NET OnLine):

Includes but is not limited to:

- Install, maintain, or repair security systems, alarm devices, or related equipment, following blueprints of electrical layouts and building plans.
- Mount and fasten control panels, door and window contacts, sensors, or video cameras, and attach electrical and telephone wiring to connect components.
- Demonstrate systems for customers and explain details, such as the causes and consequences of false alarms.
- Test and repair circuits and sensors, following wiring and system specifications.

Craft: BOILERMAKER (Non-Union Rate)

Prevailing wage rates include the base rate as well as all applicable fringes

Boilermaker	$79.07

JOB DESCRIPTION (Copied from O*NET OnLine):

Includes but is not limited to:

Construct, assemble, maintain, and repair stationary steam boilers and boiler house auxiliaries. Align structures or plate sections to assemble boiler frame tanks or vats, following blueprints. Work involves use of hand and power tools, plumb bobs, levels, wedges, dogs, or turnbuckles. Assist in testing assembled vessels. Direct cleaning of boilers and boiler furnaces. Inspect and repair boiler fittings, such as safety valves, regulators, automatic-control mechanisms, water columns, and auxiliary machines.

Sample of reported job titles: Boiler Installer, Boiler Mechanic, Boiler Repairman, Boiler Service Technician (Boiler Service Tech), Boiler Technician (Boiler Tech), Boilermaker, Boilermaker Mechanic, Boilermaker Pipe Fitter, Boilermaker Welder, Industrial Boiler Service Technician (Industrial Boiler Service Tech).

- Conduct pressure tests on vessels, such as boilers.
- Study blueprints to determine locations, relationships, or dimensions of parts.
- Examine boilers, pressure vessels, tanks, or vats to locate defects, such as leaks, weak spots, or defective sections, so that they can be repaired.
- Inspect assembled vessels or individual components, such as tubes, fittings, valves, controls, or auxiliary mechanisms, to locate any defects.
- Lay out plate, sheet steel, or other heavy metal and locate and mark bending and cutting lines, using protractors, compasses, and drawing instruments or templates.
- Bell, bead with power hammers, or weld pressure vessel tube ends to ensure leakproof joints.
- Locate and mark reference points for columns or plates on boiler foundations, following blueprints and using straightedges, squares, transits, or measuring instruments.
- Shape or fabricate parts, such as stacks, uptakes, or chutes, to adapt pressure vessels, heat exchangers, or piping to premises, using heavy-metalworking machines such as brakes, rolls, or drill presses.
- Position, align, and secure structural parts or related assemblies to boiler frames, tanks, or vats of pressure vessels, following blueprints.
- Clean pressure vessel equipment, using scrapers, wire brushes, and cleaning solvents.
- Repair or replace defective pressure vessel parts, such as safety valves or regulators, using torches, jacks, caulking hammers, power saws, threading dies, welding equipment, or metalworking machinery.
- Attach rigging and signal crane or hoist operators to lift heavy frame and plate sections or other parts into place.
- Straighten or reshape bent pressure vessel plates or structure parts, using hammers, jacks, or torches.
- Shape seams, joints, or irregular edges of pressure vessel sections or structural parts to attain specified fit of parts, using cutting torches, hammers, files, or metalworking machines.
- Bolt or arc weld pressure vessel structures and parts together, using wrenches or welding equipment.
- Install manholes, handholes, taps, tubes, valves, gauges, or feedwater connections in drums of water tube boilers, using hand tools.
- Assemble large vessels in an on-site fabrication shop prior to installation to ensure proper fit.
- Install refractory bricks or other heat-resistant materials in fireboxes of pressure vessels.

Craft: BRICKLAYER (Union Rate)

Prevailing wage rates include the base rate as well as all applicable fringes

Bricklayer Journeyman	$64.38
Bricklayer Foreman-10 persons	$65.38
Bricklayer Foreman-11-20 persons	$66.38
Bricklayer Foreman- 21-40 persons	$67.38
Bricklayer Foreman-41 or more persons	$68.38
Bricklayer General Foreman	$69.38

ZONE PAY:

Expense payments per day for travel to and from projects located thirty-five (35) or more road miles from the Washoe County Courthouse in Reno:

Zone 1	0 – 34 Road Miles	Free Zone
Zone 2	35 – 75 Road Miles	$50.00 per day, seven days a week
Zone 3	Over 75 Road Miles	$80.00 per day

***Eighty-five dollars ($85.00) subsistence per day, seven days per week, for the duration of the employee's participation on the job and IRS mileage reimbursement rate per road mile traveled in own transportation.*

ADD PREMIUM PAY:

Employees will be paid one and one-half (1.5) times the hourly wage rate for all hours worked over eight (8) in a single day, and double time (2x) after ten (10) hours in a single day. The first ten (10) hours performed on Saturday (regardless of whether the Employer has already made forty (40) hours of work available during the preceding work week) shall be at one and one-half (1.5) times the straight time rate, and all work performed thereafter shall be paid at double (2x). Sundays and Holidays shall be paid at double (2x) the straight time of pay. If the employee did not work forty (40) straight time hours in the preceding week, that employee shall be paid at one and one-half (1.5) the hourly wage rate for that portion of the Sunday work required to reach forty (40).

Exceptions: The Saturday falls on a Union recognized holiday—all hours should be paid at double (2x); Where it was not possible to work Monday through Friday of the preceding work week due to weather conditions or a breakdown of a piece of major equipment on the jobsite then up to eight (8) hours of work on Saturday may be performed at the straight time wage rate; the employer and employee agree that the missed day (up to eight (8) hours of work) can be made up by working Saturday at the straight time rate, written notice must be provided to the Union and signed by the employee.

STANDARD WORKDAY: Eight (8) continuous hours of work between the hours of 5:30 a.m. and 4:30 p.m. Monday through Friday. The normal starting and quitting times may be changed by the Employer in accordance with job site requirements established by the general contractor and upon notice. However, the Employer's right to adjust starting and quitting times shall be subject to the additional shift rates set forth below.

****Overtime and Double Time shall be calculated on the base rate of pay.**

SHIFT DIFFERENTIAL:

First Shift (Day)	Starting time between 5:30 a.m. and 10:00 a.m.	Standard hourly wage.
Second Shift (Swing)	If two shifts are established, shall receive eight (8) hours at the basic straight time rate	Additional $0.50 per hour for each of those eight hours.
Third Shift (Graveyard)	If three shifts are established, shall consist of seven (7) hours of continuous work, plus one half-hour unpaid lunch period midway through the shift.	Additional $3.25 for each of those seven (7) hours. Time worked in excess of seven (7) hours on the third shift shall be paid at one and one-half (1.5) the straight time rate.

RECOGNIZED HOLIDAYS:

New Year's Day	Presidents' Day	Memorial Day	Independence Day
Labor Day	Veterans Day	Thanksgiving Day	Friday following Thanksgiving Day
Christmas Day			

**Any holiday falling on a Sunday will be observed on the Monday following, and any holiday falling on a Saturday will be observed on the preceding Friday.*

JOB DESCRIPTION:

Excerpt from Bricklayer and Allied Craftworkers Local Union No. 13 Collective Bargaining Agreement.

Brick Masonry shall consist of, but not be limited to, the following work procedures and installation of the following materials:

The laying of brick made from any material in, under or upon any structure or form of work where bricks are used, whether in the ground, or over its surface, or beneath water; in commercial and residential buildings, rolling mills, iron works, blast or smelter furnaces, lime or brick kilns; in mines or fortifications, and in all underground work, such as sewers, telegraph, electric and telephone conduits; including the installation of substitutes for brick such as all carbon materials, Karbate, Impervite or mixtures, all acid resistant materials, all terra cotta and porcelain materials, except where the foregoing materials are manufactured to substitute for tile as provided for under the category of Section 8, C, of this Code.
All cutting of joints, pointing, cleaning and cutting of brick walls, fireproofing, blockarching, terra cotta cutting and setting, the laying and cutting of all tile plaster, mineral-wool, cork blocks and glass masonry, or any substitute for above materials, the laying of all pipe sewers or water mains and the filling of all joints on the same when such sewers or conduits are of any vitreous material, burnt clay or cement, or any substitute material used for the above purpose, the cutting, rubbing and grinding of all kinds of brick and the setting of all cut stone trimmings on brick buildings, and the preparation and erection of plastic, castables or any refractory materials.

Cleaning, grouting, pointing, and other work necessary to achieve and complete the work under the foregoing categories; all waterproofing and black mastic waterproofing, silicone and/or substitutes sandwiched between masonry units in the interior of the wall.

All terra cotta called unit tile in sizes over 6"x12" regardless of method of installation; all quarry tile over 9"x9"x1 1/4" in size; split brick or quarry tile or similar material if bedded and jointed with one operation. The bedding, jointing, and pointing of the above materials shall be the work of the craft installing same.

All burnt clay extruded cellular products regardless of trade name or method of installation when used as a veneer on structures; all clay products known as terra cotta tile, unit tile, ceramic veneer and machine-made terra cotta and like materials in sizes larger than 6"x12", regardless of the method of installation. Where the preponderance of material to be installed is of the above size, and when material of lesser sizes is to be used in connection therewith, the bricklayers shall install all such materials. Brick paving comes under bricklayers' trade classification.

The preparation, setup, calibration, operation, cleaning, and routine maintenance of any mechanical devices or robotics used to install masonry units and materials, or that otherwise assist the mason in performing any of the work described in Article II and Code 1 of the IU Constitution, as well as the preparation and ongoing maintenance of the work area to allow proper installation of masonry units and materials.

Craft: CARPENTER (Union Rate)

Prevailing wage rates include the base rate as well as all applicable fringes

Carpenter Journeyman	$68.42
Carpenter Foreman	$72.73
Carpenter General Foreman	$77.47

**No employee shall have a primary work assignment of layout without receiving the foreman wage scale.*

ADD ZONE RATE:

In addition to CARPENTER rates, add the applicable amounts per hour, calculated from the Washoe County Courthouse:

Zone 1	Within 75 road miles	$0.00
Zone 2	Between 75 to 150 road miles	$6.00
Zone 3	Between 150 to 300 road miles	$7.00
Zone 4	In excess of 300 road miles	$8.00

**Workers performing outside of the free zones shall receive the appropriate remote area allowance for not less than eight (8) hours per day. Remote area differential shall be considered part of the basic wage rate for the purpose of computing overtime hourly wage rates. When the contractor furnishes daily transportation to the workers from Reno or Carson City to and from the jobsite, no travel time, subsistence, or remote area shall be paid. The workers will travel one way during regular working hours and one way outside of regular.*

ADD PREMIUM PAY:

Any work performed over eight (8) hours per day and on Saturdays shall be compensated at one and one-half (1.5) the appropriate hourly rate. All work performed on Sundays, holidays, and over twelve (12) hours in one (1) day shall be paid at two times (2x) the appropriate hourly rate.

REGULAR CONSTITUTED SHIFT: Eight (8) consecutive hours, exclusive of the meal period, between the hours of 5:30 a.m. and 5:00 p.m. Monday through Friday. An earlier start time must be arranged.

****Overtime and Double Time are paid on the total Taxable Wage.**

SHIFT DIFFERENTIAL:

Two Shifts	When shift work is performed, it must continue for a period of not less than five (5) consecutive workdays. When two (2) shifts are employed, both shifts shall work eight (8) hours at the regular straight time rate or a proportionate part thereof for the time worked. In two (2) shift operations, the first shift shall have a regular starting time not earlier than 5:00 a.m. and not later than 8:00 a.m., unless modified by mutual agreement of the Union and Employer.
Three Shifts First Shift (Day)	When three (3) shifts are employed for five (5) or more consecutive days, the first shift shall be eight (8) consecutive hours (exclusive of meal period). The first shift shall start at 8:00 a.m.
Second Shift (Swing)	The second shift shall be seven and one-half (7½) hours. All shifts shall be compensated at eight (8) times the straight time hourly rate (exclusive of meal period). Shifts shall run consecutively for five (5) days or more
Third Shift (Graveyard)	The third shift shall be seven (7) hours. All shifts shall be compensated at eight (8) times the straight time hourly rate (exclusive of meal period). Shifts shall run consecutively for five (5) days or more

**In no event shall the regular working hours of different shifts overlap, and any interval between shifts shall not exceed one (1) hour.*

RECOGNIZED HOLIDAYS:

New Year's Day	Memorial Day	Independence Day	Labor Day
Admission Day	Thanksgiving Day	Friday after Thanksgiving	Christmas Day

**Holidays falling on Sundays shall be observed on the following Monday; holidays falling on Saturdays shall be observed on the prior Friday. No work shall be performed on Labor Day, except to preserve life and property.*

JOB DESCRIPTION:

Excerpt from Wall and Ceiling Alliance and Western States Regional Council of Carpenters and Affiliated Local Unions Northern Nevada Master Labor Agreement.

1) All building construction, including but not limited to the construction, erection, alteration, repair, modification, demolition, addition, or improvement in whole or in part of any building structure. All rigging of Carpenters, and Piledrivers' materials.

(2) All heavy, highway and engineering construction, including but not limited to the construction, improvement, modification and demolition of all or any part of the streets, highways, bridges, viaducts, railroads, tunnels, airports, water supply, irrigation, flood control and draining systems, sewers and sanitation projects, dams, power houses, refineries, aqueducts, canals, river and harbor projects, wharves, docks, breakwaters, jetties, quarrying of breakwaters or rip rap stone or operations incidental to such heavy construction work and whether such work is above or below the water line level.

(3) Work shall include but not be limited to all carpenter, concrete form work, mass timber, shoring, drywall, metal stud, drywall finishing, floor treatments, plaster, scaffold, modular furniture, trade show work, insulation, firestop, acoustical, metal frames, including siding attached thereto, architectural metal and decorative metal panels, shingles, roofing, and plastics used in the performance of carpentry work, operation of the Pettibone and forklift incidental to carpentry work, stocking, scrapping and transportation of all carpentry materials and lathing work on such construction, including but not limited to plastics and such work in connection with new methods of construction or use of materials.

(4) All interior and/or exterior wall finish work, including EIFS and other wet wall finish work.

(5) Modular furniture work.

Craft: CEMENT MASON (Union Rate)

Prevailing wage rates include the base rate as well as all applicable fringes

Cement Mason - Journeyman	$60.92
Cement Mason - Foreman	$65.42
Cement Mason – General Foreman	$67.42

ADD ZONE RATE:

In addition to CEMENT MASON rates, add the applicable amounts per hour, calculated from the Washoe County Courthouse:

Zone 1	0 to 75 miles	$0.00
Zone 2	76 to 150 miles	$6.00
Zone 3	151 to 300 miles	$7.00
Zone 4	Over 300 miles	$8.00

ADD PREMIUM PAY:

Any work performed over eight (8) hours per day shall be compensated at time and one-half (1.5x) the appropriate hourly rate. All work performed after twelve (12) consecutive hours shall be paid at double (2x) the appropriate rate. All work performed on Saturdays shall be compensated at time and one-half (1.5x) the appropriate hourly rate. All Sunday and Holiday work shall be paid for at double time (2x).

****Overtime and Double Time shall be calculated from the base rate of pay.**

ADDITIONAL PREMIUM PAY:

Mastic Magnesite & All Composition Masons	$0.25 per hour

RECOGNIZED HOLIDAYS:

New Year's Day	Memorial Day	Independence Day	Labor Day
Admission (Nevada) Day	Thanksgiving Day	Family Day	Christmas

**Holidays falling on Sundays shall be observed on the following Monday.*

JOB DESCRIPTIONS:

Excerpt from Operative Plasterers' and Cement Masons' Northern Nevada OP&CMIA Local 797 Master Labor Agreement.

(a) All building construction, including but not limited to the construction, erection, alteration, repair, modification, demolition, addition or improvement in whole or part of any building structure.

(b) All heavy highway and engineering construction, including but not limited to the construction, improvement modifications and demolition of all or part of any streets and highways (including sidewalks, curbs and gutters,) bridges, viaducts, railroads, tunnels, airports, water supply, irrigation, flood control and drainage systems, sewer and sanitation projects, wharves, docks, breakwaters or rip-rap stone, or operation incidental to such heavy construction work.

The work to be performed by Cement Masons shall include but not be limited to the following, when tools of the Cement Masons trade are used or required:

Setting screeds, screed pins, curb forms and curb and gutter forms, rodding, spreading and tamping concrete, hand application of curing compounds, applying topping (wet or dry) colors or grits; using Darby and push floats, hand troweling or hand floating; marking edging, brooming or brushing, using base cove or step tools; chipping, and stoning, patching or sacking; dry packing; spreading and finishing gypsum, operating mechanical finishers (concrete) such as Clary, Jackson, Bidwell Bridge Deck Paver or similar types; grinding machines; troweling machines, floating machines powered concrete saws; finishing of epoxy and resin materials, bush hammering and exposed finishes for architectural work. Operation of skill saw, chain saw, Laser Screed, Laser Level, Curb and Slipform machines, Epoxy Type Injection pumps, stamps or other means of texturing, any new devices, which are beneficial to the construction of or with concrete or related products.

Craft: ELECTRICIAN COMMUNICATION TECHNICIAN (Non-Union Rate)

Prevailing wage rates include the base rate as well as all applicable fringes

Electrician Communication Technician	$52.56

JOB DESCRIPTION (copied from O*NET OnLine):

ELECTRONIC COMMUNICATION TECHNICIAN, includes but is not limited to:

Install, set up, rearrange, or remove switching, distribution, routing, and dialing equipment used in central offices or headends. Service or repair telephone, cable television, Internet, and other communications equipment on customers' property. May install communications equipment or communications wiring in buildings.

- Demonstrate equipment to customers and explain its use, responding to any inquiries or complaints.
- Test circuits and components of malfunctioning telecommunications equipment to isolate sources of malfunctions, using test meters, circuit diagrams, polarity probes, and other hand tools.

- Test repaired, newly installed, or updated equipment to ensure that it functions properly and conforms to specifications, using test equipment and observation.
- Climb poles and ladders, use truck-mounted booms, and enter areas such as manholes and cable vaults to install, maintain, or inspect equipment.

- Assemble and install communication equipment such as data and telephone communication lines, wiring, switching equipment, wiring frames, power apparatus, computer systems, and networks.

Craft: ELECTRICIAN LINEMAN/GROUNDMAN/HEAVY EQUIPMENT OPERATOR (Union Rate)

Prevailing wage rates include the base rate as well as all applicable fringes

Electrician-Groundman	$64.88
Lineman-Journeyman	$101.19
Lineman-Foreman	$109.44
Lineman-General Foreman	$117.81
Lineman-Equipment Man	$78.63

ADD PREMIUM PAY:

All work performed outside of the regular scheduled working hours and on Saturdays, Sundays, and holidays shall be paid at double (2x) the regular straight-time rate of pay.

WORKDAY & WORKWEEK: Eight (8) hours of work between 8:00 am and 4:30 pm. Monday through Friday.

***Overtime and Double Time are calculated on the straight-time hourly rate (base rate).**

SHIFT DIFFERENTIAL:

First Shift (Day)	8:00 am and 4:30 pm	regular hourly rate
Second Shift (Swing)	4:30 pm and 1:00 am	regular hourly rate plus 10%
Third Shift (Graveyard)	12:30 am and 8:00 am	regular hourly rate plus 15%

**There is no pyramiding of overtime rates, and double the straight rate is the maximum for any hour worked. There shall be no requirement for a day shift when either the second or third shift is worked.*

RECOGNIZED HOLIDAYS:

New Year's Day	Presidents' Day	Memorial Day	Fourth of July
Labor Day	Nevada Day	Thanksgiving Day	Friday following Thanksgiving
Christmas Day			

**Holidays falling on Saturdays and Sundays do not require the employer to observe those holidays on a Friday or Monday*

JOB DESCRIPTION:

Excerpt from Western Line Constructors Chapter of NECA and IBEW Local 1245

Outside, overhead and underground construction and maintenance work on electrical transmission lines, switch yards, substations and distribution systems which shall include: Pole line work (whether built of wood, metal or other material): the digging and back-filling of holes for poles or anchors (by hand or mechanical equipment): the loading or unloading, handling, sorting and moving of materials; the assembly or erection of all materials including the guying, stringing of conductors and fiber optics or other work necessary on through to the ultimate completion of such pole work.

Steel or metal structures used for the purpose of carrying electrical wire, conductors, or equipment (this includes transmission towers, outdoor substations, switch racks, or similar electrical structures); the moving of men, tools or equipment; the loading or unloading, handling, sorting and moving of materials; the assembly and erection of all materials used on the job site, including the assembly of the grillage and foundations, on through to the ultimate completion of such structures. Work covered shall include the grounding of all such structures except the bonding of stub-angle to rebar cage; the stringing and installation of wires, cables and insulators or other electrical equipment suspended from structure; also the handling and placing of transformers or O.C.B.'s and other related electrical equipment.

The moving of men, tools or equipment; the loading or unloading, handling, sorting and moving of materials; the assembly of all electrical materials on race-ways such as ducts. This shall also include CIC (cable in conduit), CC (coiliable conduit), the placing of fish wire, the pulling of cables or wires through such race ways, installing and making up of termination and the splicing of such conductors.

Craft: ELECTRICIAN – NEON SIGN (Non-Union Rate)

Prevailing wage rates include the base rate as well as all applicable fringes

Electrician Neon Sign Journeyman	$66.94

JOB DESCRIPTION (Copied from O*NET OnLine):

- Installing, servicing and repairing plastic, neon and illuminated signs;
- Ascending ladders or operating hydraulic or electric hoist to install, service, or examine sign to determine cause of malfunction;
- Wiring, rewiring or removing defective parts and installing new parts using electrician's tools;
- Removing sign or part of sign for repairs, such as structural fabrication, scroll repair, or transformer repair.

Craft: ELECTRICIAN WIREMAN (Union Rate)

Prevailing wage rates include the base rate as well as all applicable fringes

Wireman	$83.81
Wireman-Cable Splicer	$91.61
Wireman Forman	$91.61
Wireman General Foreman	$96.81

ADD ZONE RATE:

In addition to ELECTRICIAN-WIREMAN rates, add the applicable amounts per hour, calculated from Washoe County Courthouse, Reno Nevada:

Zone 1	0 to 50 miles	$0.00
Zone 2	51 to 70 miles	$3.00
Zone 3	71 to 90 miles	$10.00
Zone 4	91 miles and over	$15.00

ADD PREMIUM PAY:

Overtime at the rate of one and one-half (1 1/2) times the regular straight time rate of pay will be paid on the first (2) hours of work before or after the regular workday. Saturday overtime is one and one-half (1.5) times the regular rate for the first eight (8) hours and two times (2x) the rate thereafter. Sundays and holidays shall be paid double (2) times the straight rate of pay. Double the straight time rate is the maximum rate paid; no pyramiding of overtime rates.

WORKDAY & WORKWEEK: Eight (8) consecutive hours between 6:00 am and 6:00 pm, Monday through Friday.

****Overtime and Double Time are calculated on the base rate of pay.**

SHIFT DIFFERENTIAL:

First Shift (Day)	Eight (8) consecutive hours worked between 8:00 am and 4:30 pm	Regular hourly rate
Second Shift (Swing)	Eight (8) consecutive hours worked between 4:30 pm and 1:00 am	Regular hourly rate plus 17.3% for all hours worked
Third Shift (Graveyard)	Eight (8) consecutive hours worked between 12:30 am and 9:00 am	Regular hourly rate plus 31.4% for all hours worked

**Any shift starting time may be varied by up to two (2) hours.*

RECOGNIZED HOLIDAYS:

New Year's Day	Memorial Day	Fourth of July	Labor Day
Admission(Nevada) Day	Veterans Day	Thanksgiving Day	Friday after Thanksgiving Day
Christmas Day			

**Holidays falling on Saturday shall be observed on the previous Friday. Holidays falling on Sunday shall be observed on the following Monday.*

JOB DESCRIPTION:

Excerpt from Agreement between NECA and Local Union 401, IBEW.

All electrical construction, installation, or erection work including fabrication or prefabrication of boxes, brackets, bends and nipples and all electrical maintenance thereon including the final running tests. This shall include the installation and maintenance of temporary wiring and the installation of all electrical lighting, heat and power equipment, installation of all raceway systems, including underground conduits and all supports, underground utility conduits, photovoltaic power generation systems, wind power generation systems and geothermal power generating systems. Further all salvage of electrical work shall be included.

Craft: ELEVATOR CONSTRUCTOR (Union Rate)

Prevailing wage rates include the base rate as well as all applicable fringes

Elevator Constructor-Journeyman Mechanic.	$135.37
Elevator Constructor-Journeyman Mechanic In Charge	$147.18

ADD ZONE RATE:

In addition to ELEVATOR CONSTRUCTOR rates, add the applicable amounts per day, calculated from Washoe County Courthouse, Reno Nevada:

Free Zone	0 to 12 miles	$0.00
Zone 1	12 to 17 miles	$31.77
Zone 2	17 to 22 miles	$63.54
Zone 3	22 to 27 miles	$95.31
Zone 4	27+ miles	$115.00

ADD PREMIUM PAY:

Work performed on Saturdays, Sundays, and before and after the regular working day Monday to Friday is to be paid at double (2x) the regular rate. Work done on holidays shall be paid at double (2x) the regular rate. When four (4) or more men, including the Elevator Constructor Mechanic-In-Charge, are employed on new construction or modernization jobs, the Elevator Constructor Mechanic-in-Charge of the job shall have his hourly rate increased 12-1/2% (12.5%) for all hours worked

WORKDAY & WORKWEEK: Eight (8) hours worked between 6:00 a.m. and 5:00 p.m. Monday through Friday.

****Overtime (2x) is calculated on the base rate of pay.**

SHIFT DIFFERENTIAL:

First Shift (Day)	8:00 a.m. to 4:30 p.m.	Standard hourly rate
Second Shift (Swing)	4:30 p.m. to 12:30 a.m.	7 1/2 hrs. for 8 hrs. pay & fringe plus 10%
Third Shift (Graveyard)	12:30 a.m. to 8:00 a.m.	7 hrs. for 8 hrs. pay & fringe plus 15%

**Shift work shall not be permitted except in cases where at least two (2) shifts per day are established for at least five (5) or more consecutive days including Saturday, Sunday, or Holiday when worked.*

RECOGNIZED HOLIDAYS:

New Year's Day	Memorial Day	Independence Day	Labor Day
Veterans Day	Thanksgiving Day	Friday after Thanksgiving	Presidents' Day
Christmas Day			

**All recognized holidays are paid holidays. Holidays falling on Saturday shall be observed on the previous Friday. Holidays falling on Sunday shall be observed on the following Monday.*

JOB DESCRIPTION:

Excerpt from Agreement of International Union of Elevator Constructors Local 8.

The handling and unloading of all equipment coming under the jurisdiction of the Elevator Constructor, from the time such equipment arrives at or near the building site, shall be handled and unloaded by the Elevator Constructors. Mechanical equipment such as a forklift or truck mounted swing boom may be used by the Elevator Constructors. A derrick, crane or material hoist can be used under the supervision of Elevator Constructors to handle and unload the heavy material where unusual conditions are expected to exist prior to delivery of equipment at or near the building site in regard to handling and unloading of equipment in the primary or secondary jurisdiction of the local union, the Company shall contact the Local's Business Representative to make appropriate arrangements for the handling and unloading of such equipment. In areas outside the jurisdiction of the local union, the Company shall contact the Regional Director.

The erecting and assembling of all elevator equipment to wit: electric, hydraulic, steam, belt, dumbwaiters, residence elevators, parking garage elevators (such as Bowser, Pigeon Hole, or similar types of elevators), shuttles, compressed air and handpower, automatic people movers, monorails, airport shuttles and like-named devices used in the transportation of people for short distances of travel (less than 5 miles), as well as vertical reciprocating conveyor systems.

It is understood and agreed that the preassembly of all escalators, moving stairways and link belt carriers that may be done in the factory shall include the following:

Truss or truss sections with tracks, drive units, machines, handrail drive sheaves, drive chains, skirts on the incline sections but not curved sections, step chains and steps installed and permanently aligned.
Balustrade brackets may be shipped attached but not aligned.
Setting of all controllers and all wiring and conduit from the controller.

All other work on escalators, moving stairways and link belt carriers shall be performed in the field before or after the truss or truss sections are joined and/or hoisted and placed in permanent position. This includes any and all work not done in the factory. The erecting and assembly of all theater stage and curtain elevator equipment and guides and rigging thereto, organ consoles and orchestra elevators

All wiring, conduit, and raceways from main line feeder terminals on the controller to other elevator apparatus and operating circuits. Controllers are not to be shipped from the factory with extended wiring attached thereto.
The erecting of all guide rails.
The installation of all grating under the control of the Company. The installation of all counterweight screens, overhead work, either wood or iron, and all material used for mounting of elevator apparatus in machine room, overhead or below.
The drilling of overhead beams for attaching machines, sheaves, kick angles, and all other elevator equipment.
The setting of all templates.
All foundations, either of wood or metal, that should take the place of masonry.
The assembly of all cabs complete.
The installation of all indicators.
The erecting of all electrical or mechanical automatic or semi-automatic gates complete.
The hanging of all automatic or semi-automatic elevator hoistway doors, together with the installation of hangers and tracks.
The installation of all devices for opening and closing and locking of elevator car and hoistway doors and gates.
The drilling of doors for mounting of closing devices.
The drilling of angle supports for mounting of closing devices except one template hole.
The drilling of sills for sill trips.
The operating of temporary cars.
The setting of all elevator pressure open or pit tanks.
The setting of hydraulic power units (power units include: motor, pump, drive valve system, internal piping, muffler, internal wiring, controller and tank). Where power units arrive in parts, they shall be assembled at the job site. The wiring and piping to and between multiple hydraulic power units shall be performed at the job site.
All air cushions with the exception of those built of brick or those put together with hot rivets.
Landing door entrances.

Craft: FENCE ERECTOR (Union Rate)

Prevailing wage rates include the base rate as well as all applicable fringes

Fence Erector (Laborer Group 3)	$56.53

ADD ZONE RATE:

In addition to FENCE ERECTOR, add the applicable amounts per hour, calculated based on road miles from either the Carson City Courthouse or the Washoe County Courthouse:

Zone 1	0 to 75 miles	$0.00
Zone 2	75 to 150 miles	$6.00
Zone 3	150 to 300 miles	$7.00
Zone 4	300 miles or over	$8.00

**No remote area pay shall be paid within ten (10) miles of employee's permanent place of residence in the State of Nevada.*

ADD PREMIUM PAY:

One and one-half (1.5) the regular straight time hourly rate shall be paid for all time worked over eight (8) or ten (10) (if on 4/10 schedule) in one day and on Saturdays. Sundays, Holidays, and all hours worked over twelve (12) in one day are to be paid at double (2x) the regular straight time hourly rate.

WORKDAY & WORKWEEK: Single shift jobs are eight (8) consecutive hours with a starting time between 5:30 am and 8:00 am., Monday through Friday.

****Overtime and Double Time shall be calculated on the Taxable Wage (base rate).**

SHIFT DIFFERENTIAL:

Second (Swing) and Third (Graveyard) Shifts	Shall be paid a 12.5% differential

**Upon approval the Employer may utilize multiple shifts for less than five (5) consecutive days, provided there is a legitimate business or bid specification requirement and the shift differential is paid.*

RECOGNIZED HOLIDAYS:

New Year's Day	Memorial Day	Independence Day	Labor Day
Admission (Nevada) Day	Thanksgiving Day	Family Day	Christmas Day

**If any of these holidays fall on Sunday, the Monday following shall be considered a holiday.*

JOB DESCRIPTION:

Except from Laborers Local 169.

(SEE LABORERS GROUP 3)

Craft: FLAG PERSON (Union Rate)

Prevailing wage rates include the base rate as well as all applicable fringes

Flag Person (Laborer Group 1A)	$55.41

ADD ZONE RATE:

In addition to FLAG PERSON, add the applicable amounts per hour, calculated based on road miles from either the Carson City Courthouse or the Washoe County Courthouse:

Zone 1	0 to 75 miles	$0.00
Zone 2	75 to 150 miles	$6.00
Zone 3	150 to 300 miles	$7.00
Zone 4	300 miles or over	$8.00

**No remote area pay shall be paid within ten (10) miles of employee's permanent place of residence in the State of Nevada.*

ADD PREMIUM PAY:

One and one-half (1.5) the regular straight time hourly rate shall be paid for all time worked over eight (8) or ten (10) (if on 4/10 schedule) in one day and on Saturdays. Sundays, Holidays, and all hours worked over twelve (12) in one day are to be paid at double (2x) the regular straight time hourly rate.

WORKDAY & WORKWEEK: Single shift jobs are eight (8) consecutive hours with a starting time between 5:30 am and 8:00 am., Monday through Friday.

****Overtime and Double Time shall be calculated on the Taxable Wage (base rate).**

SHIFT DIFFERENTIAL:

Second (Swing) and Third (Graveyard) Shifts	Shall be paid a 12.5% differential

**Upon approval the Employer may utilize multiple shifts for less than five (5) consecutive days, provided there is a legitimate business or bid specification requirement and the shift differential is paid.*

RECOGNIZED HOLIDAYS:

New Year's Day	Memorial Day	Independence Day	Labor Day
Admission (Nevada) Day	Thanksgiving Day	Family Day	Christmas Day

**If any of these holidays fall on Sunday, the Monday following shall be considered a holiday.*

JOB DESCRIPTION:

Except from Laborers Local 169. Includes but is not limited to:

1. Directing movement of vehicular traffic through construction projects;
2. Distributing traffic control signs and markers along site in designated pattern;
3. Informing drivers of detour routes through construction sites;

(SEE LABORERS GROUP 1A)

Craft: FLOOR COVERER (Union Rate)

Prevailing wage rates include the base rate as well as all applicable fringes

Floor Coverer Journeyman	$68.04
Floor Coverer Foreman	$72.85

ADD ZONE RATE:

In addition to FLOOR COVERER rates, add the applicable amounts per day calculated based on road miles from the Washoe County Courthouse.

Zone 1	0 to 70 miles	$0.00
Zone 2	Over 70 miles	$75.00

**Excludes the City limits of Fallon and the Fallon NAS.*

ADD PREMIUM PAY:

One and one-half (1.5) times shall be paid after eight (8) hours of work in a single shift up to ten (10) hours. All work performed on Saturday up to eight (8) hours shall be paid at time and one-half (1.5). All work performed after ten (10) hours Monday – Friday, after eight (8) hours on Saturday, and all hours on Sundays and holidays is to be paid at double time (2x).

WORKDAY: Shall consist of eight (8) or ten (10) hours of work depending on the work week, between 6:00 a.m. and 6:00 p.m. with one half (1/2) hour for lunch to be given no later than five (5) hours after the beginning of the shift. Where, in any locality, existing traffic conditions, job conditions, or weather conditions render it desirable to start the day shift at an earlier hour, such starting time may be instituted by the Employer upon written notice

WORKWEEK: The regular workweek shall consist of five (5) eight (8) hour workdays, Monday through Friday or four (4) consecutive ten (10) hour workdays between Monday and Friday.

****Overtime & Double Time shall be calculated on the base rate of pay.**

SHIFT DIFFERENTIAL:

Work done between 6:00 p.m. and 6:00 a.m.	20% above base wage for all hours worked

**Shift Work shall only be considered when an employee works a regular eight (8) or ten (10) hour day, forty (40) hour week. It shall not be used in place of overtime.*

RECOGNIZED HOLIDAYS:

Memorial Day	New Year's Day	Independence Day	Labor Day
Admission(Nevada)Day	Thanksgiving Day	Family Day	Christmas Day

** In no case shall work be performed on Labor Day from midnight to midnight except to protect life, limb, and property. Holidays falling on Saturday will be observed on the preceding Friday, and holidays falling on Sunday will be observed on the following Monday.*

JOB DESCRIPTION:

Excerpt from Agreement between DC 16 and The Independent Flooring Contractors of Northern Nevada (Local 567):

-All work including and related to the installation of resilient floor, wall, and ceiling materials commonly referred to as carpet, linoleum, vinyl, rubber, cork, asphalt, vinyl composite mastipave, synthetic grass and it's derivatives which includes but is not limited to the operation, maintenance and repair of the following equipment when used in the installation and removal of artificial turf, underlayments and all it's derivatives (forklifts, air compressors and any attachments, skid steer, skip loader, utility cart/top dresser, and lay-mor ride on sweeper), prefinished hardwood, laminates, engineered wood, all applications of pre-finished and laminate floors, epoxy, urethane, plastics, metal, and all similar materials in sheet, tile or liquid form.
-Installation on floors, walls, ceilings, stairs, fixtures, furnishings, or exterior applications on structures, patios, pool perimeters, sport fields, area ways, all other like or similar applications, whether permanent or temporary.
-Measuring, cutting, fabrication, packaging, pickup, delivery and handling of materials and tools that are used by the floor covering industry.
-Preparatory removal of floor covering, wall covering, adhesive and underlayments. The sanding, patching, sealing and priming of the installation surface.
-Installation of lining felt, carpet, pad, underlayment compositions, leveling compounds or any material used as a base for the finished surface.
-Applications and fitting of fasteners, protective and decorative trim relating to the installation such as tackless, tape, nosing, top set or butt-to-base, cap, corner beads, edging, hinging and all other accessories and related sundries.
-Repair, finishing, coating, sculpturing, insets and such other processes relating to the industry.

Craft: GLAZIER (Non-Union Rate)

Prevailing wage rates include the base rate as well as all applicable fringes

Glazier Journeyman	$30.65

JOB DESCRIPTION (copied from O*NET OnLine):

- Install glass in windows, skylights, store fronts, and display cases, or on surfaces, such as building fronts, interior walls, ceilings, and tabletops.
- Read and interpret blueprints or specifications to determine size, shape, color, type, or thickness of glass, location of framing, installation procedures, or staging or scaffolding materials required.
- Determine plumb of walls or ceilings, using plumb lines and levels.
- Install pre-assembled metal or wood frameworks for windows or doors to be fitted with glass panels, using hand tools.
- Fabricate or install metal sashes or moldings for glass installation, using aluminum or steel framing.
- Operate cranes or hoists with suction cups to lift large, heavy pieces of glass.
- Set glass doors into frames and bolt metal hinges, handles, locks, or other hardware to attach doors to frames and walls.
- Cut, fit, install, repair, or replace glass or glass substitutes, such as plastic or aluminum, in building interiors or exteriors or in furniture or other products.
- Drive trucks to installation sites and unload mirrors, glass equipment, or tools.
- Load and arrange glass or mirrors onto delivery trucks, using suction cups or cranes to lift glass.
- Measure mirrors and dimensions of areas to be covered to determine work procedures.
- Cut and attach mounting strips, metal or wood moldings, rubber gaskets, or metal clips to surfaces in preparation for mirror installation.
- Pack spaces between moldings and glass with glazing compounds and trim excess material with glazing knives.
- Assemble, erect, or dismantle scaffolds, rigging, or hoisting equipment.
- Cut and remove broken glass prior to installing replacement glass.
- Secure mirrors in position, using mastic cement, putty, bolts, or screws.
- Measure and mark outlines or patterns on glass to indicate cutting lines.
- Grind or polish glass, smoothing edges when necessary.
- Fasten glass panes into wood sashes or frames with clips, points, or moldings, adding weather seals or putty around pane edges to seal joints.
- Score glass with cutters' wheels, breaking off excess glass by hand or with notched tools.
- Cut, assemble, fit, or attach metal-framed glass enclosures for showers, bathtubs, display cases, skylights, solariums, or other structures.
- Prepare glass for cutting by resting it on rack edges or against cutting tables and brushing thin layer of oil along cutting lines or dipping cutting tools in oil.
- Move furniture to clear work sites and cover floors or furnishings with drop cloths.
- Confer with customers to determine project requirements or to provide cost estimates.
- Select the type or color of glass or mirror according to specifications.
- Measure, cut, fit, and press anti-glare adhesive film to glass or spray glass with tinting solution to prevent light glare.
- Assemble and cement sections of stained glass together.
- Create patterns on glass by etching, sandblasting, or painting designs.

Craft: HIGHWAY STRIPER (Union Rate)

Prevailing wage rates include the base rate as well as all applicable fringes

Highway Striper (Laborer Group 5A)	$59.03
Highway Striper Foreman	$60.53

ADD ZONE RATE:

In addition to HIGHWAY STRIPER, add the applicable amounts per hour, calculated based on road miles from either the Carson City Courthouse or the Washoe County Courthouse:

Zone 1	0 to 75 miles	$0.00
Zone 2	75 to 150 miles	$6.00
Zone 3	150 to 300 miles	$7.00
Zone 4	300 miles or over	$8.00

**No remote area pay shall be paid within ten (10) miles of employee's permanent place of residence in the State of Nevada.*

ADD PREMIUM PAY:

One and one-half (1.5) the regular straight time hourly rate shall be paid for all time worked over eight (8) or ten (10) (if on 4/10 schedule) in one day and on Saturdays. Sundays, Holidays, and all hours worked over twelve (12) in one day are to be paid at double (2x) the regular straight time hourly rate.

WORKDAY & WORKWEEK: Single shift jobs are eight (8) consecutive hours with a starting time between 5:30 am and 8:00 am., Monday through Friday.

****Overtime and Double Time shall be calculated on the Taxable Wage (base rate).**

SHIFT DIFFERENTIAL:

Second (Swing) and Third (Graveyard) Shifts	Shall be paid a 12.5% differential

**Upon approval the Employer may utilize multiple shifts for less than five (5) consecutive days provided there is a legitimate business or bid specification requirement and the shift differential is paid.*

RECOGNIZED HOLIDAYS:

New Year's Day	Memorial Day	Independence Day	Labor Day
Admission (Nevada) Day	Thanksgiving Day	Family Day	Christmas Day

**If any of these holidays fall on Sunday, the Monday following shall be considered a holiday.*

JOB DESCRIPTION:

Excerpt from Laborers Local 169 Master Labor Agreement. Includes but is not limited to:

1. Painting highways, streets and parking surfaces by using manually propelled or mechanically propelled machines, brushes, rollers or spray guns;
2. Installing any device or application of any material used in lieu of paint for traffic direction, including, without limitation, buttons, tapes, plastics, rumble bars and other similar materials;

(SEE LABORERS GROUP 5A)

Craft: HOD CARRIER-BRICK MASON TENDER (Union Rate)

Prevailing wage rates include the base rate as well as all applicable fringes

Hod Carrier-Brick Mason Tender Journeyman	$56.78
Hod Carrier-Brick Mason Tender Foreman	$57.18

ADD ZONE RATE:

In addition to HOD CARRIER-BRICK MASON TENDER rates, add the applicable amounts per mile and day, calculated based on road miles from either the Carson City Courthouse or the Washoe County Courthouse:

Zone Rate	75 miles and over	On all projects over seventy-five (75) road miles from the Washoe County Courthouse, an Employee shall be paid thirty-four cents ($0.34) per mile traveled to the jobsite and back to Reno, once up and once back on a continuous job, plus sixty-five dollars ($65.00) per day.

ADD PREMIUM PAY:

One and one-half (1.5) the regular straight time hourly rate shall be paid for all time worked over eight (8) hours worked in one day or shift and time worked on Saturdays. Double (2x) the regular straight time hourly rate shall be paid for all time worked on Sundays, holidays, and all time worked over twelve (12) hours in one day. Saturdays, Sundays, and Holidays from midnight to midnight.

WORKDAY & WORKWEEK: Single shift jobs are eight (8) consecutive hours with a starting time between 5:30 am and 8:00 am., Monday through Friday.

****Overtime and Double Time are calculated on the basic wage (base rate).**

SHIFT DIFFERENTIAL:

Two Shifts:

First Shift	Start not earlier than 5am or later than 8am. Seven and one-half (7.5) consecutive hours, eight (8) hours pay
Second Shift	Seven and one-half (7.5) consecutive hours, eight (8) hours pay

**Five consecutive days. Upon approval by Business Manager of the Union, may utilize two shifts for less than 5 consecutive days provided there is a legitimate business or bid specification requirement.*

Three Shifts:

First Shift	Start at 8am unless modified by mutual agreement of union and the employer. 8 hours worked for 8 hours pay.
Second Shift	Seven and one-half (7.5) hours worked for 8 hours pay
Third Shift	Seven (7) hours worked for 8 hours pay

**Shifts shall run consecutively for five (5) days or more and with not more than one hour break between shifts. Upon approval by Business Manager of the Union, may utilize two shifts for less than 5 consecutive days provided there is a legitimate business or bid specification requirement. Must be a minimum of eight (8) hour rest period between shifts, otherwise employee will be paid at applicable overtime rate until a minimum of eight (8) consecutive hours of off duty time is allowed before the employees are required to report for work or begin work on a new shift.*

RECOGNIZED HOLIDAYS:

New Year's Day	Memorial Day	Independence Day	Labor Day
Nevada Day	Thanksgiving Day	Family Day	Christmas Day

**If any of these holidays fall on Sunday, the Monday following shall be considered a holiday. If holiday falls on Saturday, the Friday before said holiday or the day observed by Nevada will be considered to be the holiday.*

.**JOB DESCRIPTION:**

Excerpt from Agreement between No. NV Masonry Contractors and LiUNA Local 169.

Conveying of all materials used by the Brick and Stone Masons from the first point of delivery to the Mechanic whether done manually or by a piece of machinery or equipment devised to replace the wheelbarrow or buggy, including but not limited to the forklift. The handling of Bricks, Blocks, mortar, or any other material to serve the bricklayer in any capacity building and dismantling scaffolds of any kind or type used by Bricklayers for masonry work including but not limited to tower scaffolds, access scaffolds, or other specialty scaffolds, mixing and tempering mortar by hand and/or machine, mixing grout and cleaning up after the bricklayer, the repairing and maintenance of all equipment, either on the job or in the yard.

Craft: HOD CARRIER-PLASTERER TENDER (Union Rate)

Prevailing wage rates include the base rate as well as all applicable fringes

Hod Carrier-Plasterer Tender-Journeyman	$57.12
Hod Carrier-Plasterer Tender- Gun Tender	$58.12
Hod Carrier-Plasterer Tender-Foreman	$58.48

ADD ZONE RATE:

In addition to HOD CARRIER-PLASTERER TENDER rates, add the applicable amounts per hour, calculated based on road miles from either the Carson City Courthouse or the Washoe County Courthouse:

Zone Rate	75 miles and over	Employee shall be paid the currently published IRS standard mileage rate per mile traveled to the jobsite and back to Reno, once up and once back on a continuous job, plus $8.00 per hour for hours worked or room and board at the choice of the Employer

ADD PREMIUM PAY:

One and one-half (1.5) the regular straight time hourly rate shall be paid for all time worked over eight (8) hours worked in one day or shift and time worked on Saturdays. Double (2x) the regular straight time hourly rate shall be paid for all time worked on Sundays, holidays, and all time worked over twelve (12) hours in one day. Saturdays, Sundays, and Holidays from midnight to midnight.

WORKDAY & WORKWEEK: Single shift jobs are eight (8) consecutive hours with a starting time between 5:30 am and 8:00 am., Monday through Friday.

****Overtime and Double Time are calculated on the basic wage (base rate).**

SHIFT DIFFERENTIAL:

Two Shifts:

First Shift	Start not earlier than 5am or later than 8am. Seven and one-half (7.5) consecutive hours, eight (8) hours pay
Second Shift	Seven and one-half (7.5) consecutive hours, eight (8) hours pay

**Five consecutive days. Upon approval by Business Manager of the Union, may utilize two shifts for less than 5 consecutive days provided there is a legitimate business or bid specification requirement.*

Three Shifts:

First Shift	Start at 8am unless modified by mutual agreement of union and the employer. 8 hours worked for 8 hours pay.
Second Shift	Seven and one-half (7.5) hours worked for 8 hours pay
Third Shift	Seven (7) hours worked for 8 hours pay

**Shifts shall run consecutively for five (5) days or more and with not more than one hour break between shifts. Upon approval by Business Manager of the Union, may utilize two shifts for less than 5 consecutive days provided there is a legitimate business or bid specification requirement. Must be a minimum of eight (8) hour rest period between shifts, otherwise employee will be paid at applicable overtime rate until a minimum of eight (8) consecutive hours of off duty time is allowed before the employees are required to report for work or begin work on a new shift.*

RECOGNIZED HOLIDAYS:

New Year's Day	Memorial Day	Independence Day	Labor Day
Nevada Day	Thanksgiving Day	Family Day	Christmas Day

**If any of these holidays fall on Sunday, the Monday following shall be considered a holiday. If holiday falls on Saturday, the Friday before said holiday or the day observed by Nevada will be considered to be the holiday.*

JOB DESCRIPTION:

Excerpt from Agreement between Plasterers Contractors and LIUNA Local Union 169.

Any Employee within the scope of this division tending or serving any other worker performing plasterers work, any plasterer, plasterers, or apprentices in any capacity performing plasterers work including but not limited to, handling and conveying of all materials after delivery used by plasters, including but not limited to, inside finish coat, outside finish coat, brown coat, scratch coat, sprayed or trawled on fireproofing, EIFS systems, and other materials or systems for the same or similar purpose whether done manually or by a piece of machinery or equipment devised to replace the wheelbarrow or buggy, including but not limited to the forklift, tusky hoist, and rigging and signaling for cranes to the point or points of application or installation, making mixing and preparing after delivery all materials used by plasters, whether by hand or machine including but not limited to mixers, pumps for plaster or fire proofing, plaster, finish coats, fireproofing, including Monocoat, Cafco or other materials for the same or similar use, moving any rolling scaffolding,

building and handling all necessary trestle, scaffolding and planking of scaffolding for plasterers and lathers, building mortar boxes, mortar boards and stands, and the repairing and maintenance of all equipment either on the job or in the yard, the spreading of all temporary protective drop cloths, building paper or plastic covers and taping of same (in a composite crew with the plasterers when necessary), the cleaning of all floors, and debris, behind the plasterers or any other worker performing plasterers work in connection with the work performed all work necessary for cold weather protection and cure including but not limited to handling installing or tending to blankets, visqueen, and space heaters, and running putty. Tending to plasterers or any other worker performing plasterers work on EFIS system work shall include all work after the wallboard is installed including but not limited to any preparatory sealing or leveling, placing foam, mesh, and plaster including any rough, finish, and color coats.

Craft: IRONWORKER (Union Rate)

Prevailing wage rates include the base rate as well as all applicable fringes

Ironworker - Journeyman	$90.97
Ironworker - Foreman	$96.16

**Foreman-not less than 10% more than the regular hourly rate of highest paid Journeyman*

ADD ZONE RATE:

In addition to IRONWORKER rates, add the applicable amounts per day, calculated based on a road mile from Reno City Hall.

Zone 1	60 – 75 miles	$20.00 per day
Zone 2	75 – 100 miles	$25.00 per day
Zone 3	100 miles and over	$75.00 per day

ADD TRAVEL REIMBURSEMENT:

In addition to IRONWORKER rates and Zone Pay, the workmen shall be paid a travel reimbursement at the beginning and completion of the job, based on a road mile from Reno City Hall, Nevada:

60 – 75 miles	$25.00 per day
75 – 100 miles	$50.00 per day
100 miles and over	$60.00 per day
Each additional 50 miles	$25.00 per day

ADD PREMIUM PAY:

Time and one-half (1.5) shall be paid for the first two (2) hours worked in excess of eight (8) hours on any regular workday and for the first eight (8) hours worked on Saturday. Double time (2x) to be paid for hours worked over eight (8) on Saturday; all hours over ten (10) in one day; all hours worked on Sunday and holidays.

WORKDAY & WORKWEEK: Eight (8) hours from 5:00 a.m. to 5:00 p.m., Monday through Friday. Day shift may start earlier than 5:00 am if the Union is notified before making the change in start time.

****Overtime and Double Time are calculated on the base rate of pay.**

SHIFT DIFFERENTIAL:

First Shift (Day)	Start between 5:00 am and 9:00 am	Standard hourly wage
Second Shift (Swing)	Start not later than 5:30 pm	Add 6% of hourly wage
Third Shift (Graveyard)	Start not later than 2:30 am	Add 13% of hourly wage
Dedicated Shift	Shift outside of regular workday of not less than three (3) days at eight (8) hours worked per day	Add 6% of hourly wage

RECOGNIZED HOLIDAYS:

New Year's Day	Martin Luther King Jr. Day	Presidents' Day	Memorial Day
Independence Day	Labor Day	Admission Day	Veterans Day
Thanksgiving Day	Day after Thanksgiving Day	Christmas Day	

**All holidays falling on Sunday will be observed on the following Monday; all holidays falling on Friday will be observed the preceding Friday.*

JOB CLASSIFICATION:

Excerpt from Agreement between NV AGC and DC of Ironworkers.

All work in connection with energy producing windmill type towers, wind turbine erection, wind turbine to include but not limited to prep work, bolt up, tensioning or torquing of bolts on base, and all tower section turbine and blade assemblies, turbine towers and cylinders, turbine jackets, turbine blades and rotors, all work in conjunction with assembly and erection of nacelle housings, assembly of interior and exterior platforms for wind turbine towers. All work in connection with Offshore Wind installation, maintenance, manufacturing, rigging and erection including anchorage systems, pylon and steel bases on and offshore locations. All work in connection with multilayered beams, columns, floor panels, including rigging, connecting, bolting up and welding regardless of composition, including plumbing, unloading, and field modification of structural members. All associated waterproofing and integrated flashing systems. All work associated with the installation, modification and welding of stainless steel, including but not limited to reinforcing members, columns, girders, beams, grating, architectural panels and sheeting, handrail, including caps, shoes, and other metallic components. All

work associated with autonomous and semi-autonomous robotic rebar machines and rebar carrying and placing robots. All work associated with autonomous and semi-autonomous robotic welding machines and equipment.

Field fabrication and/or erection or deconstruction of structural, ornamental and reinforcing steel, including but not limited to the fabrication, rigging and signaling, erection and construction of all iron and steel, ornamental lead, bronze, brass, copper and aluminum, plastics and all other substitute materials, including, but not limited to, composites, carbon fiber and fiberglass, all barrier railings, handrail, aluminum, steel, glass and plastic, reinforced concrete structures or parts thereof; bridges, viaducts, inclines, dams, docks, dredges, vessels, locks, gates, guides, aqueducts, reservoirs, spillways, flumes, caissons, cofferdams, subways, tunnels, cableways, tramways, monorails, blast furnaces, stoves, kilns, coolers, crushers, agitators, pulverizers, mixers, concentrators, ovens, cupolas, roof decking such as but not limited to "Cofar", "Trusdeck", Mahon "M"; smoke conveyors, penstocks, flag poles, drums, shafting, shoring, fur and storage rooms, fans and hot rooms, stacks, bunkers, conveyors, dumpers, elevators, vats, tanks, enamel tanks, enamel vats, towers, pans, hoppers, plates, anchors, caps, corbels, lintels, Howe and combination trusses, grillage and foundation work, grating, bucks, partitions, hanging ceilings, hangers, clips, brackets, flooring, floor construction and domes, rolling shutters, curtains, frames; aluminum, rolling fire, won and iron doors, including supports; cast tiling, air ducts, duct and trench frames and plates; wire work, railings, wire cable including pipe, guards, fencing, grill work, sidewalk and vault lights, skylights, roofs, canopies, light steel framing, marquees, awnings and other related equipment elevator and dumb waiter enclosures, elevator cars, tracks, fascias, aprons, operating devices, steel and aluminum sash, hardware and screens, frames, fronts, lockers, racks, book stacks, tables, shelving, metal furniture, seats, chutes, escalators, stairways including pre-engineered stairs, ventilators, boxes, fire escapes, signs, jail and cell work, safes, vaults, vault doors, safe deposit boxes, corrugated sheets when attached to steel frames, including insulation; frames in support of boilers; materials altered in field such as framing, cutting, bending, drilling, burning and welding including by acetylene gas and electric machines; metal forms and false work pertaining to concrete construction; seismic isolation systems and dampening systems including base isolators, sectional water tube and tubular boilers and stokers; traveling sheaves, vertical hydraulic elevators, bulkheads, skip hoists, making and installation of articles made of wire and fibrous rope, rigging in connection with pumps, compressors, forced and induced draft fans, air meters, Bailey meters, agitators, oxygen converters, cindering machines, pelletizing machines, reactor vessels, reactor spheres, completed tanks and assembled sections of completed tanks, scroll cases, refineries, hydroelectric power houses and steam plants, cogeneration plants, vessels and government departments; false work, travelers, scaffolding, pile drivers, sheet piling, derricks and powered derrick swinger including the erection, installation, handling and operating. Cranes erection, installation, handling and operating of same on all forms and types of construction work. The operation of Valla and Spider type battery and/or propane powered portable floor cranes having no operator seat utilized to install ironworker scope of work and the same on all forms and types of construction work. Crane work at the ports, including hammer-head cranes, container cranes and rubber tire cranes. Offloading, relocations, and commissioning of all burning and removal of sea bracing track layout; erection of apex boom extensions, back reach extensions, and rail replacement. Includes all welding, containment and structural modifications of the aforementioned items; railroad bridge work including maintenance thereof; moving, hoisting and lowering of machinery, modules, skid modules and placing of same on foundation, including bridges, cranes, intermittent use forklifts, derricks, buildings, piers and vessels; loading, unloading, necessary maintenance, erection, installation, removal, wrecking and dismantling of all of the above and all reinforcing work and submarine diving in connection with or about same; erection of steel towers, chutes and spouts for concrete where attached to towers and handling and fastening of cables and guys for same; unloading, racking, sorting, cutting, bending, hoisting, placing and tying including the use of any and all mechanical tying devices, burning and welding including stud welding of all iron, steel and metal in reinforced concrete construction including mesh for floor arches and the making of hoops and stirrups, metal forms and metal supports thereof; jacking of slip forms, installation of all wire, cable, parabolic cans, steel and all other materials, including, but not limited to, composites, carbon fiber and fiberglass, used for the purposes of prestressing including grouting of ducts, post stressing concrete girders, beams, columns, etc.; loading, unloading, hoisting, handling, signaling, placing and erection of all prestressed, post stressed, precast materials, G.F.R.C., Dryvit System, including the securing by bolting and/or welding and the installation of steeltex and wire mesh of any type when used for reinforced concrete construction; erection of all curtain wall; glass handrail; stay in place deck; automated and/or mechanical parking structures; offloading, staging, hoisting and setting of modular structures and micro-units; curtain wall systems and associated sealants. Window wall and entrances, panels, insulated and non-insulated, factory and field assembled, porcelain enameled panels, ceramic, laminated spandrelite, louvers and sunscreens; application of thiokol, neoprene and other sealants used to seal materials installed by Iron Workers; installation and handling of phenolic panels, including but not limited to, Trespa products and all similarly related materials and/or systems; installation of metal window stools and sills; installation of aluminum, bronze and steel thresholds; erection and dismantling of all types of cranes and changing of booms; erection of rock, sand and gravel plants, dismantling and loading out conveyors, aggregate plants, batch plants, ableways, refrigeration plants, etc.; erection and dismantling of Monigan walking dragline, launchhammer bucket wheel excavator and other trenching equipment; signaling on highlines, whirley cranes and derricks, buck hoists, man hoists, fork lifts, material towers and scanning antennae; metal and steel supports of all types; fabrication, assembling and erection of offshore drilling platforms or similar installations; dust collectors, precipitators, multi-plate, specialty welding processes, unloading, loading, hoisting, handling and rigging of all building materials delivered to the job site; hanging ceilings, tees, channels, beams, acoustical elements, sound barriers, computer floors, etc.; installation of stage rigging (including counterweights), curtains, draperies, traverse rods, tracks, cables, window cleaning equipment, powered work platforms, including and loading and unloading, erection installation and removal of powered chassis mounted elevating mast climbing work platforms, rigging in connection with display shows; ski lifts, etc.; wrecking of bridges, viaducts, elevated roads and structural steel and iron in buildings; all steel frames for openings, all porches, verandas, canopies and balconies; all overhead travelers, duo rails, tram rails; erection, setting, repairing of guard or collision rails on bridges and approaches, road ways or any other structures; handling and setting of all types of steel and metal joists, including metal box joists for truss lab and preformed keystone shaped metal joists; erection of steel and metal houses and packaged buildings; all translucent and plastic material on steel frame construction; the erection of solar energy systems, including but not limited to, photo voltaic, heliostat and parabolic systems, energy producing windmill type towers, wind turbine erection to included, but not limited to, prep work, boltup, tensioning or torque of bolts on base and all tower section turbine and blade assemblies; nuclear reactors, electromagnetic shielding plates and atomic vessels including all component parts; the plumbing, aligning and leveling of all materials and equipment through the use of optical

instruments, LASER beams, etc., and the use of instruments to establish layout, installation and disposition of ironworker installed scope of work; the unloading, distributing, stockpiling and handling of all materials coming under the jurisdictional claims of the UNION such as to rail heads, storage yards, loading and unloading, hoisting, handling, signaling of all fabricated material and equipment at the jobsite (except FOB deliveries) related to the Iron Workers jurisdiction that is within the individual employers' contractual scope of work including from and to barge and ships to a lay down yard or construction project, etc., shall be done by the Iron Workers.

All reinforcing work in connection with field fabrication, including but not limited to the pre-assembly of reinforcing cages, loading and unloading, handling, racking, sorting, cutting, bending, hoisting, intermittent use of forklifts, placing, burning, welding and tying of all material including the use of any and all mechanical tying devices, or substitute materials, including but not limited to, composites, carbon fiber and fiberglass, stainless steel, used to reinforce concrete construction shall be done by Iron Workers within the individual employers' scope of work at the jobsite, excluding FOB deliveries. A working Iron Worker shall be employed for maintenance on jobs of substantial size while concrete is being poured on reinforcing steel, wire mesh and paper back steeltex but will not be required as a stand-by man. All work in connection with the installation, alignment, repair & modification of panelized roofing systems, pre-engineered fabric structures, aluminum clarifier coverings, carports, ministorages, and dock planks. All work in connection with the installation, alignment, repair and modification of bleachers, planking and stadium seating. All work in connection of installation of amusement rides including, but not limited to, the erection and alignment of all track, machinery and related components.

Craft: LABORER (Union Rate)

Prevailing wage rates include the base rate as well as all applicable fringes

Landscaper	$51.12
Furniture Mover	$52.62
Group 1	$56.28
Group 1A	$55.41
Group 2	$56.38
Group 3	$56.53
Group 3A	$59.96
Group 4	$56.78
Group 5	$57.08
Group 5A	$59.03
Group 6 Nozzlemen, Rodmen	$56.08
Gunmen, Materialmen	$56.08
Reboundmen	$56.08
Laborer Foreman	$62.03

ADD ZONE RATE:

In addition to LABORER, add the applicable amounts per hour, calculated based on road miles from either the Carson City Courthouse or the Washoe County Courthouse:

Zone 1	0 to 75 miles	$0.00
Zone 2	75 to 150 miles	$6.00
Zone 3	150 to 300 miles	$7.00
Zone 4	300 miles or over	$8.00

**No remote area pay shall be paid within ten (10) miles of employee's permanent place of residence in the State of Nevada.*

ADD PREMIUM PAY:

One and one-half (1.5) the regular straight time hourly rate shall be paid for all time worked over eight (8) or ten (10) (if on 4/10 schedule) in one day and on Saturdays. Sundays, Holidays, and all hours worked over twelve (12) in one day are to be paid at double (2x) the regular straight time hourly rate.

WORKDAY & WORKWEEK: Single shift jobs are eight (8) consecutive hours with a starting time between 5:30 am and 8:00 am., Monday through Friday.

****Overtime and Double Time shall be calculated on the Taxable Wage (base rate).**

SHIFT DIFFERENTIAL:

Second (Swing) and Third (Graveyard) Shifts	Shall be paid a 12.5% differential

**Upon approval the Employer may utilize multiple shifts for less than five (5) consecutive days provided there is a legitimate business or bid specification requirement and the shift differential is paid.*

RECOGNIZED HOLIDAYS:

New Year's Day	Memorial Day	Independence Day	Labor Day
Admission (Nevada) Day	Thanksgiving Day	Family Day	Christmas Day

**If any of these holidays fall on Sunday, the Monday following shall be considered a holiday.*

JOB DESCRIPTION:

Excerpt from Agreement between AGC and LiUNA Local 169

The construction, erection, alteration, repair, modification, demolition, addition, improvement of all building, heavy and highway, utility, industrial and all other type(s) of construction.

(SEE LABORER GROUP CLASSIFICATIONS)

Craft: LUBRICATION AND SERVICE ENGINEER (EQUIPMENT GREASER MOBILE AND GREASE RACK) (Union Rate)

Prevailing wage rates include the base rate as well as all applicable fringes

Lubrication and Service Engineer (Mobile and Grease Rack) (OE Group 7)	$82.18

ADD ZONE RATE:

In addition to LUBRICATION AND SERVICE ENGINEER (MOBILE AND GREASE RACK) rates, add the applicable amounts per hour calculated based on road miles from the Carson City Courthouse or Washoe County Courthouse.

Zone 1 – (Carson City or Washoe County Courthouse)	0 to 75 miles	$0.00
Zone 2 – (Washoe County Courthouse)	75 to 150 miles	$5.00
Zone 3 – (Washoe County Courthouse)	150 to 300 miles	$6.00
Zone 4 (Washoe County Courthouse)	300 miles and over	$7.00

ADD PREMIUM PAY:

One and one-half (1.5) times the applicable straight-time rate for the day, shift, work, equipment, and classification shall be paid for all work performed on Saturday and before a shift begins and after it ends, except when operating equipment servicing a craft that is receiving double time on commercial building construction, in which case double (2x) time shall be paid. All work performed on Sundays, holidays, and over twelve (12) hours in one (1) day shall be paid at two (2) times the appropriate hourly rate.

WORKDAY & WORKWEEK: Regular shift is eight (8) consecutive hours starting between 5:00 am and 10:00 am.

SATURDAY: On any shift, Saturday shall be the twenty-four-hour period commencing at 12:00 midnight Friday.
SUNDAY: On any shift, Sunday shall be the twenty-four-hour period commencing at 12:00 midnight Saturday.

****Overtime and Double Time are calculated on the base rate/Taxable Income.**

SHIFT DIFFERENTIAL:

Special/Night Shift	Work done outside the regular shift hours	Add 12.5% to base rate

RECOGNIZED HOLIDAYS

New Year's Day	Memorial Day	Independence Day	Labor Day
Nevada Day	Thanksgiving Day	Family Day	Christmas Day

**Holidays falling on Sunday shall be observed the following Monday*

(SEE OPERATING ENGINEERS LOCAL 3 GROUP 7)

Craft: MECHANICAL INSULATOR (Union Rate)

Prevailing wage rates include the base rate as well as all applicable fringes

Mechanical Insulator-Mechanic	$87.87
Mechanical Insulator-Foreman	$93.87
Mechanical Insulator-General Foreman	$95.87

ADD ZONE RATE:

In addition to MECHANICAL INSULATOR rates, add the applicable amounts per day, calculated based on a radius figured from Reno City Hall:

Zone 1	0 to 20 miles	$18.00
Zone 2	21 to 40 miles	$28.00
Zone 3	41 to 60 miles	$38.00
Zone 4	Over 60 miles	$140.00

ADD PREMIUM PAY:

One and one-half (1.5) times the minimum hourly wage rate shall be paid for the first two (2) hours of overtime work, directly following eight (8) hours Monday through Friday, and for the first ten (10) hours worked on Saturdays. Double (2x) the minimum hourly wage rate shall be paid for all other overtime worked Monday through Friday; in excess of ten (10) hours on Saturdays, Sundays, and holidays.

WORKDAY: Workday commences at 8:00 am, Monday through Friday. May be changed to between 5 am and 8 am if particular job conditions permit.

***Overtime and Double Time are calculated on the straight time hourly rate, base rate.**

SHIFT DIFFERENTIAL:

First Shift (Day)	Starts at 8:00 am and ends at 4:30 pm	Regular straight wage rate
Second Shift (Day)	Starts at 4:30 pm and ends at 12:30 am	Paid at 110% of the regular wage rate for the hours worked, plus one-half hour (0.5)
Third Shift (Graveyard)	Starts at 12:30 am and ends at 8:00 am	Paid at 115% of the regular wage rate for the hours worked, plus one (1) hour

** If only one shift is worked, the pay rate shall be 110% other than the regular shift. Shift work must remain in effect for no less than five (5) consecutive working days. Must start on the 1st regular workday of the week. Should the shift be less than five (5) working days, the first eight (8) hours of each day shall be paid at the rate of one and one-half (1.5) times the applicable rate.*

RECOGNIZED HOLIDAYS:

New Year's Day	Martin Luther King Jr.'s Birthday	Memorial Day	Independence Day
Labor Day	Veteran's Day	Thanksgiving Day	Day after Thanksgiving Day
Christmas Day			

**If a holiday falls on a Saturday the preceding Friday will be considered the holiday, if a holiday falls on Sunday the following Monday will be considered the holiday. Triple (3) the regular straight time should be paid for all time worked on Labor Day.*

JOB DESCRIPTION:

Excerpt from the Int'l Assoc. of Heat and Frost Insulators and Allied Workers Local 16 and the No. CA Chapter. Western Insulation Contractors Assoc.

Lining of all mechanical room surfaces and air handling shafts. The filling and damming of fire stops and penetrations including, but not limited to, electrical and mechanical systems. All foam applications for the purpose of thermal, acoustical, or fire protective purposes, including RTV foams or equivalents, applied to mechanical or electrical systems. All duct lining, and duct wrapping, done on the job site, direct application and installation of fire protection of grease ducts, exhaust systems, or any other ductwork for acoustical or thermal purposes. The insulation of all field joints on pre-insulated underground piping, and the pouring of Gilsilite or its equivalent. Any finish material which is contiguous to the thermal or acoustical application. The preparation, distribution of materials on job sites, assembling, molding, spraying, pouring, mixing, hanging, adjusting, repairing, dismantling, reconditioning, maintaining, finishing, and weather proofing of hot or cold thermal or acoustical insulation with such materials as may be specified. The application of any material, including metal and PVC jacketing, Alumaguard or equivalent**,** on piping, fittings, valves, flanges, boilers, ducts, plenums, flues, tanks, vats, equipment and any other hot or cold surface for the purpose of thermal control.

Craft: MILLWRIGHT (Union Rate)

Prevailing wage rates include the base rate as well as all applicable fringes

Millwright Journeyman	$83.97
Millwright Welder	$86.97
Millwright Foreman	$89.05
Millwright General Foreman	$94.64

ADD ZONE RATE:

In addition to MILLWRIGHT rates, add the applicable amounts per hour, calculated via the "shortest route" filter using Google Maps from City Hall in Reno, Nevada.

Zone 1	Up to 45 Miles	$0.00
Zone 2	More than 45 miles but less than 101 Miles	$4.00
Zone 3	101 or more Miles	$6.00

ADD PREMIUM PAY

Monday through Friday, the first four (4) hours of overtime after eight (8) hours of straight-time work shall be paid at one and one-half (1.5) times the straight-time rate of pay. All additional overtime will be paid at two (2) times the straight-time rate of pay.

On a four (4) day-ten (10) hour shift, Monday through Thursday or Tuesday through Friday, the first two (2) hours of overtime after ten (10) hours of straight-time work shall be paid at one and one-half (1.5) times the straight-time rate of pay. All additional overtime will be paid at two (2) times the straight-time rate of pay. On a four (4) day-ten (10) hour shift, the first twelve (12) hours of work on the fifth day (Friday or Saturday, as applicable) will be paid at one and one-half (1.5) times the straight-time rate of pay; provided the fifth day is not a voluntary make-up day. All additional overtime shall be paid at two (2) times the straight-time rate of pay.

All work performed on Sunday and Holidays shall be paid at two (2) times the straight-time rate of pay. Any work performed on Labor Day shall be paid at triple (3x) the regular straight-time hourly wage rate.

WORKDAY: Eight (8) hours of continuous work between 5:00 a.m. and 6:00 p.m.

****Overtime and Double Time shall be calculated on the taxable wage. (If the worker is signatory to Local 1607, calculated on base plus vacation.)**

SHIFT DIFFERENTIAL:

Two Shift Operation:

First Shift	Eight (8) or ten (10) hours of continuous employment between the hours of 6:00 a.m. and 6:00 p.m., except for lunch period at mid-shift	Straight time hourly wage rate
Second Shift	Eight (8) or ten (10) hours of continuous employment between the hours of 6:00 p.m. and 6:00 a.m., except for lunch period at mid-shift	Additional $2.00 per hour

Three Shift Operation:

First Shift	Eight (8) hours of continuous employment, except for an unpaid meal period at mid-shift, between the hours of 5:00 a.m. and 6:00 p.m.	Straight time rate of pay
Second Shift	Shall be eight (8) hours of continuous employment, except for an unpaid meal period at mid-shift	Additional $2.00 per hour
Third Shift	Eight (8) consecutive hours of employment, except for an unpaid meal period at mid-shift.	Additional $3.25 per hour

RECOGNIZED HOLIDAYS:

New Year's Day	Presidents' Day	Memorial Day	Independence Day
Labor Day	Veterans Day	Thanksgiving Day	Day after Thanksgiving Day
Christmas Day			

**When any of these holidays falls on Sunday, then the following Monday shall be considered a legal holiday. If the Holiday falls on a Saturday, the preceding Friday shall be considered a holiday.*

JOB DESCRIPTION:

Excerpt from Southwest Regional Council of Carpenters' Millwright Regional Master Construction Agreement, Local 1607

The machinery, equipment, processes and associated components listed below which are identified for the purpose of description only, falls within the jurisdiction of the United Brotherhood of Carpenters and Joiners of America (Millwrights). Although some components of machinery and/or equipment may be described in one application or location and not in another, it shall not be excluded from our craft jurisdiction when, to avoid repetition, it is not described in other applications, and such jurisdiction shall be applied to the initial commissioning, maintenance, decommissioning, and recommissioning of all associated machinery and/or equipment.

Loading, unloading, hoisting, rigging by any means, transferring, moving, cleaning, disassembling, assembling, moving and setting and removal of skids, welding, burning, erecting, calibrating, precision grouting, supporting, aligning, starting-up and testing, adjusting, repairing, and the maintaining of all machinery and equipment, be it powered by, or receiving power from, steam, gas, gasoline, diesel, biodiesel, hydrogen, jet, electric, pneumatic, magnetism, adiabatics, diabatics, isothermics, water, hydropnuematics, solar, thermal, mineral, atomic, rocket, nuclear, chemical, wind, waste product of any kind or any other source, regardless of whether or not such machinery or equipment is temporarily or permanently installed or located.

All activities necessary to: set all engines, motors, dynamos, generators, diesel generators, motor restraints and supports; install, measure and align with optical and/or electronic instruments when necessary the reactors, control, push and shut-down rods, rod pressure housing, drives, guide sleeves and other related equipment in reactors, turbines, castings, combustion chambers and all its related components; the attachment and final connection of the inlet manifolds and exhaust ducts, cylinders, diaphragms, gaskets, containment barriers, rotors, blade rings, blade or bucket assemblies, hydrogen coolers, blower assembles, packing joints on hydrogen coolers, exciter or Alterex and all others, turning gear, extension box, welding of extension box, lagging, stretching of coupling bolts or others; perform oil flush; install turbine lube oil tank, pumps and related component skids, filters, thrust bearings, magnetic bearings, the sweating on and shrinking of bearings, couplings, shafts and others, sole plates and machine bases; perform all precision grouting using the following materials: epoxy, wet, non-shrink, dripacking or other types; perform demineralizing and hydromation; install mechanical dust systems, sensors, air compressors, super charges, coolers, boiler controls and linkage, thermal management systems, Bailey Meters or similar devices and their linkages; installation, maintenance and removal of all instrumentation, gauges, antennae and other communication devices, fluid drives, power drive trains, embedded guides for traveling screens, traveling screens, roller, slide, knife, lock and sluice gates, limit torques on mechanical valves, gates and others, tainter valves, limit switches, trips, triggers or switches, including the brackets that are attached to, stop logs, dam rollers, transfer cars and gear head motors.

The setting of variable drives, fans, coal cranes, truck cranes or other types, including servicing and the adjusting and aligning of mechanical equipment within the cranes, crane rails and all other types of rails which would carry mechanically activated equipment, including their alignment, installation, removal, servicing, and alignment of hydraulic and pneumatic lifts and passenger boarding bridges, monorail (all sizes), magnetic propulsion systems, trolleys, pumps and their associated components, packaging equipment, refrigerating equipment, chillers, and related equipment, lantern rings, packing glands, packing for pumps, pollution equipment, carbon absorbers and filtration, heat exchanges, grain, ball, hammer, roller mills, pulverizers and others, crushers and beaters, hoppers, bins, chutes and spouts, turn tables, shears, casing machines, robots, air-veyors, conveyors of all sizes, types, and styles regardless of the materials they are constructed with, or mechanically powered conveyances of any type, including their supports, people movers, x-ray and imaging & scanning machines, elevator and platform lifts, dock levelers and locks, roll-up and sectional doors, operable partitions, retractable roofs, magnetic separators, hoists, feeding machinery, Z-loaders, S-loaders, palletizers, Triax equipment, mechanical equipment in scrubbers, pack towers, precipitators, cooling towers and air cooled condensers.

Sewage, Brackish, Desalination, Water Treatment and Mineral Extraction Plants — the disassembly, fabricating, rigging, erecting and aligning of skimmers, rake mechanisms, feed wells, baffles, scum troughs, de-gritting equipment, bar screens, communitors, mixers, pumps, aeration systems, blowers, membrane filtration systems, sequencing batch reaction systems, including related, filter presses, sand filtration systems, ultra violet rack systems, mechanical drive assemblies, conveyors, lines, piping, flanges, brackets, supports, mono rails, gates and setting odor control and detection equipment, (excluding heating, ventilating and air conditioning work). The setting of thru-clean bar, straight line bar, trash, tritor drum, and disc screens, straight line grit, circuline grit, circuline sludge, and circuline mixer collectors, straight line, flash, horizontal slow, vertical slow, and vibra flow feeder machines, pre-aeration and settling tanks, covers for tanks, bowls and basins including stationary or mechanical covers regardless of materials, thickeners, rotoline distributors, sludge bed and settling pond cleaners, digestion systems, heaters, dyna-grind sewage screening grinders, screw pumps, spiral classifer, agitators, junk remover, hydro pulper, cooling fans, lube systems, selectifier screens, hydrosensors, fuel blowers, grizzly screens, trommels, table feeders, dryers, optical sorters, high tension separators, grip dewatering screens, flash mixer, horizontal slow mixer, vertical slow mixer, filter, cone and rotary presses, comminutors, barminutors, degreasers, rotometers, dehumidifiers, benches, pressure cleaning systems & devices, washers for cars, trucks, buses, trains, planes unmanned and autonomous vehicles and other types, hydraulic, servo and pneumatic units, shroud boxes, silencers, scales, load cells, eddy current clutches, disintegrators, dehairing machines, grain handling devices, laboratory equipment, machine shop equipment, ladle cars, stunning pens and doors and gates, activation equipment, racks, material handling platforms, access & egress platforms, catwalks, transition pieces, the handling and installation, of pulleys, gears, fluid couplings, sheaves and fly wheels, air vacuum, worm, belt, friction, rope, magnetic, chain and gear drives that are directly or indirectly coupled to motors, belts, chains, shafts, or screws, installation of legs, boots, guards and boot tanks, all bin and diverter valves, turn hands and indicators, shafting, bearing cable sprockets, cutting of all key seats in old and new work, troughs, chippers, calenders, rolls, winders, rewinders, slitters, cutters, wrapping machines, blowers, forging machines, pneumatic, electric and hydraulic rams, servo actuators, extractors, expellers and extruders, ball and dust collectors, splicing of ropes and cables.

Millwright craft jurisdiction on energy generation facilities shall include all loading, unloading, movement, hoisting, preparation, uncrating, preparation of nacelle units prior to installation or removal, installation, setting, removal, alignment, and final torquing and tensioning of any mechanical component used in the generation of power, including any incidental wiring or piping. This shall include all aspects of power trains, drive and tracking systems, elevation and azimuth drives, energy collection optimization systems, all rams, dampers and other stabilization devices, antennae, bearing housing assemblies and units, actuators, pulleys, gears, access points, rotational connections, mounting and alignment of tracks, axles, bearings, rotational joints, or any other device which allows for the automated or manual movement of equipment post-installation, all turbines, and wind, wave and tidal analysis equipment. It shall also include all work associated with energy collection and storage facilities, including the loading, unloading, movement, hoisting, preparation, installation, setting, and alignment of racking systems, torque tubes, modules, batteries, energy storage systems, cooling or control systems, inertia systems or other equipment or machinery, and all incidental wiring or piping thereof.

The laying out, fabrication and installation of protecting equipment including: machinery guards; the making and setting of templates for machinery; the fabrication of bolts, nuts, pans; the drilling or creating of holes in machinery for any equipment which the Millwrights install, remove, service or inspect, regardless of material; installation of all methods of access and egress and safety devices whether temporary or permanent; all welding and burning regardless of type; the fabrication of all lines, hose or tubing used in the lubrication, operation, cooling or heating of machinery, including the installation of all fluids used to operate, lubricate, cool or heat equipment installed by Millwrights; the cleaning or pressure cleaning of machinery; the machining, grinding, milling, broaching, boring, threading, lapping, field machining, technical bolting and keying that may be necessary for any part of equipment, including the starting up, breaking in, trial running and operational or functional testing of any equipment or machinery installed or handled by the Millwrights, the initial programing of robotics for startup, and the incidental connection and disconnection of machinery and equipment from piping and electrical systems.

Rock, sand and gravel plants, mineral processing plants and batch or aggregate plants: Installation, removal and maintenance of all recycling equipment, separators, centrifuges, classifiers, grates, crushers, conveyors, chutes or piping from one piece of mechanical equipment into another piece of mechanical equipment, or from a vessel into a conveyor, or into other places or mechanical equipment or other mechanical equipment used (for the purpose of description only) to excavate material from one area to another from highways, roadways, waterways or elsewhere.

When optical instruments such as total stations or similar devices, automatic levels, builder's transits, precision jig transits, tilting levels, theodolites or other precision tools and instruments are used to locate, set, scan-to-BIM or as-Built measure and verify machines, these tools are considered a tool of the Millwright trade and are to be used by Millwrights to set the equipment or machinery.

Incidental asbestos removal on equipment in which Millwrights normally remove during maintenance and repair work. Any new equipment or technology designed to replace any of the equipment described above shall remain in the craft jurisdiction of the Millwrights.

Craft: OPERATING ENGINEER (Union Rate)

Prevailing wage rates include the base rate as well as all applicable fringes

Group 1	$77.16
Group 1A	$79.92
Group 2	$80.45
Group 3	$80.72
Group 4	$81.46
Group 5	$81.76
Group 6	$81.93
Group 7	$82.18
Group 8	$82.77
Group 9	$83.09
Group 10	$83.44
Group 10A	$83.63
Group 11	$83.87
Group 11A	$85.51
Group 11B	$86.32
Foreman	$85.51

Add 12.5% to base rate for “Special/Night” Shift

Add Operating Engineers Zone Pay
Add Premium Pay

Craft: OPERATING ENGINEER (Union Rate)
STEEL FABRICATOR & ERECTOR

Prevailing wage rates include the base rate as well as all applicable fringes

Group 1	$92.46
Group 1 Truck Crane Oiler	$86.29
Group 1 Oiler	$84.33
Group 2	$90.95
Group 2 Truck Crane Oiler	$86.04
Group 2 Oiler	$84.12
Group 3	$89.71
Group 3 Truck Crane Oiler	$85.82
Group 3 Oiler	$83.90
Group 3 Hydraulic	$85.49
Group 4	$87.98
Group 5	$86.88

Add 12.5% to base rate for “Special/Night” Shift

Add Operating Engineers Zone Pay
Add Premium Pay

Craft: OPERATING ENGINEER (Union Rate)
PILE DRIVER
Prevailing wage rates include the base rate as well as all applicable fringes

Group 1	$91.83
Group 1 Truck Crane Oiler	$86.47
Group 1 Oiler	$84.55
Group 2	$90.39
Group 2 Truck Crane Oiler	$86.26
Group 2 Oiler	$84.35
Group 3	$88.94
Group 3 Truck Crane Oiler	$86.04
Group 3 Oiler	$84.12
Group 4	$87.43
Group 5	$86.32
Group 6	$83.04
Group 7	$84.25
Group 8	$83.29

Add Operating Engineers Zone Pay
Add Premium Pay

ZONE RATE & PREMIUM PAY LANGUAGE FOR ALL OPERATING ENGINEER CRAFTS
(OPERATING ENGINEER, OPERATING ENGINEER STEEL FABRICATOR & ERECTOR, OPERATING ENGINEER PILE DRIVER)

ADD ZONE RATE:
In addition to OPERATING ENGINEER, OPERATING ENGINEER STEEL FABRICATOR & ERECTOR, OPERATING ENGINEER PILE DRIVER rates, add the applicable amounts per hour calculated based on road miles from the Carson City Courthouse or Washoe County Courthouse

Zone 1 – (Carson City or Washoe County Courthouse)	0 to 75 miles	$0.00
Zone 2 – (Washoe County Courthouse)	75 to 150 miles	$5.00
Zone 3 – (Washoe County Courthouse)	150 to 300 miles	$6.00
Zone 4 (Washoe County Courthouse)	300 miles and over	$7.00

ADD PREMIUM PAY:
(OPERATING ENGINEER, OPERATING ENGINEER STEEL FABRICATOR & ERECTOR, OPERATING ENGINEER PILE DRIVER):
One and one-half (1.5) times the applicable straight-time rate for the day, shift, work, equipment, and classification shall be paid for all work performed on Saturday and before a shift begins and after it ends, except when operating equipment servicing a craft that is receiving double time on commercial building construction, in which case double (2x) time shall be paid. All work performed on Sundays, holidays, and over twelve (12) hours in one (1) day shall be paid at two (2) times the appropriate hourly rate.

WORKDAY & WORKWEEK: Regular shift is eight (8) consecutive hours starting between 5:00 am and 10:00 am.

SATURDAY: On any shift, Saturday shall be the twenty-four-hour period commencing at 12:00 midnight Friday.
SUNDAY: On any shift, Sunday shall be the twenty-four-hour period commencing at 12:00 midnight Saturday.

****Overtime and Double Time are calculated on the base rate/Taxable Income.**

SHIFT DIFFERENTIAL:

Special/Night Shift	Work done outside the regular shift hours	Add 12.5% to base rate

RECOGNIZED HOLIDAYS

New Year's Day	Memorial Day	Independence Day	Labor Day
Nevada Day	Thanksgiving Day	Family Day	Christmas Day

**Holidays falling on Sunday shall be observed the following Monday*

JOB DESCRIPTION:
Excerpt from the Master Agreement for Northern Nevada between Nevada Chapter AGC and Operating Engineers Local 3, includes but is not limited to:

Operate one or several types of power construction equipment, such as motor graders, bulldozers, scrapers, compressors, pumps, derricks, shovels, tractors, or front-end loaders to excavate, move, and grade earth, erect structures, or pour concrete or other hard surface pavement.

(SEE OPERATING ENGINEER GROUP CLASSIFICATIONS)

Craft: PAINTER (Union Rate)

Prevailing wage rates include the base rate as well as all applicable fringes

Brush/Roller Painter	$59.14
Spray Painter	$61.14
Paperhanger	$62.09
Specialty Pay (Faux Finish, Graining, Marbelizing)	$61.25
Swing Stage	$61.64
Protective Coating Application-Brush	$62.14
Protective Coating Application-Industrial Spray	$64.14
Foreman (3 or More) ($2.50 above highest paid journeyman being supervised)	$61.64
Foreman (6 or more) ($3.50 above highest paid journeyman being supervised)	$62.64

ADD ZONE RATE:

In addition to PAINTER rates, add the applicable amounts per day calculated based on road miles from the Washoe County Courthouse.

Zone 1	0 to 70 miles	$0.00
Zone 2	Over 70 miles	$75.00

**Excludes the City limits of Fallon and the Fallon NAS.*

ADD PREMIUM PAY:

The first four (4) hours worked outside a regular constituted shift and the first ten (10) hours worked on Saturday will be paid at one and one-half (1.5) the straight time rate. All hours worked beyond twelve (12) hours, hours worked beyond ten (10) on Saturday, and hours worked on Sundays and holidays are to be paid at two (2) times the straight time.

****Overtime and Double Time are to be calculated on the base rate of pay.**

WORKDAY & WORKWEEK: From 6:00 am to 6:00 pm, Monday through Friday. Regular constituted shift is a 5/8 or 4/10 schedule.

SHIFT DIFFERENTIAL:

Shift work is work performed outside the regular workday	Paid ten percent (10%) above the employee's Taxable Net Wage

** Work beginning after 9:00 pm on Sunday and ends on Monday is considered Monday work.*

RECOGNIZED HOLIDAYS:

New Year's Day	Memorial Day	Independence Day	Labor Day
Nevada Day	Thanksgiving Day	Family Day	Christmas Day

**No work shall be permitted on Labor Day or Christmas Day under any conditions. If any holidays fall on Sunday, the Monday following shall be considered the holiday.*

JOB DESCRIPTION:

Excerpt from Agreement between DC 16 and Independent Painting Contractors of Northern Nevada, Local 567.

Covered work shall be and mean the following materials and application methods: paints, pigments, oils, turpentine, Japan dryers, thinners, varnishes, lacquers, shellac, stains, fillers, waxes, cement, joint cement, water and other vehicles; mediums that may be mixed and applied to the surfaces of materials and buildings, edifices, structures, monuments and the appurtenances thereto, of every type and description in their natural state of condition, or constructed or fabricated of any material or materials, whatsoever and provided; work or services pertaining to: the application texture, acoustic, plaster and stucco materials, incidental repairs, of all types and thickness on all surfaces and all such scope and application under the applicable Nevada Contractor License Classifications.

Painting, of all drywall and thin wall type surfaces, flushing or concrete surfaces, caulking and sealants between sheetrock walls and/or ceilings and floors of other materials.

Application of wallpapers, wall fabrics and all types of coverings or coatings whether decorative or protective and all preparations necessary before said application.

Application of protective coatings or products of similar nature whether they are plastic, vinyl, acrylics, epoxies, esters, urethans, etc., or any new products of this nature including the application to floor surfaces.

Applications of bond breaker, water repellant, damp proofing and/or waterproofing materials of all types.

Finishing and surface preparation on all hardwood or softwood floors and furniture at jobsites.

Priming and finish coats on fabricated metal or steel products.

Application of all fire retardant, fireproofing and/or insulation materials used on structural items or as architectural finishes.
Cleaning, polishing and refinishing of metal and masonry surfaces. “Steeplejack work”.
Preparation and decoration of all types; including drywall repairs and incidental repair related skimming, abrasive blasting, steam cleaning, building washing, hydro blasting, water blasting and the methods used in the removal of previously painted surfaces; including caulking, tuck pointing, spackling and wood dough work.
Application of hypolan, neoprene, and all similar products.
Llead removal and encapsulation.
Painting of lines, arrows, bumpers, curbs, etc.; on parking lots, airfields, highways, game courts (both indoor and outdoor) and other such surfaces; installation and maintenance thereof, including lines of metal, plastic or composition materials used instead of paint.
All products and methods of application which have or may be awarded to the Painters International through jurisdictional procedures.

Craft: PILE DRIVER (Union Rate)

Prevailing wage rates include the base rate as well as all applicable fringes

Pile Driver-Journeyman	$68.92
Pile Driver-Welder	$69.92
Pile Driver-Foreman	$73.28
Pile Driver-General Foreman	$78.08
Tender	$73.28
Stand-By Diver	$74.28
Diver-Diving (Wet Pay)	$123.27

ADD ZONE RATE:

In addition to PILE DRIVER rates, add the applicable amounts per hour calculated based on road miles from the Washoe County Courthouse.

Zone 1	Within 75 road miles	$0.00
Zone 2	Between 75 to 150 road miles	$6.00
Zone 3	Between 150 to 300 road miles	$7.00
Zone 4	In excess of 300 road miles	$8.00

**Workers performing outside of the free zones shall receive the appropriate remote area allowance for not less than eight (8) hours per day. Remote area differential shall be considered part of the basic wage rate for the purpose of computing overtime hourly wage rates. When the contractor furnishes daily transportation to the workers from Reno or Carson City to and from the jobsite, no travel time, subsistence, or remote area shall be paid. The workers will travel one way during regular working hours and one way outside of regular.*

****Overtime and Double Time are paid on the total Taxable Wage.**

JOB DESCRIPTION (Copied from O*NET OnLine):

Move hand and foot levers of hoisting equipment to position piling leads, hoist piling into leads, and position hammers over pilings.
Move levers and turn valves to activate power hammers, or to raise and lower drophammers that drive piles to required depths.
Drive pilings to provide support for buildings or other structures, using heavy equipment with a pile driver head.
Conduct pre-operational checks on equipment to ensure proper functioning.
Clean, lubricate, and refill equipment.
Controlling Machines and Processes — Using either control mechanisms or direct physical activity to operate machines or processes (not including computers or vehicles).
Operating Vehicles, Mechanized Devices, or Equipment — Running, maneuvering, navigating, or driving vehicles or mechanized equipment, such as forklifts, passenger vehicles, aircraft, or watercraft.
Inspecting Equipment, Structures, or Materials — Inspecting equipment, structures, or materials to identify the cause of errors or other problems or defects.
Handling and Moving Objects — Using hands and arms in handling, installing, positioning, and moving materials, and manipulating things.
Repairing and Maintaining Mechanical Equipment — Servicing, repairing, adjusting, and testing machines, devices, moving parts, and equipment that operate primarily on the basis of mechanical (not electronic) principles.
Operate cranes, hoists, or other moving or lifting equipment.
Operate heavy-duty construction or installation equipment.
Position structural components.
Inspect equipment or tools to be used in construction or excavation.
Clean equipment or facilities.

Craft: PLASTERER (Union Rate)

Prevailing wage rates include the base rate as well as all applicable fringes

Plasterer-Journeyman	$61.37
Plasterer-Foreman	$65.79

ADD ZONE RATE:

In addition to PLASTERER rates, add the applicable amounts per hour, calculated from South Virginia and Mill Street, Reno, Nevada:

Zone 1	0 to 70 miles	$0.00
Zone 2	70 miles and over	$8.00

ADD PREMIUM PAY:

One and one-half (1.5) times the regular straight time hourly rate shall be paid for the first two (2) hours worked over eight (8) hours Monday through Friday, and for the first ten (10) hours on Saturday. Double (2x) the regular straight time rate shall be paid for all hours worked over ten (10) hours Monday through Saturday. All hours worked on Sundays and holidays shall be paid at double (2x) the regular straight time rate.

****All Overtime is to be calculated on the base rate of pay.**

WORKWEEK: Five (5) consecutive days of eight (8) consecutive hours (exclusive of a meal period), Monday through Friday. There shall be an eight (8) hour rest period between shifts. In the event an employee does not receive an eight (8) hour break between shifts, the employee shall remain in overtime status until they receive an eight (8) hour break.

ADDITIONAL PREMIUM PAY:

Nozzle Man w/Certification	$2.50 above base rate
First Rodman	$1.50 above base rate
High Time	$2.50 above base rate

SHIFT DIFFERENTIAL:

Second Shift (Swing)	Paid at 6.5% over the regular rate
Third Shift (Graveyard)	Paid at 13% over the regular rate

**Multiple shifts may be established for three (3) or more consecutive working days. The Friday graveyard shift ending on Saturday morning will be considered Friday work. The Saturday graveyard shift ending on Sunday morning will be considered Saturday work. The Sunday graveyard shift ending on Monday morning will be considered Sunday work*

RECOGNIZED HOLIDAYS:

New Year's Day	Memorial Day	Independence Day	Labor Day
Nevada Day	Thanksgiving Day	Family Day	Christmas Day

**If any holidays fall on Sunday, the Monday following shall be considered the holiday.*

JOB DESCRIPTION:

Excerpt from the Operative Plasters' & Cement Masons' Northern Nevada OP&CMIA Local 797 Master Labor Agreement, includes but is not limited to:

All building construction, including but not limited to the construction, erection, alteration, repair, modification, demolition, addition, or improvement in whole or in part of any building structures.

All interior or exterior plastering construction, restoration, repair and inspection of cement, stucco, stone imitation or any patent material when ornamental molded plaster, and the setting of same. All specialty finishes such as veneer, venetian, marmoreno and grasello. All custom and specialty finishes, including but not limited to custom rock, carved plaster, brick and block veneer, stone and wood. Smooth and finish surfaces of full system E.I.F.S. including sticking and shaping of foam pieces or surfaces by adhesive or mechanical installation. All spray or toweled on fireproofing, including cementitious and intumescent products. All plaster acoustical finish systems including, but not limited to, BASWA Phon and Fellert.

Craft: PLUMBER/PIPEFITTER (Union Rate)

Prevailing wage rates include the base rate as well as all applicable fringes

Plumber/Pipefitter-Journeyman	$87.10
Plumber/Pipefitter-Foreman	$92.44
Plumber/Pipefitter-General Foreman	$97.78

ADD ZONE RATE:

In addition to PLUMBER/PIPEFITTER rates, add the applicable amounts per hour per statute air mile radius from the Nevada freeway interchange of Interstate 80 and 580.

Zone 1	0 to 75	$0.00
Zone 2	Over 75 miles	$8.00

**A separate free zone will be established for employees permanently residing and working within a seventy-five (75) statute air mile radius of the Elko, Nevada Post Office*

ADD PREMIUM PAY:

Overtime worked on a regular workday will be paid at a rate of one and one-half (1.5) times the regular rate of pay for the first two (2) hours worked before or after the regular eight (8) hour shift, and at two (2) times the regular rate of pay for all hours in excess of ten (10) hours. The first ten (10) hours worked on a Saturday will be paid at a rate of one and one-half (1.5) times the regular rate of pay. All hours in excess of ten (10), work performed on Sundays and holidays, will be paid at two (2) times the regular rate of pay.

On a four (4) tens (10) schedule the regular workday shall be Monday-Thursday or Tuesday-Friday, the first ten (10) hours at straight time. The first two (2) hours after the regular workday shall be paid at one and one half (1.5) time. After twelve (12) hours the overtime rate will be double (2x) time. The fifth ten (10) hour shift shall be paid one and one half (1.5) time and double (2x) time after ten (10) hours. Sunday shall be double time.

WORKWEEK & WORKDAY: Normal start time is between 5:00 am and 8:00 am, eight (8) consecutive hours or ten (10) consecutive hours on a four (4) tens (10) schedule, worked at least four (4) consecutive days exclusive of one-half hour for lunch, Monday through Friday.

****Overtime and Double Time shall be calculated on the Taxable Income (base rate).**

SHIFT DIFFERENTIAL:

First Shift (Day)	When two or three shifts are worked, the day shift shall be established on an eight (8) hour basis, paid for eight (8) hours.
Second Shift (Swing)	Shall be established on a seven and one-half (7.5) hour basis, paid for eight (8) hours.
Third Shift (Graveyard)	Shall be established on a seven (7) hour basis, paid for eight (8) hours.

RECOGNIZED HOLIDAYS:

New Year's Day	Memorial Day	July 4th	Friday before Labor Day
Labor Day	Nevada Admission Day	Thanksgiving Day	Friday after Thanksgiving Day
Day Before Christmas	Christmas Day		

**If a holiday falls on Saturday it shall be observed the preceding Friday; if a holiday falls on Sunday, it shall be observed the following Monday and shall be a double (2x) time day, if worked.*

JOB DESCRIPTION:

Excerpt from Agreement between LU 350 of United Assoc. of Journeymen and Apprentices of the Plumbing and Pipefitting Industry of United States and Canada.

Installation of all heating and refrigeration systems and competent parts thereof, including fabrication, assembling, erection installation, dismantling, repairing, reconditioning, adjusting, altering servicing, handling, distributing, and tying on all piping materials appurtenances and equipment by method, including all hangars and supports of every description, all other work including the trade relevant to oil burner and all other types of heating and refrigeration equipment including low voltage controls.

Craft: REFRIGERATION MECHANIC (Union Rate)

Prevailing wage rates include the base rate as well as all applicable fringes

Refrigeration-Journeyman	$74.14
Refrigeration -Foreman	$78.78
Refrigeration -General Foreman	$83.41

ADD ZONE RATE:

In addition to REFRIGERATION MECHANIC rates, add the applicable amounts per hour per statute air mile radius from the Nevada freeway interchange of Interstate 80 and 580.

Zone 1	0 to 75	$0.00
Zone 2	Over 75 miles	$8.00

**A separate free zone will be established for employees permanently residing and working within a seventy-five (75) statute air mile radius of the Elko, Nevada Post Office*

ADD PREMIUM PAY:

Overtime worked on a regular workday will be paid at a rate of one and one-half (1.5) times the regular rate of pay for the first two (2) hours worked before or after the regular eight (8) hour shift, and at two (2) times the regular rate of pay for all hours in excess of ten (10) hours. The first ten (10) hours worked on a Saturday will be paid at a rate of one and one-half (1.5) times the regular rate of pay. All hours in excess of ten (10), work performed on Sundays and holidays, will be paid at two (2) times the regular rate of pay.

On a four (4) tens (10) schedule the regular workday shall be Monday-Thursday or Tuesday-Friday, the first ten (10) hours at straight time. The first two (2) hours after the regular workday shall be paid at one and one half (1.5) time. After twelve (12) hours the overtime rate will be double (2x) time. The fifth ten (10) hour shift shall be paid one and one half (1.5) time and double (2x) time after ten (10) hours. Sunday shall be double time.

WORKWEEK & WORKDAY: Normal start time is between 5:00 am and 8:00 am, eight (8) consecutive hours or ten (10) consecutive hours on a four (4) tens (10) schedule, worked at least four (4) consecutive days exclusive of one-half hour for lunch, Monday through Friday.

****Overtime and Double Time shall be calculated on the Taxable Income (base rate).**

SHIFT DIFFERENTIAL:

First Shift (Day)	When two or three shifts are worked, the day shift shall be established on an eight (8) hour basis, paid for eight (8) hours.
Second Shift (Swing)	Shall be established on a seven and one-half (7.5) hour basis, paid for eight (8) hours.
Third Shift (Graveyard)	Shall be established on a seven (7) hour basis, paid for eight (8) hours.

RECOGNIZED HOLIDAYS:

New Year's Day	Memorial Day	July 4th	Friday before Labor Day
Labor Day	Nevada Admission Day	Thanksgiving Day	Friday after Thanksgiving Day
Day Before Christmas	Christmas Day		

**If a holiday falls on Saturday it shall be observed the preceding Friday; if a holiday falls on Sunday, it shall be observed the following Monday and shall be a double (2x) time day, if worked.*

JOB DESCRIPTION:

Excerpt from Agreement between LU 350 of United Assoc. of Journeymen and Apprentices of the Plumbing and Pipefitting Industry of United States and Canada.

Installation of all heating and refrigeration systems and competent parts thereof, including fabrication, assembling, erection installation, dismantling, repairing, reconditioning, adjusting, altering servicing, handling, distributing, and tying on all piping materials appurtenances and equipment by method, including all hangars and supports of every description, all other work including the trade relevant to oil burner and all other types of heating and refrigeration equipment including low voltage controls.

Craft: ROOFER (Union Rate)
(Does not include sheet metal roofs)
Prevailing wage rates include the base rate as well as all applicable fringes

Roofer-Journeyman (A Journeyperson of a three (3) person crew or more shall be designated a Foreman.)	$55.43
Roofer-Foreman (The Foreman's wage shall be twenty percent (20%) over a Journeyperson's base wage.)	$63.73

**A Journeyperson of a three (3) person crew or more shall be designated a Foreman.*

ADD PREMIUM PAY:
Any work performed in excess of ten (10) hours per day or forty (40) hours per week shall be paid at the rate of one and one-half (1.5) times the regular straight time rate of pay. Two times (2x) the regular wage shall be paid for all work performed on Sundays. Two times (2x) the regular wage shall be paid for work performed on a Holiday.

REGULAR WORKDAY: The regular workday shall be eight to ten (8 to 10) hours plus a half (1/2) hour unpaid lunch.

REGULAR WORKWEEK: The regular workweek shall be a forty (40) hour flexible schedule, Monday through Saturday. The regular workday shall start as scheduled by the employer.

****Overtime and Double Time are calculated on the base rate of pay.**

RECOGNIZED HOLIDAYS:

New Year's Day	Presidents' Day	Memorial Day	Independence Day
Labor Day	Veterans Day	Thanksgiving Day	Friday after Thanksgiving
Christmas Eve	Christmas Day		

**If a designated holiday falls on Saturday, it shall be observed on the preceding Friday as a day off; a holiday falling on Sunday shall be observed on the following Monday as a day off; a holiday falling on Tuesday, Wednesday, or Thursday shall be observed on that day.*

JOB DESCRIPTION:
Excerpt from Roofers, Waterproofers, and Allied Workers Local 162.

All slate where used for roofing of any size, shape or color, used in any manner laid, including flat or promenade slates, with necessary metal flashing to make water-tight.
All tile where used for roofing of any size, shape or color, used in any manner laid, including flat or promenade tile, with necessary metal flashing to make watertight.
All asbestos shingles where used for roofing of any size, shape or color, and in any manner, laid with necessary metal flashing to make watertight.
All cementing in, on or around the said slate or tile roof or promenade.
All laying of felt, paper, membranes, ice shields, vapor barriers or similar underlayments on substrates.
All dressing, punching and cutting of all roof slate or tile.
All operation of slate cutting or punching machinery.
All substitute material taking the place of slate or tile, as asbestos slate or tile, cement or composition tile, including shingles of composition wood and metal tile.
All removal of slate or tile roofing as defined above when a roof is to be reapplied in their place.
All solar or photovoltaic cell-type roofing systems used to transform solar energy to electrical energy.
All organic or inorganic felts and fabrics that comprise the reinforcing membrane of built-up roofing and waterproofing systems.
All waterproofing using bituminous products whether structures are above or below grade.
All forms of plastic, slate, slag, gravel, or rock roofing, including all types of aggregates, blocks, bricks, stones or pavers used to ballast or protect Inverted Roof Membrane Assembly (IRMA) roofs, or roofs of similar construction where the insulation is laid over the roof membrane.
All kinds of asphalt and composition roofing and waterproofing.
All base flashings, curb flashings, and counter flashings of bituminous composition used to roof or waterproof intersections of horizontal surfaces.
All components of composition roofing systems used to seal the roof, including but not limited to compression seals, termination bars, lath, roof cement and reinforcements, caulking and sealants.
All kinds of coal tar pitch and coal tar bitumen roofing and waterproofing.
All cleaning, preparing, priming and sealing of roof decks and surfaces that receive roofing, dampproofing and/or waterproofing.
All rock asphalt and composition roofing.
All rock asphalt mastic when used for damp and waterproofing.
All prepared paper roofing.
All mineral surfaced roofing, including 90lb., and 818, whether nailed, mopped with bitumen, or applied with mastic or adhesive.
All compressed paper, chemically prepared paper, and burlap when used for roofing or damp and waterproofing purposes, with or without coating.

All substrates used on the roof deck for fireproofing or any materials used as a support or nailing surface for the roofing system over the deck.
All damp resisting preparations when applied with a mop, brush, roller, swab, trowel, or spray system inside or outside of structure.
All damp course, sheeting or coating on all foundation work.
All tarred floors.
All wood block floors that are set in and/or coated with bituminous products.
All waterproofing of shower pans and/or stalls.
All laying of tile, wood block or brick, when laid in pitch, tar, asphalt mastic, marmolite, or any form of bituminous products.
All forms of insulation used as part of, or in connection with, roofing, waterproofing or dampproofing.
All forms of composite insulations having nailable surfaces (e.g. plywood, pressboard, chipboard, drywall, or other laminates) bonded to the insulation wherever such composite insulations are used as an integral thermal insulating component of the roofing system.
All forms of protection boards, walkway pads and roof treads used in composition roofing or waterproofing to protect the membrane from damage.
All types of coatings, toppings and finishes used on the roof surfaces.
All solar or photovoltaic cell-type structures that are used as substitutes for ballast or membrane protection.
All solar or photovoltaic cell-type roof membrane systems used to transform solar energy to electrical energy.
All forms of elastomeric and/or plastic (elasto-plastic) roofing systems, both sheet and liquid applied, whether single-ply or multi-ply. These shall include but not limited to:

a. PVC (polyvinyl chloride systems)
b. Butyl Rubber
c. EPDM (Ethylene-propylene diene monomer)
d. PIB (polyisobutylene)
e. CPE (chlorinated polyethylene)
f. CSPE (chlorosulfonated polyethylene)
g. Modified bitumens
h. TPO Membrane (Thermo Plastic Olefin)

All sealing and caulking of seams and joints on these roofing systems by heat or solvent welding or by adhesives or butyl tapes or any other means.
All base flashings, curb flashings and counter flashings of elasto-plastic composition as outlined.
All components of elasto-plastic roofing systems used to seal the roof including but not limited to, compression seals, termination bars, caulking and sealants.
All insulations applied with the above systems, whether laid dry, mechanically fastened, or attached with adhesives, to include any gypsum board and/or fire barrier required.
All forms of composite insulations having nailable surfaces (e.g. plywood, chipboard, drywall, or other laminates) bonded to the insulation wherever such composite insulations are used as an integral thermal insulating component of the roofing system.
All types of aggregates, blocks, bricks, stones, or units of photovoltaic cell construction used to ballast these elasto-plastic systems.
All types of aggregates, blocks, stones, pavers or units of photovoltaic cell construction used to ballast or protect Inverted Roofing Membrane Assembly (IRMA) roofs, or roofs of similar construction where the insulation is laid over the roof membrane.
All sealing and caulking of seams and joints on these elasto-plastic systems to ensure water-tightness.
All liquid-type elasto-plastic preparations for roofing, damp or waterproofing when applied with a squeegee, trowel, roller or spray equipment, whether applied inside or outside of the building.
All sheet-type, elasto-plastic systems, whether single or multi-ply for waterproofing either inside or outside of a building.
All cleaning, preparing, priming and sealing of surfaces to be roofed, dampproofed or waterproofed, whether done by roller, mop, swab, three-knot brush, squeegee, spray systems, or any other means of application.
All types of pre-formed panels and rolls used in waterproofing (Volclay, Bentonite etc.)
All applications of protection boards to prevent damage to the dampproofing or waterproofing membrane by other crafts or during back-filling operations.
All handling of roofing, damp and waterproofing materials.
All hoisting and storing of roofing, damp and waterproofing materials.
All types of spray-in-place foams such as urethane, polyurethane, or polyisocyanurate, the machinery and equipment used to apply them, and the coatings that are applied over them.
All types of resaturants, coatings, mastics and toppings when used for roof maintenance and repairs.
All wrapping and/or coating of underground pipelines with bitumastic enamel or cold process, polykin tape, tapecoat, or other asphaltic coatings or tape inside or outside of pipe, whether done by roller, mop, swab, three-knot brush, or spray systems. Preparation of surface by sand blasting or wire brushing.
All operation of jeeper or holiday detectors.
All Zonolite or Cellular Concrete Roof Insulation and all materials, the machinery and equipment used to apply them.
All materials laminated to roofing and/or insulation systems.

Craft: SHEET METAL WORKERS (Union Rate)

Prevailing wage rates include the base rate as well as all applicable fringes

Sheet Metal Worker Journeyman	$83.70
Sheet Metal Worker Foreman	$88.96
Sheet Metal Worker General Foreman	$94.22

ADD ZONE RATE:

In addition to SHEET METAL WORKER rates, add the applicable amounts per hour, calculated based on a road from the courthouse in Reno, Nevada:

Zone 1	0 to 75 miles	$0.00
Zone 2	75 to 100 miles	$5.00
Zone 3	Over 100 miles	$10.00 (Employee shall be provided reasonable lodging and meal expenses.)

**A separate free zone will be established for employees permanently residing and working within a seventy-five (75) mile radius of the Elko, Nevada Post Office.*

ADD PREMIUM PAY:

All work performed outside the regular working hours and performed during the regular work week, shall be at one and one-half (1.5) times the regular rate. The first eight (8) hours worked on Saturday shall be paid at one and one-half (1.5) times the regular rate. All work after ten (10) continuous hours, all hours worked beyond eight (8) on Saturday, and all hours worked on Sundays and holidays will be compensated at double (2x) the regular rate.

****Overtime and Double Time are calculated on the base rate of pay.**

WORKDAY & WORKWEEK: Regular working day is between 6:00 am and 4:30 pm Monday through Friday. At the employer's discretion a regular work week, may include ten (10) hour days at four (4) days per week.

SHIFT DIFFERENTIAL:

First Shift (Day)	Begin at 6:00 am and end at 4:30 pm	Standard hourly wage
Second Shift (Swing)	Start Time 4:00 p.m.	Additional 10% to the taxable wage
Third Shift (Graveyard)	Start Time 12:00 a.m.	Additional 15% to the taxable wage

**Three or more consecutive days. When a second shift (evening) is required, the second shift may start any time following the day shift. If the second shift extends past midnight, the entire second shift shall be paid at the graveyard shift rate. When three (3) shifts are required, the graveyard shift will begin at 12:00 am on Monday. The day shift shall begin at 6:00 am and end at 4:30 pm. The evening shift will begin at 4:00 pm on Monday.*

RECOGNIZED HOLIDAYS:

New Year's Day	Memorial Day	Independence Day	Friday before Labor Day
Labor Day	Nevada Day	Thanksgiving Day	Day after Thanksgiving
Day before Christmas	Christmas Day		

**Or days locally observed as such, and Sunday shall be recognized as holidays. If a holiday falls on Saturday, it shall be recognized on the preceding Friday; if a holiday falls on Sunday, it shall be recognized the following Monday*

JOB DESCRIPTION:

Excerpt from Sheet Metal Local 26 Collective Bargaining Agreement.

Manufacture, fabrication, assembling, handling, erection, installation, dismantling, conditioning, adjustment, alteration, repairing and servicing of all ferrous or nonferrous metal work and all other materials used in lieu thereof and of all HVAC systems, air veyor systems, exhaust systems, and air-handling systems regardless of material used including the setting of all equipment and all reinforcements in connection therewith; all lagging over insulation and all duct lining; testing and balancing of all air-handling equipment and duct work; the preparation of all shop and field sketches whether manually drawn or computer assisted used in fabrication and erection, including those taken from original architectural and engineering drawings or sketches; metal exterior wall systems, metal roofing; and all other work included in the jurisdictional claims of International Association of Sheet Metal, Air, Rail and Transportation Workers.

Craft: SOILS and MATERIAL TESTER (Non-Union Rate)

Prevailing wage rates include the base rate as well as all applicable fringes

Soils and Materials Tester	$52.91

Craft: SPRINKLER FITTER (Union Rate)

Prevailing wage rates include the base rate as well as all applicable fringes

Effective: 10/13/26

Sprinkler Fitter-Journeyman	$88.91
Sprinkler Fitter-Foreman	$92.41
Sprinkler Fitter-General Foreman	$94.66

ADD ZONE RATE:

In addition to SPRINKLER FITTER rates, add the applicable amounts per day. Zone Pay shall be determined by reference to maps.google.com from the residence of the employee to the job site, and shall be paid per day as follows:

Zone 1	0 to 60 miles	$0.00
Zone 2	60-80 miles	$30.00
Zone 3	80-100 miles	$39.00
Zone 4 (Subsistence Pay)	Over 100 miles	$150.00

ADD PREMIUM PAY:

All overtime, except for Sundays and holidays, shall be at the rate of time and one-half (1.5). Time worked on Sundays and holidays shall be double (2x) the regular rate of pay.

STANDARD WORKDAY AND WORKWEEK: Eight (8) consecutive hours of work between 6:00 a.m. and 6:00 p.m. Monday through Friday.

****Overtime and Double Time are calculated on the base rate of pay.**

SHIFT DIFFERENTIAL:

Second & Third Shifts (Swing/Graveyard)	6:00 p.m. to 6:00 a.m.	15% above base hourly rate
Shift work may only be performed on the same job site and must continue for five (5) consecutive workdays. Eight (8) hours of work constitutes a shift. There shall be at least two (2) men on each shift. It shall not be required to work a day shift to work a second and/or third shift under this paragraph. Shift work shall only be considered if it has 5 consecutive days; anything less will be considered overtime rate of pay.		

RECOGNIZED HOLIDAYS:

New Year's Day	Memorial Day	Independence Day	Labor Day
Thanksgiving Day	Christmas Day		

**When a holiday falls on a Sunday, the following Monday shall be considered the holiday; when a holiday falls on Saturday, the preceding Friday shall be considered the holiday.*

JOB DESCRIPTION:

Excerpt from between National Fire Sprinkler Association and Road Sprinkler Fitters Local 669.

Installing, dismantling, maintenance, repairs, adjustments and corrections of all fire protection and fire control systems Including the unloading, handling by hand, power equipment and installation of all piping or tubing, appurtenances and equipment pertaining thereto, including both overhead and underground water mains, fire hydrants and hydrant mains, standpipes, and hose connections to sprinkler systems, sprinkler tank heaters, air lines and thermal systems used in connection with sprinkler and alarms systems, also all tanks and pumps connected thereto. Also including shall be CO2 and Cardox Systems, Dry Chemical Systems, Foam Systems and all other fire protection systems, but excluding steam fire protection systems.

Craft: SURVEYOR (Union Rate)

Prevailing wage rates include the base rate as well as all applicable fringes.

Rodman/Chainman	$72.97
Chief of Party Surveyor	$75.69

ADD PREMIUM PAY:

One and one-half (1.5) times the applicable straight-time rate for all work performed before a shift begins and after it ends, and for all Saturday work in excess of forty (40) hours in one (1) work week. Double (2x) the applicable straight time rate after twelve (12) hours in any one shift. Any work performed on Sundays and holidays shall be paid at two (2) times the applicable straight time rate.

****Overtime and Double Time are calculated on the base rate/Taxable Income.**

SHIFT DIFFERENTIAL:

Night Shifts	All shifts starting between 4:00 pm and 4:00 am	Shall be paid twelve and one-half percent (12.5%) differential in addition to his/her regular pay

RECOGNIZED HOLIDAYS:

New Year's Day	Presidents' Day	Memorial Day	Independence Day
Labor Day	Nevada Admission Day	Thanksgiving Day	Day after Thanksgiving Day
Christmas Day			

**Holidays falling on Sunday shall be observed the following Monday, holidays falling on Saturday shall be observed the preceding Friday.*

JOB DESCRIPTION:

Excerpt from Operating Engineers Local 3 Agreement, includes but is not limited to:

1. Planning ground surveys designed to establish base lines, elevation and other geodetic measurements;
2. Compiling data relevant to the shape, contour, gravitation, location, elevation and dimension of land and land features on or near the surface of the Earth for engineering, map making, mining, land evaluation, construction and other purposes;
3. Surveying bodies of water to determine navigable channels and to secure data for construction of breakwaters, piers and other marine structures;
4. Computing data necessary for driving and connecting underground passages, underground storage and volume of underground deposits.

Craft: TAPER (Union Rate)

Prevailing wage rates include the base rate as well as all applicable fringes

Taper-Journeyman	$67.36
Taper-Foreman	$71.96

ADD ZONE RATE:

In addition to TAPER rates add the applicable amounts per day calculated based on road miles from the Washoe County Courthouse.

Zone 1	0 to 70 miles	$0.00
Zone 2	Over 70 miles	$75.00

**Excludes the City limits of Fallon and the Fallon NAS.*

ADD PREMIUM PAY:

The first four (4) hours worked outside a regular five (5) day eight (8) hour constituted day shift, Monday through Friday, shall be paid at the rate of one and one-half (1.5) times the straight time rate. All hours worked beyond twelve (12) hours shall be paid at two (2X) times the straight time rate. The first ten (10) hours worked on a Saturday shift shall be paid at the rate one and one-half (1.5) times the straight time rate all other hours worked beyond the ten (10) hours shall be paid at double (2X) the straight time rate. Hours worked on Sunday and recognized holidays shall be paid at the rate of two times (2X) the straight time hourly rate. Any work beginning after 9:00 pm on Sunday that ends on Monday shall be considered Monday work. Any hours worked prior to 9:00 pm Sunday would be considered Sunday work and shall be paid at two (2) times the regular straight time rate of pay.

When working a four-10 (4-10) hour shift, hours worked beyond ten (10) and before twelve (12) hours shall be paid at one and one-half (1.5) the straight time rate; all hours beyond shall be paid at two (2X) time the straight time rate. The first ten (10) hours worked on the fifth (5th) or sixth (6th) day shall be paid at one and one-half (1.5) the straight time rate; all other hours at double (2X) the straight time rate. A four-ten (4-10) hour shift will be four (4) straight days, Monday through Thursday, or Tuesday through Friday.

***Overtime and Double Time are calculated on the base rate of pay.**

WORKWEEK: The regular workweek shall consist of five (5) eight (8) hour workdays, or four (4) consecutive ten (10) hour workdays between Monday through Friday between 6:00 am and 6:00 pm.

SHIFT DIFFERENTIAL:

First Shift (Day)	8:00 a.m. to 4:30p.m.	Eight (8) hours at the regular rate of wages
Second Shift (Swing)	4:30 p.m. to 12:01 a.m.	Seven (7) hours work for eight (8) hours pay at the regular rate of wages.
Third Shift (Graveyard)	12:30 a.m. to 7:30 a.m.	Six and one-half (6.5) hours work for eight (8) hours pay at the regular rate of wages.

**Shift work shall be for a minimum of five (5) consecutive days, Monday through Friday, of which one (1), two (2), or three (3) of the above shifts may be worked.*

High Pay (Over 40 feet)	Work on an elevated, mechanically operated platform (including but not limited to: swing stage, boatswain chair, crane basket, heck lift) or rappelling work	Additional 10% per hour above the base

RECOGNIZED HOLIDAYS:

New Year's Day	Memorial Day	Independence Day	Labor Day
Nevada Day	Thanksgiving Day	Family Day	Christmas Day

**No work shall be permitted on Labor Day or Christmas Day under any circumstances. Holidays falling on a Saturday shall be observed the prior Friday. Holidays falling on Sunday, the Monday following shall be observed.*

JOB DESCRIPTION:

Excerpt from Agreement between DC 16 and the independent Drywall Contractors of Northern Nevada (Local 567).

Shall include (but not be limited to) all work operations, including distribution to the point of application, as follows:
(a) Work or services pertaining to the preparation, spotting, pointing, detailing, flushing, sanding and finishing of interior and/or exterior gypsum, drywall, thin wall, concrete, steel, wood and plaster surfaces, spackling of all surfaces where adhesive materials are used; and all drywall pointing, taping and finishing.

(b) Work or services pertaining to the application of all finish or flushing materials regardless of method of application or type of surface on which materials are applied, including but not limited to texture and simulated acoustic materials of all types and the application of radiant heat fill and steel fireproofing materials.
(c) Work or services pertaining to the installation of protective coverings and masking prior to the application of finish materials.
(d) The operation and care of all taping tools and texturing equipment used in the finishing and texturing of drywall and other surfaces including brushes, rollers, spray texturing equipment, miscellaneous hand, mechanical, and power tools, and the operation and maintenance of compressors required in the finishing and texturing of such surfaces.
(e) No limitation shall be placed on the work by reason of the surface, type of material or purpose for which the materials used are designed or intended.
(f) The cleanup of all materials and debris occasioned by any job operation at the site of construction, alteration, or repair undertaken whether such operation occurs on the interior or exterior of a building structure.

Craft: TILE SETTER/TERRAZZO WORKER/MARBLE MASON FINISHER (Non-Union Rate)

Prevailing wage rates include the base rate as well as all applicable fringes

Tile Setter/Terrazzo Worker/Mable Mason Finisher	$44.85

JOB DESCRIPTION TILE FINISHER (Copied from O*NET OnLine):

- Apply a mixture of cement, sand, pigment, or marble chips to floors, stairways, and cabinet fixtures to fashion durable and decorative surfaces.
- Measure designated amounts of ingredients for terrazzo or grout, according to standard formulas and specifications, using graduated containers and scales, and load ingredients into portable mixer.
- Grind surfaces with a power grinder, or polish surfaces with polishing or surfacing machines.
- Cut metal division strips and press them into the terrazzo base for joints or changes of color to form designs or patterns or to help prevent cracks.
- Blend marble chip mixtures, place into panels, and push a roller over the surface to embed the chips.
- Modify mixing, grouting, grinding, or cleaning procedures, according to type of installation or material used.
- Spread, level, or smooth concrete or terrazzo mixtures to form bases or finished surfaces, using rakes, shovels, hand or power trowels, hand or power screeds, or floats.
- Grind curved surfaces or areas inaccessible to surfacing machine, such as stairways or cabinet tops, with portable hand grinder.
- Wash polished terrazzo surface, using cleaner and water, and apply sealer and curing agent according to manufacturer's specifications, using brush or sprayer.
- Position and secure moisture membrane and wire mesh in preparation for pouring base materials for terrazzo installation.
- Fill slight grinding depressions with matching grout material and hand-trowel for a smooth, uniform surface.
- Clean installation site, mixing and storage areas, tools, machines, and equipment, and store materials and equipment.
- Sprinkle colored marble or stone chips, powdered steel, or coloring powder over surface to produce prescribed finish.
- Wet surface to prepare for bonding, fill holes and cracks with grout or slurry, and smooth with a trowel.
- Mix cement, sand, and water to produce concrete, grout, or slurry, using hoe, trowel, tamper, scraper, or concrete-mixing machine.
- Chip, scrape, or grind high spots, ridges, or rough projections to finish concrete, using pneumatic chisel, hand chisel, or other hand tools.
- Mold expansion joints and edges, using edging tools, jointers, or straightedges.
- Move terrazzo installation materials, tools, machines, or work devices to work areas, manually or using wheelbarrow.
- Clean chipped area, using wire brush, and feel and observe surface to determine if it is rough or uneven.
- Repair concrete by cutting out damaged areas, drilling holes for reinforcing rods, and positioning reinforcing rods, using power saw and drill.
- Precast terrazzo blocks in wooden forms.
- Wet concrete surface and rub with stone to smooth surface and obtain specified finish.
- Build wooden molds, clamping molds around areas to be repaired, or setting up frames to the proper depth and alignment.
- Spread roofing paper on surface of foundation and spread concrete onto roofing paper with trowel to form terrazzo base.
- Produce rough concrete surface, using broom.
- Remove frames when the foundation is dry.
- Signal truck driver to position truck to facilitate pouring concrete and move chute to direct concrete on forms.

Craft: TILE SETTER/TERRAZZO WORKER/MARBLE MASON (Non-Union Rate)

Prevailing wage rates include the base rate as well as all applicable fringes

Tile Setter - Journeyman	$55.50
Terrazzo/Marble Mason - Journeyman	$57.09

JOB DESCRIPTION TILE/STONE SETTER (Copied from O*NET OnLine):

- Apply hard tile, stone, and comparable materials to walls, floors, ceilings, countertops, and roof decks.
- Align and straighten tile using levels, squares, and straightedges.
- Finish and dress the joints and wipe excess grout from between tiles, using damp sponge.
- Cut and shape tile to fit around obstacles and into odd spaces and corners, using hand and power cutting tools.
- Determine and implement the best layout to achieve a desired pattern.
- Mix, apply, and spread plaster, concrete, mortar, cement, mastic, glue or other adhesives to form a bed for the tiles, using brush, trowel and screed.
- Study blueprints and examine surface to be covered to determine amount of material needed.
- Measure and mark surfaces to be tiled, following blueprints.
- Lay and set mosaic tiles to create decorative wall, mural, and floor designs.
- Apply mortar to tile back, position the tile, and press or tap with trowel handle to affix tile to base.
- Mix and apply mortar or cement to edges and ends of drain tiles to seal halves and joints.
- Apply a sealer to make grout stain- and water-resistant.
- Level concrete and allow to dry.
- Measure and cut metal lath to size for walls and ceilings, using tin snips.
- Install and anchor fixtures in designated positions, using hand tools.
- Prepare surfaces for tiling by attaching lath or waterproof paper, or by applying a cement mortar coat to a metal screen.
- Remove and replace cracked or damaged tile.
- Cut tile backing to required size, using shears.
- Remove any old tile, grout and adhesive using chisels and scrapers and clean the surface carefully.
- Cut, surface, polish, and install marble and granite or install pre-cast terrazzo, granite or marble units.
- Spread mastic or other adhesive base on roof deck to form base for promenade tile, using serrated spreader.
- Assist customers in selection of tile and grout.
- Prepare cost and labor estimates, based on calculations of time and materials needed for project.
- Brush glue onto manila paper on which design has been drawn and position tiles, finished side down, onto paper.
- Select and order tile and other items to be installed, such as bathroom accessories, walls, panels, and cabinets, according to specifications.
- Build underbeds and install anchor bolts, wires, and brackets.

Craft: TRAFFIC BARRIER ERECTOR (Union Rate)

Prevailing wage rates include the base rate as well as all applicable fringes

Traffic Barrier Erector (Laborer Group 1)	$56.28

ADD ZONE RATE:

In addition to TRAFFIC BARRIER ERECTOR, add the applicable amounts per hour, calculated based on road miles from either the Carson City Courthouse or the Washoe County Courthouse:

Zone 1	0 to 75 miles	$0.00
Zone 2	75 to 150 miles	$6.00
Zone 3	150 to 300 miles	$7.00
Zone 4	300 miles or over	$8.00

**No remote area pay shall be paid within ten (10) miles of employee's permanent place of residence in the State of Nevada.*

ADD PREMIUM PAY:

One and one-half (1.5) the regular straight time hourly rate shall be paid for all time worked over eight (8) or ten (10) (if on 4/10 schedule) in one day and on Saturdays. Sundays, Holidays, and all hours worked over twelve (12) in one day are to be paid at double (2x) the regular straight time hourly rate.

WORKDAY & WORKWEEK: Single shift jobs are eight (8) consecutive hours with a starting time between 5:30 am and 8:00 am., Monday through Friday.

****Overtime and Double Time shall be calculated on the Taxable wage (base rate).**

SHIFT DIFFERENTIAL:

Second (Swing) and Third (Graveyard) Shifts	Shall be paid a 12.5% differential

**Upon approval the Employer may utilize multiple shifts for less than five (5) consecutive days provided there is a legitimate business or bid specification requirement and the shift differential is paid.*

RECOGNIZED HOLIDAYS:

New Year's Day	Memorial Day	Independence Day	Labor Day
Admission (Nevada) Day	Thanksgiving Day	Family Day	Christmas Day

**If any of these holidays fall on Sunday, the Monday following shall be considered a holiday.*

JOB DESCRIPTION:

Excerpt from Agreement between AGC and LIUNA Local 169

1. Distributing traffic control signs and markers along site in designated pattern;
2. Informing drivers of detour routes through construction sites;

(SEE LABORERS GROUP 1)

Craft: TRUCK DRIVER (Non-Union Rate)

Prevailing wage rates include the base rate as well as all applicable fringes

Truck Driver	$35.79

JOB DESCRIPTION (Copied from O*NET OnLine):

Per Nevada Administrative Code 338.017, a worker who performs the craft of truck driver shall be deemed to be employed on a public work only while:

1. Transporting materials at the site of a public work; or
2. Transporting materials between the sites of a public work.

Craft: WELL DRILLER (Non-Union Rate)

Prevailing wage rates include the base rate as well as all applicable fringes

Well Driller	$36.42

JOB DESCRIPTION (Copied from O*NET OnLine)

Includes but is not limited to:

- Operate a variety of drills such as rotary, churn, and pneumatic to tap subsurface water and salt deposits, to remove core samples during mineral exploration or soil testing, and to facilitate the use of explosives in mining or construction. Includes horizontal and earth boring machine operators.
- Operate controls to stabilize machines and to position and align drills.
- Start, stop, and control drilling speed of machines and insertion of casings into holes.
- Regulate air pressure, rotary speed, and downward pressure, according to the type of rock or concrete being drilled.
- Select and attach drill bits and drill rods, adding more rods as hole depths increase, and changing drill bits as needed.
- Drive or guide truck-mounted equipment into position, level and stabilize rigs, and extend telescoping derricks.
- Operate machines to flush earth cuttings or to blow dust from holes.
- Verify depths and alignments of boring positions.
- Perform routine maintenance and upgrade work on machines and equipment, such as replacing parts, building up drill bits, and lubricating machinery.
- Select the appropriate drill for the job, using knowledge of rock or soil conditions.
- Document geological formations encountered during work.
- Drive trucks, tractors, or truck-mounted drills to and from work sites.
- Assemble and position machines, augers, casing pipes, and other equipment, using hand and power tools.
- Record drilling progress and geological data.
- Retrieve lost equipment from bore holes, using retrieval tools and equipment.
- Fabricate well casings.
- Pour water into wells, or pump water or slush into wells to cool drill bits and to remove drillings.
- Create and lay out designs for drill and blast patterns.
- Place and install screens, casings, pumps, and other well fixtures to develop wells.
- Operate water-well drilling rigs and other equipment to drill, bore, and dig for water wells or for environmental assessment purposes.
- Review client requirements and proposed locations for drilling operations to determine feasibility, and to determine cost estimates.
- Drill or bore holes in rock for blasting, grouting, anchoring, or building foundations.
- Perform pumping tests to assess well performance.
- Disinfect, reconstruct, and redevelop contaminated wells and water pumping systems, and clean and disinfect new wells in preparation for use.
- Design well pumping systems.
- Signal crane operators to move equipment.
- Withdraw drill rods from holes, and extract core samples.
- Inspect core samples to determine nature of strata, or take samples to laboratories for analysis.
- Retract augers to force discharge dirt from holes.
- Monitor drilling operations, by checking gauges and listening to equipment to assess drilling conditions and to determine the need to adjust drilling or alter equipment.

GROUP CLASSIFICATIONS

LABORER

LABORER, INCLUDES BUT IS NOT LIMITED TO:

Group 1

- All cleanup work of debris, grounds, and building including windows and tile
- Dumpmen or Spotter (other than asphalt)
- Handling and Servicing of Flares, Watchmen
- General Laborer: Shall include, but is not limited to, various construction and support, work processes and tasks, necessary for the economic and efficient completion of the construction work being performed not listed in any other Group
- Stocking and scrapping drywall, metal studs and related materials
- Tending to Carpenters, handling and distributing materials used by Carpenters
- Tending to portable space heaters
- Profilograph work all types manual, self propelled or carts Gab ion basket, building, handling, installation, and rigging
- Dry set paver work
- Guide Posts and Highway Signs
- Guardrail Erection and Dismantling
- Limber, Brushloader and Piler
- Traffic Barrier Erector
- Solar Laborer

Group 1A

- Flaggers

Group 2

- Choker setter or Rigger (clearing work only) Pittsburg
- Chipper and similar type brush shredders
- Concrete worker (wet or dry) all concrete work not listed in Group III
- including but not limited to: concrete farms stripping, handling, cleaning, oiling and moving to the next point of installation
- Waterproofing work
- Epoxying rebar/dowels and anchoring dowel baskets
- Placement/pouring of concrete including any epoxy resin or similar materials, rodding, spreading and tamping concrete, brooming or brushing, hand application of curing compounds, applying topping (wet or dry) colors or grits, and exposed finishes for architectural work
- Concrete patching, dry packing, chipping, stoning, and grouting,
- Concrete cold whether/rain protection and curing (except in cases of emergency)
- Placement/anchoring of all earth stabilization/filter fabrics
- Mechanically Stabilized Earth (MSE) and Keystone type retaining walls rigging, placing, aligning, backfilling and installation of dead men and any other stabilization components
- Crusher or Grizzly Tender
- Greasing Dowels
- Guinea Chaser (Stakemen)
- Panel forms (wood or metal) handling, cleaning and stripping of
- Loading and unloading, Carrying and handling of all rods and material for use in reinforcing concrete
- Railroad Trackmen (maintenance, repair or builders)
- Sloper

Group 3

- Asphalt Workers (Ironers, Shovelers, Cutting machine)
- Buggymobile
- Chainsaw, Faller, Logloader and Bucker
- Compactor (all types)
- Fence erector including safety, chain link, turtle, field and barbed wire fencing
- Concrete Mixer under ½ yard
- Concrete Pan Work (Breadpan type), handling, cleaning, stripping

- Concrete; Saw cutting and coring all types, Chipping, bush hammering,
- Grinding, Sanding, Vibrator, Epoxy Type Injection pumps
- Cribbing, Shoring, Lagging, Trench Jacking, Hand-Guided Lagging Hammer
- Curbing or Divider machine
- Curb Setter (precast or cut)
- Ditching Machine (hand-guided)
- Drillers Helper, Chuck Tender
- Form Raiser, Slip Forms
- Grouting of Concrete Walls, Windows and Door Jambs
- Headerboardmen
- Jackhammer, Pavement Breaker, Air Spade
- Mastic Worker (wet or dry)
- PipeWrapper, Kettlemen, Potmen, and Laborers applying asphalt, creosote and similar type materials
- All Power Tools (air, gas, or electric),
- Post Driver
- Riprap-Stonepaver and RockSlinger, including placing of sack concrete wet or dry Rototiller
- All Laborers work in conjunction with enviromats and similar type erosion control products
- Rigging and Signaling in connection with Laborers' work
- Sandblaster, Potmen, gunmen or Nozzlemen, water blasting not covered in Group 5A
- Vibra-screed
- All demolition and wrecking work including but not limited to any torch work cutting, burning, plasma arc, dust control, and salvaging (removing and salvaging of all materials, windows, doors, plumbing and electrical fixtures) and use of customary tools and equipment for demolition and wrecking
- All underpinning foundation work, digging of underpinning pits, removal of debris with tuggers or by other methods, cutting, handling and installing all shoring boards and lagging boards used for underpinning and foundation work, placement and tying of steel reinforcing for underpinning piers, all tiebacks and soil nail work drilling and grouting, all soldier beam work and use of customary tools and equipment for underpinning foundation work.

Group 3A

- Concrete Specialist
- Setting screeds
- Screed pins
- Curb forms and curb and gutter forms,
- Using Darby and push floats,
- Hand trowels or hand floating
- Marking edging
- Using base cove or step tools
- Spreading and finishing gypsum
- Concrete grinding machines (the terms does not include Rotomill machines for highway overlay grinding)
- Troweling machines
- Floating machines
- Finishing of epoxy or resin materials
- Operation of skill saw
- Laser Screed
- Laser Level
- Curb and Slipform machines
- Stamps or other means or texturing,
- Any new devices which are beneficial to the construction of or with concrete or related products.

Group 4

- Burning and Welding in connection with Laborers' work
- Joy Drill Model TWM-2A, Gardner Denver Model DN143 and similar type drills (in accordance with Memorandum of Understanding between Laborers and Operating Engineers dated at Miami, Florida, Feb. 3, 1954) and Track Drillers, Diamond Core Drillers, Wagon Drillers, Mechanical Drillers on Multiple Units

- High scalers including but not limited to laying, anchoring, pinning, cabling and stretching of any rock fall netting, mesh or wire fabric and use of customary tools and equipment for high scaling
- Concrete pump operator
- Heavy Duty Vibrator with Stinger 5" diameter or over
- Pipelayer, Caulker and Bander
- Pipelayer-waterline, Sewerline, Gasoline, Conduit and all other types of composition for any purpose buried under ground outside of building including, stringing, trench shoring, backfilling sanding, caution taping, all walk behind equipment and spotting
- Laborer work in connection with micro tunneling, directional drilling and pipe-jacking
- Cathodic protection, grounding for pipe work
- Cleaning of Utility Lines
- Slip Lining of Utility Lines (including operation of Equipment)
- TV Monitoring and Grouting of Utility Lines
- Asphalt Rakers and Asphalt dump Man
- All mechanical and pressurized pipe work, including the installation of pipe above and below ground, cathodic protection, bolt up, and support installation in connection to water conveyance, production, purification, filtration and treatment facilities

Group 5

- Construction Specialists
- Blasters and Powdermen, all work of loading, placing, and blasting of all powder and explosives of any type, regardless of method used for such loading and placing Asbestos removal
- Lead abatement
- Hazardous waste
- Material removal
- Traffic Control Supervisor

Group 5A

- Pavement Marking and Highway Striping
- Pavement Marking and Highway Striping Foreman
- Pavement Marking and Highway Striping work includes but is not limited to: All work by any method preformed in connection with the permanent or temporary application and installation of pavement marking of any kind, brand, type or style on parking lots, airfields, highways, streets and other such surfaces and all work performed in connection with removal of pavement marking, highway striping, and traffic control devices.
- Work in conjunction with the installation and erection of all permanently affixed road signs, monument markers, parking lot signs and parking delineating barricades, and car stops

Group 6

- Gunite Foremen, Nozzlemen, Rodmen, Gunmen, Materialmen, Reboundmen
- Tunnel and shaft workers/miners and use of customary tools and equipment for tunnel and mine work
- All worked performed in a compressed air tunnel shaft or chamber including the use of hand, power tools or equipment as necessary in connection with compressed air work

OPERATING ENGINEER, INCLUDES BUT IS NOT LIMITED TO:

Group 1
- Engineer Assistant

Group 1A
- Oiler (Construction)
- Partsman (heavy duty repair shop parts room when needed)

Group 2
- Compressor Operator
- Material Loader and/or Conveyor Operator (handling building materials)
- Pump Operator

Group 3
- Bobcat or similar loader, 1/4 cu. yd. or less
- Concrete Curing Machines (streets, highways, airports, canals)
- Conveyor Belt Operator (tunnel)
- Forklift (under 20ft)
- Engineer Generating Plant (500 K.W.)
- Mixer Box Operator (concrete plant)
- Motorman
- Rodman/Chainman
- Rotomist Operator
- Oiler (truck crane)

Group 4
- Concrete Mixer Operator, Skip type
- Dinky Operator (Assistant to Engineer required)
- Forklift (20' or over) or Lumber Stacker
- Ross Carrier
- Skip Loader Operator (under one (1) cu. yd.)
- Tie Spacer

Group 5
- Concrete Mixers (over one (1) cu. yd.)
- Concrete Pumps or Pumpcrete Guns
- Elevator and Material Hoist (one (1) drum)
- Groundman for Asphalt Milling and similar

Group 6
- Auger type drilling equipment up to and including 30 ft. depth digging capacity M.R.C.
- Boom Truck or Dual-Purpose A-Frame Truck
- B.L.H. Lima Road Pactor or similar
- Chip Box Spreader (Flaherty type or similar)
- Concrete Batch Plant (wet or dry)
- Concrete Saws (highways, streets, airports, canals)
- Locomotives (over thirty (30) tons)
- Maginnis International Full Slab Vibrator (airports, highways, canals and warehouses)
- Mechanical Finishers (concrete) (Clary, Johnson, Bidwell Bridge Deck or similar types)
- Mechanical Burn, Curb and/or Curb and Gutter Machine (concrete or asphalt)
- Pavement Breaker, Truck Mounted, with compressor combination
- Pavement Breaker or Tamper (with or without compressor combination)
- Power Jumbo Operator (setting slip-forms, etc., in tunnels)
- Roller Operator (except asphalt)
- Self-Propelled Tape Machine

- Self-Propelled Compactor (single engine)
- Self-Propelled Power Sweeper Operator
- Slip-Form Pump (power-driven by hydraulic, electric, air, gas, etc. lifting device for concrete forms)
- Small Rubber-Tired Tractors
- Snooper Crane, Paxton-Mitchell or similar
- Stationary Pipe Wrapping, Cleaning and Bending Machine Operator

Group 7

- Auger type drilling equipment over 30 ft. depth digging capacity M.R.C.
- Compressor (over 2)
- Concrete Conveyor or Concrete Pump, truck or equipment mounted (any assistance required shall be performed by an Assistant to Engineer) Boom length to apply
  Concrete Conveyor, Building Site
- Drilling and Boring Machine, vertical and horizontal (not to apply to waterliners, wagon drills or jack hammers)
- Crusher Plant Engineer
- Generators
- Kolman Loader
- Lubrication and Service Engineer (mobile and grease rack)
- Material Hoist (two (2) or more drums)
- Mine or Shaft Hoist
- Pipe Bending Machines (pipeline only)
- Pipe Cleaning Machines (tractor-propelled and supported)
- Pipe Wrapping Machines (tractor-propelled and supported)
- Portable Crushing and Screening Plants
- Post Driller And/or Driver
- Pumps (over 2)
- Screedman (except asphaltic or concrete paving)
- Self-Propelled Boom-Type Lifting Device (center mount) (on ten (10) ton capacity or less)
- Slusher Operator
- Soil Tester (Certified)
- Soils and Materials Tester
- Surface Heater and Planer Operator
- Trenching Machine (maximum digging capacity three (3) ft. depth) (Any assistance in the operation, if needed, shall be performed by an Assistant to Engineer)
- Truck-Type Loader
- Welding Machines (gasoline or diesel)

Group 8

- Articulated on-Site Dump Trucks
- Asphalt Plant Engineer
- Asphalt Milling Machine
- Cast-In-Place Pipe-Laying Machine
- Combination Slusher and Motor Operator
- Concrete Batch Plant (multiple units)
- Dozer Operator
- Drill Doctor
- Elevating Grader Operator
- Stiff Frame Off Road Haul Trucks
- Grooving and Grinding Machine (highways)
- Ken Seal Operator
- Marination Plant
- Loader (up to and including two and one-half (2 1/2) cu. yds)
- Mechanical Finishers or Spreader Machine (asphalt, Barber-Greene or similar)
- Shuttle Buggy

- Mechanical Trench Shield
- Mixermobile
- Push Cats
- Road Oil Mixing Machine Operator Wood-Mixer (and other similar Pugmill equipment)
- Roller Operator (asphalt)
- Rubber-Tired Earthmoving Equipment (up to and including thirty-five (35) cu. yds. "struck " M.R.C., Euclids, T-Pulls, DW10, 20, 21 and similar)
- Water Pull
- Screedman (Barber-Greene and similar) (asphaltic or concrete paving)
- Self-Propelled Compactors with Dozer; Hyster 450, Cat 825 or similar
- Sheepfoot
- Small Tractor (with boom)
- Soil Stabilizer (P & H or equal)
- Timber Skidder (rubber-tired) or similar equipment
- Track Loader
- Tractor-Drawn Scraper
- Tractor Operator
- Tractor-Mounted Compressor Drill Combination
- Trenching Machine Operator (over three (3) feet depth)
- Tri-Batch Paver
- Tunnel Badger or Tunnel Boring Machine Operator
- Tunnel Mole Boring Machine
- Vermeer T-600b Rock Cutter
- Vacuum Truck(excludes trailer mounted vaccums)

Group 9

- Chicago Boom
- Combination Backhoe and Loader (up to and including 3/8 cu. yd.)
- Combination Mixer and Compressor (gunite)
- Heavy Duty Repairman and/or Welder (Shop)
- Lull Hi-Lift (twenty (20) feet or over)
- Mucking Machine
- Sub-Grader (Gurries or other types)
- Tractor (with Boom) (D6 or larger)
- Track-Laying-Type Earthmoving Machine (single engine with tandem scrapers)

Group 10

- Boom-Type Backfilling Machine
- Bridge Crane
- Cary-Lift or similar
- Chemical Grouting Machine
- Chief of Party
- Derricks (two (2) Group 10 Operators required when swing engine remote from hoist)
- Derrick Barges (except excavation work)
- Euclid Loader and similar types
- Heavy Duty Repairman and/or Welder (Field)
- Heavy Duty Rotary Drill Rigs
- Lift-Slab (Vagtborg and similar types)
- Loader (over two and one-half (2 1/2 cu. yds. up to and including four (4) cu. yds.)
- Locomotive (over one hundred (100) tons, single or multiple units)
- Multiple-Engine Earthmoving Machines (Euclid Dozers, etc.)
- Pre-Stress Wire Wrapping Machine
- Rubber-Tired Scraper, Self-Loading

- Single-Engine Scraper (over thirty-five (35) cu. yds.)
- Shuttle Car (Reclaim Station)
- Train Loading Station
- Trenching Machine multi-engine with sloping attachments (Jefco or similar)
- Vacuum Cooling Plant
- Whirley Crane (up to and including twenty-five (25) tons)

Group 10A

- Backhoe-Hydraulic (up to and including one (1) cu. yd.)
- Backhoe (up to and including one (1) cu. yd.) (Cable)
- CMI Dual Lane Auto-Grader SP30 or similar type
- Cranes (not over twenty-five (25) tons) (hammerhead and gantry)
- Gradalls (up to and including one (1) cu. yd.)
- Motor Patrol Operator
- Power Shovels, Clamshells, Draglines, Cranes (up to and including one (1) cu. yd.)
- Rubber-Tired Scraper, Self-Loading (twin engine)
- Self-Propelled Boom-Type Lifting Device, center mount (over 10 tons up to and including 25 tons)

Group 11

- Automatic Asphalt or Concrete Slip-Form Paver
- Automatic Railroad Car Dumper
- Canal Trimmer
- Cary Lift, Campbell or similar type
- Cranes (over twenty-five (25) tons)
- Euclid Loader when controlled from the Pullcat
- Finish Blade
- Gradesetter, Grade Checker
- Highline Cableway Operator
- Loader (over four (4) cu. yds. up to and including twelve (12) cu. yds.)
- Multi-Engine Earthmoving Equipment (up to and including seventy-five (75) cu. yds. struck m.r.c.)
- Multi-Engine Scrapers (when used to Push Pull)
- Power Shovels, Clamshells, Draglines, Backhoes Gradalls (over one (1) cu. yd. and up to and including seven (7) cu. yds. m.r.c.)
- Self-Propelled Boom-Type Lifting Device (center mount) (over 25 tons m.r.c.)
- Self-Propelled Compactor (with multiple-propulsion power units)
- Single-Engine Rubber-Tired Earthmoving Machine, with Tandem Scraper
- Slip-Form Paver (concrete or asphalt)
- Tandem Cats and Scraper
- Tower Crane Mobile (including Rail Mount)
- Truck Mounted Hydraulic Crane when remote control equipped (over 10 tons up to and including 25 tons)
- Universal Liebher and Tower Cranes (and similar types)
- Wheel Excavator (up to and including seven hundred fifty (750) cu. yds. per hour)
- Whirley Cranes (over twenty-five (25) tons)

Group 11A

- Band Wagons (in conjunction with Wheel Excavators)
- Operator of Helicopter (when used in construction work)
- Loader (over twelve (12) cu. yds.)
- Multi-Engine Earthmoving Equipment (over seventy-five (75) cu. yds. "struck" m.r.c.)
- Power Shovels, Clamshells, Draglines, Backhoes, and Gradalls (over seven 7 cu. yds. m.r.c.)
- Remote-Controlled Earth Moving Equipment
- Wheel Excavator (over seven hundred fifty (750) cu. yds. per hour)

Group 11B

- Holland Loader or similar or Loader (over 18 cu. yds.)

OPERATING ENGINEERS - STEEL FABRICATOR & ERECTOR

Group 1

- Cranes over 100 tons
- Derrick over 100 tons
- Self-Propelled Boom Type Lifting Devices over 100 tons

Group 2

- Cranes over 45 tons up to and including 100 tons
- Derrick, 100 tons and under
- Self-Propelled Boom Type Lifting Device, over 45 tons
- Tower Crane

Group 3

- Cranes, 45 tons and under
- Self-Propelled Boom Type Lifting Device, 45 tons and under

Group 4

- Chicago Boom
- Forklift, 10 tons and over
- 59
- Heavy Duty Repairman/Welder

Group 5

- Boom Cat

OPERATING ENGINEER -PILE DRIVER

Group 1

- Derrick Barge Pedestal mounted over 100 tons
- Clamshells over 7 cu. yds.
- Self-Propelled Boom Type Lifting Device, over 100 tons
- Truck Crane or Crawler, land or barge mounted over 100 tons

Group 2

- Derrick Barge Pedestal mounted 45 tons up to and including 100 tons
- Clamshells up to and including 7 cu. yds.
- Self-Propelled Boom Type Lifting Device over 45 tons
- Truck Crane or Crawler, land or barge mounted, over 45 tons up to and including 100 tons

Group 3

- Derrick Barge Pedestal mounted under 45 tons
- Self-Propelled Boom Type Lifting Device 45 tons and under
- Skid/Scow Piledriver, any tonnage
- Truck Crane or Crawler, land or barge mounted 45 tons and under

Group 4

- Assistant Operator in lieu of Assistant to Engineer
- Forklift, 10 tons and over
- Heavy Duty Repairman/Welder

Group 5

No current classification

Group 6

- Deck Engineer

Group 7

No current classification

Group 8

- Deckhand
- Fireman

SECTION 01200 - PROJECT MEETINGS

PART 1- GENERAL

1.1 RELATED DOCUMENTS

A. Drawings and general provisions of the Contract, including all bid documents and addendums associated with this project shall apply to this section.

1.2 SUMMARY

A. This section includes administrative and procedural requirements for project meetings including, but not limited, to the following:

1. Pre-Construction Conference

2. Pre-Installation Conferences

3. Coordination Meetings

4. Progress Meetings

5. Start-up / Training

6. Service, maintenance, warranty review.

B. Construction Schedules are specified in Division 1 SECTION 01310-A – PROGRESS SCHEDULES.

1.3 PRE-CONSTRUCTION CONFERENCE

A. The Contractor shall schedule a pre-construction conference and organizational meeting at the project site or other convenient location no later than fifteen (15) days after execution of the Contract and prior to commencement of any construction activities. The Contractor shall conduct the meeting to review scope, responsibilities, personnel assignments, Permits, submittals, safety, emergency action plans, contacts, schedule, etc.

B. Attendees: Owner; Architect, and their consultants; Contractor and their Superintendent and major sub-contractors; and manufacturers, suppliers and other concerned appropriate parties shall each be represented at the conference by persons familiar with and authorized to conclude matters relating to the work.

C. Agenda: Discuss items of significance that could affect progress including such topics as:

1. Construction schedule

2. Critical work sequencing

3. Designation of responsible personnel

4. Procedures for processing field decisions and change orders

5. Procedures for processing Applications for Payment

6. Submittal of Shop Drawings, product data and samples

7. Preparation of Record Documents

8. Use of the premises

9. Office, work and storage areas

10. Equipment deliveries and priorities

11. Safety and Security, emergency procedures

12. Housekeeping

13. Working hours

1.4 PRE-INSTALLATION CONFERENCES

A. Conduct a pre-installation conference at the site before each major construction activity that requires coordination with other construction. The installer and representatives of manufacturers and fabricators involved in or affected by the installation, and its coordination of integration with other materials and installations that have preceded or will follow, shall attend the meeting. The Contractor shall advise the Architect of scheduled meeting dates.

B. Review the progress of other construction activities and preparations for the particular activity under consideration at each pre-installation conference, including requirements for:

1. Contract Documents

2. Options

3. Related Change Orders

4. Purchases

5. Deliveries

6. Shop Drawings, products data and quality control samples
7. Possible conflicts
8. Compatibility problems
9. Time schedules
10. Weather limitations
11. Manufacturer's recommendations
12. Compatibility of materials
13. Acceptability of substrates
14. Temporary facilities
15. Space and access limitations
16. Governing regulations
17. Inspection and testing requirements
18. Required performance results
19. Recording requirements
20. Protections

C. Record significant discussions and agreements and disagreements of each conference, along with the approved schedule. Distribute the minutes of the meeting to everyone concerned, promptly, including the Owner and the Architect.

D. Do not proceed if the conference cannot be successfully concluded. Initiate whatever actions are necessary to resolve impediments to performance of work and reconvene the conference at the earliest feasible date.

1.5 PROGRESS MEETINGS

A. Conduct a weekly progress meeting at the project site at regularly scheduled intervals. Coordinate with the Owner and the Architect of scheduled meeting dates. Coordinate dates of meetings with preparation of the payment request, Change Order request, mockup reviews, etc.

B. Attendees: In addition to representatives of the Owner, Architect, Construction Manager each sub-contractor, supplier or other entity concerned with current progress or involved in planning, coordination or performance of future work shall be represented at these meetings by persons familiar with the project and authorized to conclude matters relating to progress.

C. Agenda: Review and correct or approve minutes of the previous progress meeting. Review other items of significance that could affect progress. Include topics for discussion as appropriate to the current status of the project.

1. Contractor's Construction Schedule: Review progress since the last meeting. Determine where each activity is in relation to the Contractor's construction schedule, whether on time or ahead or behind schedule. Determine how construction that is behind schedule will be expedited; and secure commitments from parties involved to do so. Discuss whether schedule revisions are required to ensure that current and subsequent activities will be completed within the allotted contract time.

2. Review the present and future needs of each entity present, including such items as:

    a. Interface requirements
    b. Time
    c. Sequence
    d. Deliveries
    e. Off-site fabrication problems
    f. Access
    g. Site utilization
    h. Temporary facilities
    i. Hours of work
    j. Hazards of work
    k. Housekeeping
    l. Quality and work standards
    m. Change Orders
    n. Documentation of information for payment requests

D. Reporting: No later than three (3) days after each progress meeting date, distribute copies of minutes of the meeting to each party present and to other parties who should have been present. Include a brief summary, in narrative form, of progress since the previous meeting and report.

1. Schedule Updating: update the construction progress schedule after each progress meeting where modifications to the schedule have been made or recognized. Issue the updated schedule concurrently with the report of each meeting.

1.6 GUARANTEE/WARRANTIES; BONDS; AND SERVICE AND MAINTENANCE CONTRACTS REVIEW MEETING:

A. Eleven (11) months following the date of Substantial Completion of the work, hold a meeting for the purpose of review of guarantees/warranties; bonds; and service and maintenance contracts for materials and equipment.

B. Meeting location shall be at a mutually agreed upon site, as convenient as possible for all parties.

C. Attending shall be representatives of the following:

1. Owner

2. Architect

3. Owner's and Architect's Consultants, as appropriate to the agenda

4. Construction Manager

5. Commissioning Agent

6. Contractor

7 Sub-contractors, as appropriate to the agenda

8. Suppliers, as appropriate to the agenda

9. Others, as appropriate to the agenda

D. Owner will prepare an agenda for the meeting and distribute it to the attendees a minimum of seven (7) calendar days in advance of the scheduled meeting date.

E. The Contractor shall take action as appropriate to implement repair or replacement of defective items and to extend service and maintenance contracts.

F. Owner or Owners Representative shall take meeting notes and distribute them to all attendees. Attendees taking exception to anything in the meeting notes shall state in writing to the Owner within five (5) working days, following receipt of meeting notes.

PART 2 – PRODUCTS (Not Applicable)

PART 3 – EXECUTION (Not Applicable)

END OF SECTION 01200

SECTION 01300 – SUBMITTALS

PART 1 - GENERAL

1.1 RELATED DOCUMENTS

A. Drawings and general provisions of the Contract, including all bid documents and addendums associated with this project shall apply to this section.

1.2 SUMMARY

A. This section includes administrative and procedural requirements for submittals required for performance of the work, including the following:

1. Submittal Schedule
2. Daily Construction Reports
3. Shop Drawings
4. Product Data
5. Samples
6. Quality Assurance Submittals
7. Record Drawings
8. Record Specifications

B. Administrative Submittals: Refer to other Division 1 Sections and other contract documents for requirements for administrative submittals. Such submittals include, but are not limited to, the following:

1. Permits
2. Applications for Payment
3. Performance and Labor & Material Bonds
4. Insurance Certificates
5. List of Sub-Contractors

C. Related Sections: The following sections contain requirements that relate to this section:

1. Division 1 SECTION 01027 – APPLICATION FOR PAYMENT specifies requirements for submittal of the Schedule of Values.

2. Division 1 SECTION 01040 - COORDINATION specifies requirements governing preparation and submittal of required coordination drawings.

3. Division 1 SECTION 01200 – PROJECT MEETING specifies requirements for submittal and distribution of meeting and conference minutes.

4. Division 1 SECTION 01400 – QUALITY CONTROL specifies requirements for submittal of inspection and test reports.

5. Division 1 SECTION 01700 – CONTRACT CLOSEOUT specifies requirements for submittal of project Record Documents and warranties at project closeout.

1.3 DEFINITIONS

A. Coordination drawings show the relationship and integration of different construction elements that require careful coordination during fabrication or installation to fit in the space provided or to function as intended.

1. Preparation of coordination drawings is specified in Division 1 SECTION 01040 - COORDINATION and may include components previously shown in detail on Shop Drawings or Product Data.

B. Field samples are full size physical examples erected onsite to illustrate finishes, coatings or finish materials. Field samples are used to establish the standard by which the work will be judged.

C. Mockups are full size assemblies for review of construction, coordination, testing or operation; they are not samples.

1.4 SUBMITTAL PROCEDURES

A. Coordination: Coordinate preparation and processing of submittals with performance of construction activities. Transmit each submittal sufficiently in advance of performance of related construction activities to avoid delay.

1. Coordinate each submittal with fabrication, purchasing, testing, delivery, other submittals and related activities that require sequential activity.

2. Coordinate transmittal of different types of submittals for related elements of the work so processing will not be delayed by the need to review submittals concurrently for coordination.

a. The Architect reserves the right to withhold action on a submittal requiring coordination with other submittals until all related submittals are received.

3. Processing: To avoid the need to delay installation as a result of the time required to process submittals, allow sufficient time for submittal review, including time for resubmittals.

   a. Allow three (3) weeks for initial review. Allow additional time if the Architect must delay processing to permit coordination with subsequent submittals, or needs additional information to complete review.
   b. If an intermediate submittal is necessary, process the same as the initial submittal.
   c. Allow two (2) weeks for reprocessing each submittal.
   d. No extension of contract time, overhead or profit will be authorized because of failure to transmit submittals to the Architect sufficiently in advance of the work to permit processing.
   e. Allow four (4) weeks for initial review of any submittal requiring review by Authority Having Jurisdiction (AHJ). A listing of these known submittals is indicated on the contract drawings, but this is not necessarily exhaustive.

B. Submittal Preparation: Place a permanent label or title block on each submittal for identification. Indicate the name of the entity that prepared each submittal on the label or title block.

1. Provide a space approximately 4” x 5” (100 x 125 mm) on the label or beside the title block on the Shop Drawings to record the Contractor's review and approval markings and the action taken.

2. Include the following information on the label for processing and recording action taken:

   a. Project Name
   b. Date
   c. Name and Address of the Architect
   d. Name and Address of the Contractor
   e. Name and Address of Sub-Contractor
   f. Name and Address of Supplier
   g. Name of the Manufacturer
   h. Number and Title of appropriate specification section
   i. Drawing Number and detail references, as appropriate

C. Submittal Transmittal: Package each submittal appropriately for transmittal and handling. Transmit each submittal from the Contractor to the Architect using a transmittal form. The Architect will not accept submittals received from sources other than the Contractor.

1. On the transmittal, record relevant information and requests for data. On the form, or separate sheet, record deviations from contract document requirements, including variations and limitations. Include Contractor's certification that information complies with contract document requirements.

2. Transmittal Form: Use AIA Document G810.

1.5 SUBMITTAL SCHEDULE

A. After development and acceptance of the Contractor's construction schedule, prepare a complete schedule of submittals. Submit the schedule within ten (10) days of the date required for submittal of the Contractor's construction schedule.

1. Coordinate submittal schedule with the list of sub-contracts, schedule of values and the list of products as well as the Contractor's construction schedule.

2. Prepare the schedule in chronological order. Provide the following information:

a. Scheduled date for the first submittal
b. Related section number
c. Submittal category (Shop Drawings, Product Data or Samples)
d. Name of the Sub-Contractor
e. Description of the part of the work covered
f. Scheduled date for resubmittal
g. Scheduled date for the Architect's final release or approval

B. Distribution: Following response to the initial submittal, print and distribute copies to the Architect, Owner, Sub-Contractors and other appropriate parties required to comply with submittal dates indicated. Post copies in the project meeting room and field office.

1. When revisions are made, distribute to the same parties and post in the same locations. Delete parties from distribution when they have completed their assigned portion of the work and are no longer involved in construction activities.

C. Schedule Updating: Revise the schedule after each meeting or activity where revisions have been recognized or made. Issue the updated schedule concurrently with the report of each meeting.

1.6 DAILY CONSTRUCTION REPORTS

A. Prepare a daily construction report recording the following information concerning events at the site and submit duplicate copies to the Architect and Owner daily:

1. List of sub-contractors at the site
2. Exact count of personnel at the site from each contractor or sub-contractor
3. Time spent by each person working on site vs off the job site
4. High and low temperatures, general weather conditions
5. Accidents and unusual events
6. Meetings and significant decisions
7. Stoppages, delays, shortages and losses
8. Emergency procedures
9. Orders and requests of governing authorities
10. Change Orders received, implemented
11. Services connected, disconnected
12. Equipment or system tests and startups
13. Partial Completions, occupancies
14. Substantial Completions authorized
15. Record Drawing identified changes
16. Record Specification identified changes

1.7 SHOP DRAWINGS

A. Submit newly prepared information drawn accurately to scale. Highlight, encircle or otherwise indicate deviations from the contract documents. Do not reproduce contract documents or copy standard information as the basis of Shop Drawings. Standard information prepared without specific reference to the project is not a Shop Drawing.

B. Shop Drawings include fabrication and installation drawings, setting diagrams, schedules, patterns, templates and similar drawings. Include the following information:

1. Dimensions

2. Identification of products and materials included by sheet and detail number

3. Compliance with specified standards

4. Notation of coordination requirements

5. Notation of dimensions established by field measurement

6. Sheet Size: Except for templates, patterns and similar full size drawings, submit Shop Drawings on sheets at least 8½" x 11" but, no larger than 30" x 42".

7. Submit in the quantity the Contractor requires to be returned, together with four (4) additional copies each of brochures, catalog cuts and similar material for mechanical, electrical, hardware and elevator items; and three (3) additional copies for all others.

8. Do not use Shop Drawings without an appropriate final stamp indicating action taken.

1.8 PRODUCT DATA

A. Collect Product Data into a single submittal for each element of construction or system. Product Data includes printed information, such as manufacturer's installation instructions, catalog cuts, standard color charts, roughing in diagrams and templates, standard wiring diagrams and performance curves.

1. Mark each copy to show applicable choices and options. Where printed, Product Data includes information on several products that are not required, mark copies to indicate the applicable information. Include the following information:

   a. Manufacturer's printed recommendations
   b. Compliance with trade association standards
   c. Compliance with recognized testing agency standards
   d. Application of testing agency labels and seals
   e. Notation of dimensions verified by field measurement
   f. Notation of coordination requirements

2. Do not submit Product Data until compliance with requirements of the contract documents has been confirmed.

3. Preliminary Submittal: Submit a preliminary single copy of Product Data where selection of options is required.

4. Submittals: Submit three (3) copies of each required submittal; submit four (4) copies where required for maintenance manuals. The Architect will retain one and will return one (1) marked with action taken and corrections or modifications required. One (1) copy with review comments will be supplied to the Owner.

    a. Unless non-compliance with contract document provisions is observed, the submittal may serve as the final submittal.

5. Distribution: Furnish copies of final submittal to installers, sub-contractors, suppliers, manufacturers, fabricators and others required for performance of construction activities. Show distribution on transmittal forms.

    a. Do not proceed with installation until a copy of Product Data is in the installer's possession.
    b. Do not permit use of unmarked copies of Product Data in connection with construction.

1.9 SAMPLES

A. Submit full size, fully fabricated samples cured and finished as specified and physically identical with the material or product proposed. Samples include partial sections of manufactured or fabricated components, cuts or containers of materials, color range sets and swatches showing color, texture and pattern.

1. Mount or display samples in the manner to facilitate review of qualities indicated. Prepare samples to match the Architect's sample. Include the following:

    a. Specification section number and reference
    b. Generic description of the sample
    c. Sample source
    d. Product name or name of the manufacturer
    e. Compliance with recognized standards
    f. Availability and delivery time

2. Submit samples for review of size, kind, color, pattern, texture, and lead content testing for all paints and painted materials. Submit Samples for a final check of these characteristics with other elements and a comparison of these characteristics between the final submittal and the actual component as delivered and installed.

    a. Where variation in color, pattern, texture or other characteristic is inherent in the material or product represented, submit at least three (3) multiple units that show approximate limits of the variations.

b. Refer to other specification sections for requirements for samples that illustrate workmanship, fabrication techniques, details of assembly, connections, operation and similar construction characteristics.
c. Refer to other sections for samples to be returned to the Contractor for incorporation in the work. Such samples must be undamaged at time of use. On the transmittal, indicate special requests regarding disposition of sample submittals.
d. Samples not incorporated into the work, or otherwise designated as the Owner's property, are the property of the Contractor and shall be removed from the site prior to Substantial Completion.
e. Samples that are tested by WCSD to have any lead content shall be rejected.

3. Preliminary Submittals: Submit a full set of choices where samples are submitted for selection of color, pattern, texture or similar characteristics from a range of standard choices.

   a. The Architect will review and return preliminary submittals with the Architect's notation, indicating selection and other action.

4. Submittals: Except for samples illustrating assembly details, workmanship, fabrication techniques, connections, operation and similar characteristics, submit three (3) sets. The Architect will return one set marked with the action taken.

5. Maintain sets of samples, as returned, at the project site, for quality comparisons throughout the course of construction.

   a. Unless non-compliance with contract document provisions is observed, the submittal may serve as the final submittal.
   b. Sample sets may be used to obtain final acceptance of the construction associated with each set.

B. Distribution of Samples: Prepare and distribute additional sets to sub-contractors, manufacturers, fabricators, suppliers, installers and others as required for performance of the work. Show distribution on transmittal forms.

1. Field samples are full size examples erected on site to illustrate finishes, coatings or finish materials and to establish the project standard.

   a. Comply with submittal requirements to the fullest extent possible. Process transmittal forms to provide a record of activity.

1.10 QUALITY ASSURANCE SUBMITTALS

A. Submit quality control submittals, including design data, certifications, manufacturer's instructions, manufacturer's field reports and other quality control submittals as required under other sections of the specifications.

B. Certifications: Where other sections of the specifications require certification that a product, material or installation complies with specified requirements, submit a notarized certification from the manufacturer certifying compliance with specified requirements.

1. Signature: Certification shall be signed by an officer of the manufacturer or other individual authorized to sign documents on behalf of the company.

C. Inspection and Test Reports: Requirements for submittal of inspection and test reports from independent testing agencies are specified in Division 1 SECTION 01400 – QUALITY CONTROL.

1.11 ARCHITECT'S ACTION

A. Except for submittals for the record or information, where action and return is required, the Architect will review each submittal, mark to indicate action taken and return promptly.

1. Compliance with specified characteristics is the Contractor's responsibility.

B. Action Stamp: The Architect will stamp each submittal with a uniform, action stamp. The Architect will mark the stamp appropriately to indicate the action taken, as follows:

1. Final Unrestricted Release: When the Architect marks a submittal "No Exceptions Taken," the work covered by the submittal may proceed provided it complies with requirements of the contract documents. Final payment depends on that compliance.

2. Final-But-Restricted Release: When the Architect marks a submittal "Implement Exception Noted," the work covered by the submittal may proceed provided it complies with notations or corrections on the submittal and requirements of the contract documents. Final payment depends on that compliance.

3. Returned for Resubmittal: When the Architect marks a submittal "Not Approved, Revise and Resubmit," do not proceed with work covered by the submittal, including purchasing, fabrication, delivery or other activity. Revise or prepare a new submittal according to the notations; resubmit without delay. Repeat if necessary to obtain different action mark.

a. Do not use, or allow others to use, submittals marked "Not Approved, Revise and Resubmit" at the project site or elsewhere where work is in progress.
b. When the submittal review action stamp is marked “Rejected”, do not proceed with that portion of the work covered by the submittal including, but not limited to, purchasing, fabrication, delivery or other activity. Make a new submittal in accordance with the review notations on the submittal and resubmit without delay in the same manner and number as for the original submittal. Resubmit as often as necessary as required to obtain an unrestricted or restricted release action. “Rejected” review action stamp notation shall not be construed by the Contractor as a valid reason for an increase in contract time.

4. Other Action: Where a submittal is for information or record purposes or special processing or other activity, the Architect will return the submittal marked "Action Not Required."

C. Unsolicited Submittals: The Architect will return unsolicited submittals to the sender without action.

PART 2 – PRODUCTS (Not Applicable)

PART 3 – EXECUTION (Not Applicable)

END OF SECTION 01300

SECTION 01310A – PROGRESS SCHEDULES

PART 1 - GENERAL

1.1 THIS SECTION INCLUDES:

A. Schedule Submittal Requirements

B. Schedule Submittal Format

C. CPM Schedule Structural Requirements

D. Updating Schedules

E. Schedule Revisions

F. Time Extensions

G. Three (3) Week Projection Schedule

1.2 RELATED SECTIONS

A. Division 1 SECTION 01010 – SUMMARY OF WORK

B. Schedule of Values

C. Division 1 SECTION 01027 – APPLICATION FOR PAYMENT

D. Change Order Procedures

E. Division 1 SECTION 01300 – SUBMITTALS

1.3 SCHEDULE SUBMITTAL REQUIREMENTS

A. Submit, in duplicate, as described in Part 1.5 A., to the Owner and the Architect at the Pre-Construction Conference the following preliminary documents defining planned operations:

1. Baseline Schedule

B. The Architect and the Owner will review schedule submittals; such review shall not constitute an approval or acceptance of the Contractor's construction means, methods, sequencing or its ability to complete the work in a timely manner.

C. The preliminary documents will illustrate, at a minimum, a detailed baseline schedule for those activities commencing within the first ten (10) calendar days after the Notice to Proceed is issued by the Owner.

D. The Contractor shall submit the completed Baseline documents to the Architect within thirty (30) calendar days from the Notice of Award. The schedules shall integrate the activities of the preliminary schedules, and include all activities required for contract completion.

1. Within fifteen (15) calendar days after receipt of the complete Baseline Schedule, the Owner and Architect will communicate in writing their comments and concerns to the Contractor. Within five (5) working days, the Contractor shall adjust the schedule and progress curve to incorporate comments from the Owner and Architect and resubmit.

2. Upon Owner and Architect receipt and acknowledgment of revisions to the Baseline Schedule, it shall become part of the contract documents. Payment to the Contractor shall be withheld until such schedule, satisfactory in form and substance to the Owner and Architect, has been received.

E. Changes in logic and/or durations shall not be made without first noticing on the need to change with the Owner and Architect. Changes will be accepted where they are reasonable. Changes will be accepted or denied without liability. Changes to simply accommodate a perception of still being on schedule will not be accepted. At the discretion of the Architect and the Owner, the Baseline Schedule no longer represents the actual prosecution and progress of the work, the Architect and Owner will require a Recovery Schedule.

F. Failure to provide the required schedule information at the required times will result in denial of the relative portion of progress payments until such time that the schedule information is submitted in the correct format at the sole option of the Owner.

1.4 SCHEDULE SUBMITTAL FORMAT

A. Follow the guidelines below when submitting a baseline, update, or projection schedule.

1. Required Diagrams:

a. Gantt/Bar Chart or Time Scaled Logic Diagram; sheet size to be a maximum of 30 x 42 inches, organized by building and/or area, sorted by early start and early finish dates.

b. The formatting of the (hard copy submission) Baseline Schedule, schedule updates and three (3) week projection schedules shall include the following information (order and content of columns):

i. Activity Description
ii. Original Duration

iii. Remaining Duration
iv. Percent Complete
v. Total Float
vi. Target Early Start (except on Baseline Schedule)
vii. Target Early Finish (except on Baseline Schedule)
viii. On all updates and projections, show Baseline Schedule as Target (with Target Early Start and Target Early Finish dates)
ix. Format title block to include (at a minimum) the Contractor's name, school name, project number, file name, data date and run date.

c. The Contractor will be responsible for planning, scheduling, managing, and reporting the progress of the work in accordance with all of the specific methods and submittals described in this section.

d. The construction schedule shall be prepared by a competent scheduler, and used by the Contractor to plan, prosecute and coordinate the work in an orderly and expeditious manner. The schedule will be used by the Owner and the Architect to evaluate progress and status at the various stages of the project, allocate funds, determine the impact of any changes to the Contract and establish the basis for progress payments.

1.5 CPM SCHEDULE STRUCTURAL REQUIREMENTS

A. The following requirements have been defined in an effort to create consistency across all project schedules for purpose of analysis.

1. Structure of Schedule:

a. The schedule should be broken down into logical areas of work. We suggest separate areas of the building and that sitework be divided into appropriate areas. We expect to see, at a minimum, the following areas (where applicable):

i. Milestones
ii. Prepare & Issue Submittals
iii. Review Submittals
iv. Material Procurement & Delivery
v. On Site Work
vi. Off Site Work
vii. Area A
viii. Area B
ix. Area C
x. Area D
xi. Plant

xii. Etc.

b. Tasks related to the submittal/procurement of material or equipment shall be included as separate activities in the project schedule. Examples of procurement activities include, but are not limited to:

i. Material/Equipment submittal preparation
ii. Submittal and approval of material/equipment
iii. Delivery of O&M manuals
iv. Material/equipment fabrication and delivery
v. Delivery of extra parts/extra stock/special tools
vi. Notification of Owner furnished materials/equipment delivery requirements
vii. Contractor's original network diagram submittal shall become the Baseline Schedule, once it is found acceptable by the Owner. The Baseline Schedule shall be duplicated and utilized as the Current Schedule and shown graphically over the Baseline.

c. Construction activities shall include at a minimum, but are not limited to:

i. Tasks corresponding to each specification section covered in the Specification Index in Divisions 2 through 16
ii. Tasks related to mobilization / demobilization
iii. Tasks related to Owner; Owner provide materials, FFE delivery and setup, Move in prior to substantial and final completion
iii. The installation of temporary or permanent work by tradesman
iv. Testing and inspections of installed work by technicians, inspectors, or engineers
v. System utility outages and tie ins
vi. Start up and testing of equipment, commissioning of building and related systems
vii. Scheduling of specified manufacturer's representatives
viii. Final clean up
ix. Training to be provided
x. Punch list completion
xi. Maintenance period
xii. Administrative tasks necessary to start, proceed with, accomplish or finalize the contract

1.6 UPDATING SCHEDULES

A. Updated Schedules shall accompany the monthly Application for Payment, reflecting progress since previous month's submittal.

B. The schedule update shall show the status of all activities, including those in progress, completed or not started, indicated by start and finish dates, whether forecasted or actual, completion percentages based on time, original and remaining durations, any changes in network logic or activity durations and any other relevant information. Refer to Part 1.8 for revisions to the Schedule.

C. Identify activities modified since previous submittal, major changes in work, changes associated with approved Change Orders and any other identifiable changes.

D. Actual start and finish dates shall not be automatically updated by default mechanisms that may be included in the CPM scheduling software system. Actual start and actual finish dates on the CPM schedule shall match the dates of actual work accomplished in the field and not on projected completion dates. Out of sequence progress (if applicable) shall be handled through Retained Logic, not the option of Progress override.

E. With each updated schedule submission, the Contractor shall submit a brief narrative report, including descriptions of schedule revisions such as changes in network logic, planned activity start dates, duration or in the critical path. The report will include a description of the amount of progress during the last month, a description of any problem areas, current or anticipated delays and their estimated schedule impacts. In the narrative report, the Contractor shall provide explanation for any slippage in contractual completion or other milestone dates. Additionally, the Contractor shall propose remedial measures necessary to recover any lost time, whether actual or forecasted. Contractor shall take such additional steps as are necessary in order to effectively eliminate or minimize such delays and to comply with the contract schedule.

1.7 SCHEDULE REVISIONS

A. Updating the schedule to reflect actual progress made up to the data date of a schedule update shall not be considered revisions to the Baseline Schedule.

B. If, as a result of a schedule update, it appears the baseline schedule no longer represents the actual prosecution and progress of the work, the Architect or Owner shall request a revised schedule from the Contractor. The revision shall address the Contractor’s current construction plan for completing the work without impacting contract time and cost. Approved

revisions to the schedule shall be incorporated into the Baseline Schedule at the next schedule update submission.

C. If the Architect or Owner recognizes at any time, regardless of, reason that the work has fallen behind the scheduled contract time, milestone, phase dates or for work activity on the latest schedule that indicates more than a critical five (5) day delay to

the project, the Contractor shall submit a written and documented Recovery Schedule within seven (7) calendar days of the Architect's/Owner's written request. The Contractor will document in the Recovery Schedule and narrative, all additional resources, including materials equipment and labor and modifications of operations which will be provided so as to meet the schedule. The Contractor will provide all such additional resources and modifications of operations without additional cost to the Owner. Such additional resources and modifications shall include but not be limited to:

1. Required overtime for the Contractor's personnel

2. Increased construction manpower in such quantities as will substantially eliminate the backlog of work and put the project back on schedule

3. Increase numbers of shifts per working day, working days per week or the amount of construction equipment or any combination of the foregoing which will put the project back on schedule

4. Reschedule activities to achieve the maximum practical concurrence of accomplishment of activities to put the project back on schedule

5. Supplemental progress schedules detailing the specific operation changes instituted to regain the contract schedule

The Contractor will implement the Recovery Schedule without additional cost to the Owner and provide for completion of the work in accordance with the remaining milestone dates without a time extension. Should the logic and/or durations of the Recovery Schedule not receive acceptance of the Architect and the Owner, the Contractor is responsible to use concurrent operations, additional manpower, additional shifts, overtime, etc., including 24 hour production work day, seven (7) day work week operation, as required to put the project back on schedule at no additional cost to the Owner.

D. The Contractor may also request revisions to the Baseline Schedule in the event the Contractor's planning for the work is revised. If the Contractor desires to make changes in the Baseline Schedule to reflect revisions in its method of operating and scheduling of the work, the Contractor shall notify the Architect and Owner in writing stating the reason for the proposed revisions and accompanied by a copy of the Contractor's electronic CPM Schedule. The revision shall address the Contractor's current construction plan for completing the work without impacting contract time and cost. Accepted revisions to the schedule shall be incorporated into the Baseline Schedule at the next schedule update submission.

E. If changes in the method of operation and scheduling are desired, the Owner and/or Architect shall be notified in writing stating the reasons for the change. If the Owner and/or Architect considers these changes to be of a major nature, the Contractor

may be required to revise and submit for acceptance, without additional cost to the Owner, the network diagrams and required sorts. A change may be considered of a major nature if the estimated time required or actually used for an activity or the network logic is varied from the original plan to a degree that there is a reasonable doubt as to the effect on the contract completion date(s) (or phase completion dates). Changes that affect activities with adequate float time shall be considered a major change when their cumulative effect could extend the contract completion dates.

F. Use of float suppression techniques, such as:

1. Preferential sequencing (arranging critical path through activities more susceptible to Owner and/or Architect caused delay);

2. Special lead/lag logic restraints;

3. Zero total or fee float constraints;

4. Extended activity times, or imposing constraint dates other than as required by the contract;

shall be cause for rejection of the project schedule or its updates. The use of resource Leveling (or similar software features) used for the purpose of artificially adjusting activity durations to consume float and influence the critical path is expressly prohibited.

G. Definitions of Float or Slack

1. Free float is the length of time the start of an activity can be delayed without delaying the start of a successor activity.

2. Total float is the length of time along a given network path that the actual start and finish of activity(ies) can be delayed without delaying the project completion date.

3. Project float is the length of time between the Contractor's early completion (or Substantial Completion) and the contract completion date.

4. Project float is for the benefit of the project and for the mutual use of the Owner and the Contractor.
5. Contractor's non-work weather days bank of time activity shall not be defined as "Float or Slack" for this project. It is Contractor time identified in item 1.9.G which follows.

H. Negative float will not be a basis for requesting time extensions. Any extension of time will be addressed in accordance with item 1.9 Time Extensions. Scheduled

completion dates(s) that extend beyond the contract (or phase) completion date(s) (evidenced by negative float) may be used in computation for assessment of payment withholdings. The use of this computation is not to be construed as a means of acceleration.

1.8 TIME EXTENSIONS

A. Extensions of time to the Contract may be granted only for delays to activities on the critical path that actually delay the project completion beyond the date of Substantial Completion or for delays to activities that transform that activity onto the critical path, and, as a result, delay completion beyond the contract Substantial Completion date.

B. Seasonal weather conditions and resulting impacts shall be included in the planning and scheduling of all work influenced by wind, cold or warm weather, smoke, snow, and/or precipitation to ensure completion of all work within the Contract time.

If all the work, or the portion(s) of the work which are the currently controlling operation(s), are suspended for weather so as not to prosecute the work, a time extension at the Owners discretion, **may be awarded if the following conditions are satisfied**

a. The weather shall actually be the delay to the Substantial Completion Date of the project and the delay must be beyond the control and without the fault or negligence of Contractor; weather will be evaluated based on the original baseline schedule without revision if revision is the result of contractor performance; **and**

b. The weather recorded by NOAA / NWS (WS Form: F6) website: (www.weather.gov/climate/index), Reno location or owner approved location of work during the Contract period shall be found to occur more frequently than the weather normally recorded by NOAA / NWS to be anticipated is documented more frequently occurring than 5 Year NOAA / NWS (WS Form: F6) Averages for all project locations; or

c. Owner/Architect orders the stoppage or suspension of the work in the interest of public safety or health or due to specification requirements.

Weather is defined for the purposes of this Contract to be compared to current recorded National Oceanic and Atmospheric Administration (NOAA) / National Weather Service Preliminary Local Climatological Data (WS FORM: F-6) for Station: Reno, Nevada, or for owner approved alternate project location, as follows:

- **PRECIPITATION** water equivalent of greater than or equal to 0.1 inch

recorded for the 24-hour period, of the date, and /or

- **AVERAGE** wind speed of greater than or equal to 20 miles per hour recorded for the 24-hour period for the date of occurrence. **NOT** 2 Minute Sustained or Gusts as recorded in (WS FORM:F6).

The schedule of anticipated weather delays is based on current National Oceanic and Atmospheric Administration (NOAA) / National Weather Service (NWS) records kept as Preliminary Local Climatological Data (WS FORM: F-6) for Station: Reno, Nevada, (e.g. 5 Year NOAA / NWS (WS Form: F6) Averages) for all project locations **and will constitute the baseline for the total Contract Time weather delay evaluations.** Contractor's CPM schedule shall be understood to include as a minimum, the amount of weather delay days lost in all Contractors' weather dependent activities occurring during the activity.

1.9 THREE (3) WEEK PROJECTION SCHEDULE

A. As deemed necessary by the Owner or Architect, the Contractor shall provide a three (3) week detailed short interval schedule for each building story, and area of the work, at regularly scheduled progress meetings. The format shall be satisfactory to the Owner and Architect. Short interval schedules shall be based upon the most current precedence Network Diagram and will indicate the actual progress achieved the previous week as well as the detailed activities scheduled for the next two (2) weeks and will show anticipated durations, start and completion dates for activities, and how the schedule tracks to the baseline schedule. All projection schedules shall be derived from the baseline schedule.

PART 2 – PRODUCTS (NOT USED)

PART 3 – EXECUTION (NOT USED)

END OF SECTION 01310A

SECTION 01400 – QUALITY CONTROL

PART 1 - GENERAL

1.1 RELATED DOCUMENTS

A. Drawings and general provisions of the Contract, including all contract documents and addendums associated with this project shall apply to this section.

1.2 SUMMARY

A. This section includes administrative and procedural requirements for quality control services.

B. Quality control services include inspections, tests and related actions, including reports performed by the Contractor, by independent agencies and by governing authorities. They do not include contract enforcement activities performed by the Architect.

C. Inspection and testing services are required to verify compliance with requirements specified or indicated. These services do not relieve the Contractor of responsibility for compliance with contract document requirements.

D. Requirements of this section relate to customized fabrication and installation procedures, not production of standard products.

1. Specific quality control requirements for individual construction activities are specified in the sections that specify those activities. Requirements in those sections may also cover production of standard products.

2. Specified inspections, tests and related actions do not limit the Contractor's quality control procedures that facilitate compliance with contract document requirements.

3. Requirements for the Contractor to provide quality control services required by the Architect, Owner or Authorities Having Jurisdiction (AHJ) are not limited by provisions of this section.

E. Related Sections: The following sections contain requirements that relate to this section:

1. Division 1 SECTION 01045 – CUTTING AND PATCHING specifies requirements for repair and restoration of construction disturbed by inspection and testing activities.

2. Division 1 SECTION 01300 – SUBMITTALS specifies requirements for development of a schedule of required tests and inspections.

1.3 RESPONSIBILITIES

A. Owners Responsibilities: Unless otherwise indicated as the responsibility of another identified entity, the Owner or Owners representatives/agents, project managers, QA/QC inspectors, coordinators etc. shall provide inspections, tests and other quality control services specified elsewhere in the contract documents and required by AHJ.

1. Where individual sections specifically indicate that certain inspections, tests and other quality control services are the Contractor's responsibility, the Contractor shall employ and pay a qualified independent testing agency to perform quality control services. Costs for these services are included in the contract sum.

2. Where individual sections specifically indicate that certain inspections, tests and other quality control services are the Owner's responsibility, the Owner will employ and pay a qualified independent testing agency to perform those services.

    a. Where the Owner has engaged a testing agency for testing and inspecting part of the work and the Contractor is also required to engage an entity for the same or related element, the Contractor shall not employ the entity engaged by the Owner, unless agreed to in writing by the Owner.

B. Retesting: The Contractor is responsible for retesting where results of inspections, tests or other quality control services prove unsatisfactory and indicate non-compliance with contract document requirements, regardless of whether the original test was the Contractor's responsibility.

1. The cost of retesting construction, revised or replaced by the Contractor, is the Contractor's responsibility where required tests performed on original construction indicated non-compliance with contract document requirements.

C. Associated Services: Cooperate with agencies performing required inspections, tests and similar services and provide reasonable auxiliary services as requested. Notify the agency sufficiently in advance of operations to permit assignment of personnel. Auxiliary services required include, but are not limited to, the following:

1. Provide access to the work.

2. Furnish incidental labor and facilities necessary to facilitate inspections and tests.

3. Take adequate quantities of representative samples of materials that require testing or assist the agency in taking samples.

4. Provide facilities for storage and curing of test samples.

5. Deliver samples to testing laboratories.

6. Provide the agency with a preliminary design mix proposed for use for materials mixes that require control by the testing agency.

7. Provide security and protection of samples and test equipment at the project site.

D. Duties of the Testing Agency: The independent agency engaged to perform inspections, sampling and testing of materials and construction specified in individual sections shall cooperate with the Architect and the Contractor in performance of the agency's duties. The testing agency shall provide qualified personnel to perform required inspections and tests.

1. The agency shall notify the Architect and the Contractor promptly of irregularities or deficiencies observed in the work during performance of its services.

2. The agency is not authorized to release, revoke, alter or enlarge requirements of the contract documents or approve or accept any portion of the work.

3. The agency shall not perform any duties of the Contractor.

E. Coordination: Coordinate the sequence of activities to accommodate required services with a minimum of delay. Coordinate activities to avoid the necessity of removing and replacing construction to accommodate inspections and tests.

1. The Contractor is responsible for scheduling times for inspections, tests, taking samples and similar activities. The Contractor will also be responsible for standby charges from the Owner’s laboratory if they are due to a scheduling error by the Contractor.

1.4 SUBMITTALS

A. Unless the Contractor is responsible for this service, the independent testing agency shall submit a certified written report, in duplicate, of each inspection, test or similar service to the Architect. If the Contractor is responsible for the service, submit a certified written report, in duplicate, of each inspection, test or similar service through the Contractor.

1. Submit additional copies of each written report directly to the governing authority, when the authority so directs.

2. Report Data: Written reports of each inspection, test, or similar service include, but are not limited to, the following:

    a. Date of issue
    b. Project title and number
    c. Name, address and telephone number of testing agency
    d. Dates and locations of samples and tests or inspections
    e. Names of individuals making the inspection or test
    f. Designation of the work and test method
    g. Identification of product and specification section
    h. Complete inspection or test data
    i. Test results and an interpretation of test results
    j. Ambient conditions at the time of sample taking and testing
    k. Comments or professional opinion on whether inspected or tested work complies with the contract document requirements
    l. Name and signature of laboratory inspector
    m. Recommendations on retesting

1.5 QUALITY ASSURANCE

A. Qualifications for Service Agencies: Engage inspection and testing service agencies, including independent testing laboratories, that are prequalified as complying with the American Council of Independent Laboratories' *Recommended Requirements for Independent Laboratory Qualification* and that specialize in the types of inspections and tests to be performed.

    1. Each independent inspection and testing agency engaged on the project shall be authorized by AHJ to operate in the State of Nevada.

PART 2 - PRODUCTS (Not Applicable)

PART 3 - EXECUTION

3.1 REPAIR AND PROTECTION

A. General: Upon completion of inspection, testing, sample taking and similar services, repair damaged construction and restore substrates and finishes. Comply with the contract document requirements for Division 1 SECTION 01045 – CUTTING AND PATCHING

B. Protect construction exposed by or for quality control service activities and protect repaired construction.

C. Repair and protection is the Contractor's responsibility, regardless of the assignment of responsibility for inspection, testing or similar services.

END OF SECTION 01400

SECTION 01420 – REFERENCES

PART 1 - GENERAL

1.1 DESCRIPTION

A. This section includes abbreviations and acronyms, additional definitions, and reference standards used in the contract documents.

B. Refer to Drawings and general provisions of the Contract, including all contract documents and addendums associated with this project for further information.

1.2 ABBREVIATIONS AND ACRONYMS

A. The following abbreviations and acronyms may be used in the contract documents. Refer uncertainties to the Architect for a decision before proceeding.

AA	Aluminium Association
AAADM	American Association of Automatic Door Manufacturers
AAMA	Architectural Aluminum Manufacturers' Association
AASHTO	American Association of State Highway and Transportation Officials
AATCC	American Association of Textile Chemists and Colorists
ACI	American Concrete Institute
ADA	Americans with Disabilities Act
AFPA	American Forest and Paper Association
AIA	American Institute of Architects
AIMA	Acoustical and Insulation Materials Association
AISC	American Institute of Steel Construction
AMCA	American Movement and Control Association
ANSI	American National Standards Institute
APA	The Engineered Wood Association (formerly the American Plywood Association)
ARI	Air Conditioning and Refrigeration Institute
ASA	American Standards Association
ASHRAE	American Society of Heating, Refrigerating, and Air-Conditioning Engineers
ASME	American Society of Mechanical Engineers
ASTM	American Society for Testing and Materials
AWI	Architectural Woodwork Institute
AWPA	American Wood Preservers' Association
AWWA	American Water Works Association
AWS	American Welding Society
BHMA	Builders Hardware Manufacturers' Association
BIA	Brick Institute of America
CAL/OSHA	State of California Construction Safety Orders
CALTRANS	State of California, Business and Transportation Agency,

	Department of Transportation, *Standard Specifications*
CCR	California Code of Regulations
CDA	Copper Development Association
CISCA	Ceilings and Interior Systems Construction Association
CFFA	Chemical Fabrics and Film Association, Inc.
CFMG	Cabinet and Fixture Manufacturers Guild
CLFMI	Chain Link Fence Manufacturers' Institute
CPA	Composite Panel Association (formerly the National Particleboard Association)
CRI	Carpet and Rug Institute
CRSI	Concrete Reinforcing Steel Institute
CPSC	United States Consumer Products Safety Commission
CS	Commercial Standard, United States Department of Commerce
CSA	Canadian Standards Association
DASMA	Door and Access Systems Manufacturers Association International
EIMA	EIFS Industry Members Association
EPA	Environmental Protection Agency
ESO	Electrical Safety Orders
FAA	Federal Aviation Administration, United States Department of Transportation
FCC	Federal Communications Commission
FGMA	Flat Glass Marketing Association (now the GANA)
FM	Factory Mutual System, Factory Mutual Engineering Corporation
FS	Federal Specification Unit
GA	Gypsum Association
GANA	Glass Association of North America (formerly the Flat Glass Marketing Association and Glass Tempering Association)
GRI	Geosynthetic Research Institute
GTA	Glass Tempering Association (now the GANA)
HMA	Hardwood Manufacturers Association
HPMA	Hardwood Plywood Manufacturers Association
HPVA	Hardwood Plywood and Veneer Association
HUD	United States Department of Housing and Urban Development
IEEE	Institute of Electrical and Electronic Engineers
IGCC	Insulating Glass Certification Council
ITS-WH	Intertek Testing Service - Warnock Hersey
LSGA`	Laminator’s Safety Glass Association
MIA	Marble Institute of America or the Masonry Institute of America

MIL	Military Standardization Document, United States Department of Defense
MIW	Masonry Institute of Washington
ML/SFA	Metal Lath/Steel Framing Association
MM	“Materials Manual”, State of California, Business and Transportation Agency, Department of Transportation
NAAMM	National Association of Architectural Metal Manufacturers
NBGQA	National Building Granite Quarries Association, Inc.
NBS	National Bureau of Standards (now the NIST)
NCMA	National Concrete Masonry Association
NEC	National Electrical Code
NEMA	National Electric Manufacturers' Association
NFPA	National Fire Protection Association
NFPA	National Forest Products Association (now the AFPA)
NFRC	National Fenestration Rating Council
NHLA	National Hardwood Lumber Association
NIST	National Institute of Standards and Technology, United States Department of Commerce (formerly the National Bureau of Standards)
NOFMA	National Oak Flooring Manufacturers Association
NPDES	National Pollutant Discharge Elimination System
NRCA	National Roofing Contractors Association
NSF	NSF International (formerly National Sanitary Foundation)
NTMA	National Terrazzo and Mosaic Association
NWWDA	National Wood Window and Door Association (now WDMA)
OSA	Office of the State Architect, State of California
OSHPD	Office of Statewide Health Planning and Development, State of California
PCI	Precast / Prestressed Concrete Institute
PS	Product Standard, United States Department of Commerce
RCW	Revised Code of Washington, State of Washington
RIS	Redwood Inspection Service
SDI	Steel Deck Institute or the Steel Door Institute
SFM	Office of State Fire Marshal, State of California
SIGMA	Sealed Insulated Glass Manufacturer’s Association
SMACNA	Sheet Metal and Air Conditioning Contractors National Association
SSPC	Society for Protective Coatings (formerly the Steel Structures Painting Council)
SWI	Steel Window Institute
TCA	Tile Council of America

UBC	Uniform Building Code
UFC	Uniform Fire Code
UL	Underwriters Laboratories, Inc.
UMC	Uniform Mechanical Code
UPC	Uniform Plumbing Code
USPS	United States Postal Service
USS	United States Standard
WAC	Washington Administrative Code, State of Washington
WCLIB	West Coast Lumber Inspection Bureau
WDMA	Window and Door Manufacturers Association (formerly the National Wood Window and Door Association)
WIC	Woodwork Institute of California
WLPDIA	Western Lath Plaster /Drywall Industries Association (now the WWCCA)
WSDOT	Washington State Department of Transportation
WWCCA	Western Wall & Ceiling Contractors Association
WWPA	Woven Wire Products Association or Western Wood Products Association

B. Additional abbreviations, used only on the drawings, are listed and defined thereon.

USE SECTION 1.03 ONLY IF THESE DEFINITIONS ARE NOT INCLUDED IN THE GENERAL CONDITIONS FOR THE SPECIFIC CONTRACT.

1.03 ADDITIONAL DEFINITIONS

A. In addition to the terms defined in the General Conditions, the following terms are used in the contract documents and are defined as follows:

Accepted Equal	As accepted by the Architect as being of equivalent quality, utility and appearance.
Addenda	Written or graphic instruments issued by the Owner/Architect prior to the execution of the Contract which modify or interpret the bidding documents by additions, deletions, clarifications or corrections.
By Owner	Work on this project that will be performed by the Owner or its agents, at the Owner's cost.
By Others	Work on this project that is outside the Scope of Work to be performed by the Contractor under this Contract, but that will be performed by the Owner, other contractors or other means.
Consultant	A consultant to the Architect
Directed	Directed by the Architect

Furnish	Supply only; do not install
Indicated	As shown and/or noted on the drawings
Install	Install or apply only; do not furnish
Owner-Furnished, Contractor-Installed	The Owner will furnish at their cost and the Contractor shall install under their contract for this work.
Project Manual	The Project Manual consists of two volumes: Volume 1 includes the bidding and contract requirements and Specifications; and Volume 2 includes the details and schedules. One volume which includes the bidding and contract requirements and specifications and the details and schedules.
Provide	Furnish and install
Site	Geographical location of the project
Specified	As written in the specifications

1.4 REFERENCE STANDARDS

A. Specified standards of the construction industry shall have the same force and effect on the performance of the work as if bound or copied directly into the contract documents. Such standards are made a part of the contract documents by reference.

B. Each entity or person engaged in the work shall be familiar with the industry standards applicable to its construction activity.

C. Where compliance with two (2) or more standards is specified and the standards establish different or conflicting requirements for minimum qualities or quality levels, comply with the most stringent requirement. Refer uncertainties and requirements that are different, but apparently equal, to the Architect for a decision before proceeding.

D. Copies of applicable standards are not bound with the contract documents. Where copies are required for proper performance of the work, obtain and pay for authorized copies directly from publication source and maintain at the site during submittals, planning and performance of work until final acceptance by the Owner. Make such copies of standards available to the Owner and Architect for review upon request.

E. For products or quality of installation specified by association, trade, military, federal or other reference standards, comply with requirements of the standard, except when more rigid requirements are specified in the contract documents or are required by applicable codes and/or public Authorities Having Jurisdiction (AHJ).

1. Except as otherwise indicated or specified, where compliance with a reference standard is required, comply with the standard in effect as of the

date established for the receipt of bids. Where a reference standard has been revised and reissued after the date established for the receipt of bids and before performance of the work affected, notify the Architect in writing and request a decision on how to proceed. The Architect may issue a contract modification or an Architect's Supplemental Instruction (ASI) for proceeding in accordance with the updated standard.

2. The contractual relationship of the parties to the Contract shall not be altered from the contract documents by mention or inference otherwise in a reference standard. The provisions of the bidding requirements; contract documents including, but not limited to all issued addendums; and the Contract shall void the general, but not technical, provisions of a reference standard in conflict therewith.

PART 2 – PRODUCTS (Not Used)

PART 3 – EXECUTION (Not Used)

END OF SECTION 01420

SECTION 01600 – MATERIALS AND EQUIPMENT

PART 1 – GENERAL

1.1 RELATED DOCUMENTS

A. Drawings and general provisions of the Contract, including all contract documents and addendums associated with this project shall apply to this section.

1.2 SUMMARY

A. This section includes administrative and procedural requirements governing the Contractor's selection of products for use in the project.

B. Related Sections: The following sections contain requirements that relate to this Section:

1. Division 1 SECTION 01420 - REFERENCES specifies the applicability of industry standards to products specified.

2. Division 1 SECTION 01300 – SUBMITTALS specifies requirements for submittal of the Contractor's construction schedule and the submittal schedule.

3. Division 1 SECTION 01631 – SUBSTITUTIONS specifies administrative procedures for handling requests for substitutions made after award of the contract.

1.3 DEFINITIONS

A. Definitions used in this section are not intended to change the meaning of other terms used in the contract documents such as *Specialties, Systems, Structure, Finishes, Accessories* and similar terms. Such terms are self-explanatory and have well recognized meanings in the construction industry.

1. *Products* are items purchased for incorporation in the work, whether purchased for the project or taken from previously purchased stock. The term *Product* includes the terms *Material, Equipment, System* and terms of similar intent.

a. *Named Products* are items identified by the Manufacturer's product name, including make and model number or other designation, shown or listed in the Manufacturer's published product literature that is current as of the date of the contract documents.

b. *Foreign Products* as distinguished from domestic products are items substantially manufactured fifty percent [(50%) or more of value] outside the United States and its possessions. Products produced or supplied by entities substantially owned [more than fifty percent (50%)] by persons who are not citizens of, nor living within, the United States and its possessions.

2. *Materials* are products substantially shaped, cut worked, mixed, finished, refined or otherwise fabricated, processed or installed to form a part of the work.

3. *Equipment* is a product with operational parts, whether motorized or manually operated, that requires service connections, such as wiring or piping.

1.4 SUBMITTALS

A. Product List: A list of products required is included at the end of this section. Prepare a schedule in tabular form showing each product listed. Include the Manufacturer's name and proprietary product names for each item listed.

1. Coordinate product list with the Contractor's construction schedule and the schedule of submittals.

2. Form: Prepare product list with information on each item tabulated under the following column headings:

   a. Related Specification Section Number
   b. Generic name used in the contract documents
   c. Proprietary Name, Model Number and similar designations
   d. Manufacturer's Name and Address
   e. Supplier's Name and Address
   f. Installer's Name and Address
   g. Projected Delivery Date or time span of delivery period

3. Initial Submittal: Within thirty (30) days after date of commencement of the work, submit three (3) copies of an initial product list. Provide a written explanation for omissions of data and for known variations from the contract requirements.

   a. At the Contractor's option, the initial submittal may be limited to product selections and designations that must be established early in the contract period.

4. Completed List: Within sixty (60) days after date of commencement of work, submit three (3) copies of the completed product list. Provide a written explanation for omissions of data and for known variations from the contract requirements.

5. Architect's Action: The Architect will respond in writing to Contractor within two (2) weeks of receipt of the completed product list. No response within this period constitutes no objection to listed manufacturers or products but does not constitute a waiver of the requirement that products comply with the contract documents. The Architect's response will include a list of unacceptable product selections containing a brief explanation of reasons for this action.

1.5 QUALITY ASSURANCE

A. Source Limitations: To the fullest extent possible, provide products of the same kind from a single source.

1. When specified products are available only from sources that do not, or cannot, produce a quantity adequate to complete project requirements in a timely manner, consult with the Architect to determine the most important product qualities before proceeding. Qualities may include attributes, such as visual appearance, strength, durability or compatibility. When a determination has been made select products from sources producing products that possess these qualities to the fullest extent possible.

B. Compatibility of Options: When the Contractor is given the option of selecting between two (2) or more products for use on the project, the product selected shall be compatible with products previously selected, even if previously selected products were also options.

1. Each Prime Contractor is responsible for providing products and construction methods that are compatible with products and construction methods of other prime or separate contactors.

2. If a dispute arises between Prime Contractors over concurrently selectable, but incompatible products, the Architect will determine which products shall be retained and which are incompatible and must be replaced.

C. Foreign Product Limitations: Except under one or more of the following conditions, provide domestic products, not foreign products, for inclusion in the work:

1. No available domestic product complies with the contract documents.

2. Domestic products that comply with the contract documents are available only at prices or terms substantially higher than foreign products that comply with the contract documents.

D. Nameplates: Except for required labels and operating data, do not attach or imprint manufacturers or producer’s nameplate or trademarks on exposed surfaces of products that will be exposed to view in occupied spaces or on the exterior.

1. Labels: Locate required product labels and stamps on concealed surfaces, or where required for observation after installation, on accessible surfaces that are not conspicuous.

2. Equipment Nameplates: Provide a permanent nameplate on each item of service connected or power operated equipment. Locate on an easily accessible

surface that is inconspicuous in occupied spaces. The nameplate shall contain the following information and other essential operating data:

a. Name of Product and Manufacturer
b. Model and Serial Number
c. Capacity
d. Speed
e. Ratings

1.6 PRODUCT DELIVERY, STORAGE AND HANDLING

A. Deliver, store and handle products according to the Manufacturer's recommendations, using means and methods that will prevent damage, deterioration and loss, including theft.

1. Schedule delivery to minimize long term storage at the site and to prevent overcrowding of construction spaces.

2. Coordinate delivery with installation time to assure minimum holding time for items that are flammable, hazardous, easily damaged or sensitive to deterioration, theft and other losses.

3. Deliver products to the site in an undamaged condition in the manufacturer's original sealed container or other packaging system, complete with labels and instructions for handling, storing, unpacking, protecting and installing.

4. Inspect products upon delivery to ensure compliance with the contract documents and to ensure that products are undamaged and properly protected.

5. Store products at the site in a manner that will facilitate inspection and measurement of quantity or counting of units.

6. Store heavy materials away from the project structure in a manner that will not endanger the supporting construction.

7. Store products subject to damage by the elements above ground, under cover in a weather tight enclosure, with ventilation adequate to prevent condensation. Maintain temperature and humidity within range required by manufacturer's instructions.

PART 2 – PRODUCTS

2.1 PRODUCT SELECTION

A. General Product Requirements: Provide products that comply with the contract documents that are undamaged and, unless otherwise indicated, new at the time of installation.

1. Provide products complete with accessories, trim, finish, safety guards, and other devices and details needed for a complete installation and the intended use and effect.

2. Standard Products: Where available, provide standard products of types that have been produced and used successfully in similar situations on other projects.

B. Product Selection Procedures: The contract documents and governing regulations govern product selection. Procedures governing product selection include the following:

1. Proprietary Specification Requirements: Where specifications name only a single product or manufacturer, provide the product indicated. No substitutions will be permitted.

2. Semi Proprietary Specification Requirements: Where specifications name two (2) or more products or manufacturers, provide one (1) of the products indicated. No substitutions will be permitted.

   a. Where specifications specify products or manufactures by name, accompanied by the term “or equal” or “or approved equal.” Comply with the contract document provisions concerning *Substitutions* to obtain approval for use of an unnamed product.

3. Non-Proprietary Specifications: When specifications list products or manufacturers that are available and may be incorporated in the work, but do not restrict the Contractor to use of these products only, the Contractor may propose any available product that complies with contract requirements. Comply with contract document provisions concerning *Substitutions* to obtain approval for use of an unnamed product.

4. Descriptive Specification Requirements: Where specifications describe a product or assembly, listing exact characteristics required, with or without use of a brand or trade name, provide a product or assembly that provides the characteristics and otherwise complies with contract requirements.

5. Performance Specification Requirements: Where specifications require compliance with performance requirements, provide products that comply with these requirements and are recommended by the manufacturer for the application indicated.

a. Manufacturer's recommendations may be contained in published product literature or by the Manufacturer's Certification of Performance.

6. Compliance with Standards, Codes, and Regulations: Where specifications only require compliance with an imposed code, standard or regulation, select a product that complies with the standards, codes or regulations specified.

7. Visual Matching: Where specifications require matching an established sample, the Architect's decision will be final on whether a proposed product matches satisfactorily.

   a. Where no product available within the specified category matches satisfactorily and complies with other specified requirements, comply with provisions of the contract documents concerning *Substitutions* for selection of a matching product in another product category.

8. Visual Selection: Where specified product requirements include the phrase "…as selected from Manufacturer's standard colors, patterns, textures…" or a similar phrase, select a product and Manufacturer that comply with other specified requirements. The Architect will select the color, pattern and texture from the product line selected.

9. Allowances: Refer to individual specification sections and *Allowance* provisions in Division 1 for allowances that control product selection and for procedures required for processing such selections.

PART 3 – EXECUTION

3.1 INSTALLATION OF PRODUCTS

A. Comply with Manufacturer's instructions and recommendations for installation of products in the applications indicated. Anchor each product securely in place, accurately located and aligned with other work.

   1. Clean exposed surfaces and protect as necessary to ensure freedom from damage and deterioration at time of Substantial Completion.

END OF SECTION 01600

SECTION 01631 - SUBSTITUTIONS

PART 1 - GENERAL

1.1 RELATED DOCUMENTS

A. Drawings and general provisions of the Contract, including all bid documents and addendums associated with this project shall apply to this section.

1.2 SUMMARY

A. This Section includes administrative and procedural requirements for handling requests for substitutions made after award of the Contract.

B. Related Sections: The following sections contain requirements that relate to this Section:

1. Division 1 SECTION 01420 - REFERENCES specifies the applicability of industry standards to products specified.

2. Division 1 SECTION 01300 - SUBMITTALS specifies requirements for submitting the Contractor's Construction Schedule and the Submittal Schedule.

1.3 DEFINITIONS

A. Definitions in this article do not change or modify the meaning of other terms used in the contract documents.

B. Substitutions: Changes in products, materials, equipment, and methods of construction required by the contract documents proposed by the Contractor after award of the Contract are considered to be requests for substitutions. The following are not considered to be requests for substitutions:

1. Substitutions requested during the bidding period, and accepted by addendum prior to award of the Contract, are included in the contract documents and are not subject to requirements specified in this section for substitutions.

2. Revisions to the Contract Documents requested by the Owner or Architect.

3. Specified options of products and construction methods included in the contract documents.

4. The Contractor's determination of and compliance with governing regulations and orders issued by governing authorities.

1.4 SUBMITTALS

A. Substitution Request Submittal: The Architect will consider requests for substitution if received within sixty (60) days after commencement of the work. Requests received more than sixty (60) days after commencement of the work may be considered or rejected at the discretion of the Architect.

1. Submit three (3) copies of each request for substitution for consideration. Submit requests in the form and according to procedures required for change-order proposals and include the Product Evaluation Questionaire (CP-F116) found within these bid documents.

2. Identify the product or the fabrication or installation method to be replaced in each request. Include related specification section and drawing numbers.

3. Provide complete documentation showing compliance with the requirements for substitutions, and the following information, as appropriate:

a. Coordination information, including a list of changes or modifications needed to other parts of the work and to construction performed by the Owner and separate contractors, that will be necessary to accommodate the proposed substitution.

b. A detailed comparison of significant qualities of the proposed substitution with those of the work specified. Significant qualities may include elements, such as performance, weight, size, durability, and visual effect.

c. Product Data, including drawings and descriptions of products and fabrication and installation procedures.

d. Samples, where applicable or requested.

e. A statement indicating the substitution's effect on the Contractor's Construction Schedule compared to the schedule without approval of the substitution. Indicate the effect of the proposed substitution on overall Contract Time.

f. Cost information, including a proposal of the net change, if any in the Contract Sum.

g. The Contractor's certification that the proposed substitution conforms to requirements in the Contract Documents in every respect and is appropriate for the applications indicated.

h. The Contractor's waiver of rights to additional payment or time that may subsequently become necessary because of the failure of the substitution to perform adequately.

4. Architect's Action: If necessary, the Architect will request additional information or documentation for evaluation within one (1) week of receipt of a request for substitution. The Architect will notify the Contractor of acceptance or rejection of the substitution within three (3) weeks of receipt of the request, or two (2) weeks of receipt of additional information or documentation, whichever is later. Acceptance will be in the form of a change order.

    a. Use the product specified if the Architect cannot make a decision on the use of a proposed substitute within the time allocated.

PART 2 - PRODUCTS

2.1 SUBSTITUTIONS

A. Conditions: The Architect will receive and consider the Contractor's request for substitution when one or more of the following conditions are satisfied, as determined by the Architect. If the following conditions are not satisfied, the Architect will return the requests without action except to record noncompliance with these requirements.

1. Extensive revisions to the contract documents are not required.

2. Proposed changes are in keeping with the general intent of the contract documents.

3. The request is timely, fully documented, and properly submitted.

4. The specified product or method of construction cannot be provided within the Contract Time. The Architect will not consider the request if the product or method cannot be provided as a result of failure to pursue the work promptly or coordinate activities properly.

5. The request is directly related to an “or-equal” clause or similar language in the contract documents.

6. The requested substitution offers the Owner a substantial advantage, in cost, time, energy conservation, or other considerations, after deducting additional responsibilities the Owner must assume. The Owner's additional responsibilities may include compensation to the Architect for redesign and evaluation services, increased cost of other construction by the Owner, and similar considerations.

7. The specified product or method of construction cannot receive necessary approval by a governing authority, and the requested substitution can be approved.

8. The specified product or method of construction cannot be provided in a manner that is compatible with other materials and where the Contractor certifies that the substitution will overcome the incompatibility.

9. The specified product or method of construction cannot be coordinated with other materials and where the Contractor certifies that the proposed substitution can be coordinated.

10. The specified product or method of construction cannot provide a warranty required by the contract documents and where the Contractor certifies that the proposed substitution provides the required warranty.

B. The Contractor's submittal and the Architect's acceptance of shop drawings, product data, or samples for construction activities not complying with the contract documents do not constitute an acceptable or valid request for substitution, nor do they constitute approval.

PART 3 - EXECUTION (Not Applicable)

END OF SECTION 01631

PRODUCT EVALUATION QUESTIONNAIRE

When proposing to substitute products for those specified or proposing a product to meet a specified performance standard, please furnish the following information to assist the Owner and Architect in evaluating the proposed product.

Bid/Quote #: _____

Project: _____

Specification Section: _____

Division:_____

Article #: _____

Name of Product: _____

Manufacturer's Name and Address: _____

_____

1. Attach manufacturer's complete technical data and all information relating to limitations of the product information requiring further testing be deemed necessary by the Architect, the cost of the prescribed test shall be borne by the Contractor. Contractor shall send product samples upon request.

2. Attach a list of projects where comparable use has been made of this product. List the name and location of the project, name of Owner or Architect, Engineer, General Contractor, and Subcontractor (if applicable), and the year installed.

3. List any problems encountered with this product on projects where it has been used. What corrective measures were required?

4. Provide a detailed comparison of the proposed substitute product with that of the specified product. Differences are to be highlighted and called out.

5. Submit a detailed specification, conforming to the format of the technical specifications herein contained, tailored to this project for installation of this product.

6. Will the services of an expert field representative be furnished to supervise the installation of this product?

7. Describe maintenance requirements for this product and availability of expert repair service, if needed.

8. Will the proposed substitution result in a change in Contract price or time of completion? If so, submit itemization of price change and explain effect on time of completion.

9. Will the use of the proposed product necessitate a change in the contract drawings or specifications?

10. Will the use of this product necessitate the payment of any license fees or royalties?

11. Furnish information establishing financial responsibility of the manufacturer. (Number of years in business, volume of business, Dunn & Bradstreet rating, etc.)

12. The Contractor certifies that he or she understands the conditions of use to which this product will be put and he/she warrants this product as stipulated in the General Conditions.

_____
Name of Contractor

_____
Signature of Officer, Owner or Partner

_____
Date

SECTION 01650 - CONTRACTOR MOVING

PART 1 – GENERAL

1.1 RELATED DOCUMENTS

A. Drawings and general provisions of the Contract, including all bid documents and addendums associated with this project shall apply to this section.

1.2 SUMMARY

A. This section includes administrative and supervisory requirements necessary for coordinating construction contractor moving requirements including, but not necessarily limited to, the following:

1. General Project Coordination Procedures

2. Conservation

3. Coordination Drawings

4. Administrative and Supervisory Personnel

5. Cleaning and Protection

B. Related Sections: The following sections contain requirements that relate to this section:

1. Division 1 SECTION 01200 – PROJECT MEETINGS for progress meetings and coordination meetings.

2. Division 1 SECTION 01300 - SUBMITTALS for preparing and submitting the Contractor's construction schedule.

1.3 OWNER RESPONSIBILITIES

A. The Owner shall complete all of the preparatory work required for the moving of furnishings, equipment, files, etc. as listed below:

1. Supply boxes, tape and box labels.

2. All personal property is the responsibility of WCSD.

3. All WCSD property that will fit in the WCSD provided boxes are to be boxed.
4. All file cabinets, desks, shelves and closets are to be emptied.

5. All loose trash shall be picked up and disposed of.

6. Inform school of time frames and schedules.

7. Coordinate staging area for temporary storage containers with site, as required.

8. All items will be ready to move based upon the Contractor's approved schedule.

1.4 CONTRACTOR RESPONSIBILITIES

A. The Contractor shall be responsible for moving all furnishings, equipment, files, etc. as directed by the Owner and listed above and all of the items as listed:

1. Hire movers and manage all aspects of the move.

2. Supply all required moving tools, dollies, hand trucks, carts, etc.

3. Supply steel lockable temporary storage containers, if required.

4. Photograph the space prior to moving out.

5. Replace all items in space as indicated on photographs.

6. Repair or replace any WCSD owned property damaged by the Contractor.

7. Disconnect and reconnect, as needed, any computer, audio, copy and print equipment, etc.

1.5 COORDINATION

A. Coordinate the construction operations included in various sections of these specifications to assure efficient and orderly installation of each part of the work. Coordinate the construction operations included under different sections that depend on each other for proper installation, connection and operation.

1. Schedule construction operations in the sequence required to obtain the best results where installation of one part of the work depends on installation of other components, before or after its own installation.

2. Coordinate installation of different components to assure maximum accessibility for required maintenance, service and repair.
3. Make provisions to accommodate items scheduled for later installation.

B. Where necessary, prepare memoranda for distribution to each party involved, outlining special procedures required for coordination, include such items as required such as, notices, reports and attendance at meetings.

1. Prepare similar memoranda for the Owner and separate contractors where coordination of their work is required.

C. Administrative Procedures: Coordinate scheduling and timing of required administrative procedures with other construction activities to avoid conflicts and assure orderly progress of the work. Such administrative activities include, but are not limited to, the following:

1. Preparation of schedules

2. Installation and removal of temporary facilities

3. Delivery and processing of submittals

4. Progress meetings

5. Project closeout activities

D. Conservation: Coordinate moving operations to assure that operations are carried out with consideration given to conservation of energy, water and materials.

1. Salvage materials and equipment involved in performance of, but not actually incorporated in, the work.

E. Intent of Drawings:

1. The work of the Contractor and any applicable sub-contractors shall conform to the intent of the architectural and moving coordination work as reviewed by the Architect. Drawings are partly diagrammatic and do not intend to show in detail all features of the work. The Contractor shall carefully review the work to be performed by other trades, compare related drawings and shall thoroughly understand the moving responsibilities affecting their work.

2. All changes required in the work caused by failure to do so shall be at no expense to the Owner.

F. Moving Coordination Drawings:

1. Floor Plans and Wall Elevations shall include dimensioned sizes and locations for all door and window openings.

1.6 SUBMITTALS

A. Coordination Drawings: Prepare moving coordination drawings where careful coordination is needed for installation of products, materials and equipment to be relocated and stored.

1. Show the relationship of components shown on separate Shop Drawings.

2. Indicate required installation sequences. Acknowledge the Contractor's responsibilities in written fashion.

3. Comply with requirements contained in Division 1 SECTION 01300 - SUBMITTALS.

PART 2 – PRODUCTS (NOT USED)

PART 3 – EXECUTION

3.1 GENERAL COORDINATION PROVISIONS

A. Inspection of Conditions: Require the mover of each component to inspect the conditions under which the work is to be performed. Do not proceed until unsatisfactory conditions have been corrected in an acceptable manner.

3.2 CLEANING AND PROTECTION

A. Clean and protect material and equipment during handling and installation. Apply protective covering, where required, to assure protection from damage or deterioration at the time of Substantial Completion.

B. Clean and provide maintenance on moved and stored work as frequently as necessary through the remainder of the construction period.

C. Limiting Exposures: Supervise construction operations to assure that no part of the relocated work completed or in progress, is subject to harmful, dangerous, damaging or otherwise deleterious exposure during the construction period. Where applicable, such exposures include, but are not limited to, the following:

1. Excessive static or dynamic loading

2. Excessive internal or external pressures

3. Excessively high or low temperatures
4. Thermal shock
5. Excessively high or low humidity
6. Air contamination or pollution
7. Water or ice
8. Solvents
9. Chemicals
10. Light
11. Radiation
12. Puncture
13. Abrasion
14. Heavy traffic
15. Soiling, staining and corrosion
16. Bacteria
17. Rodent and insect infestation
18. Combustion
19. Electrical current
20. High speed operation
21. Improper lubrication
22. Unusual wear or other misuse
23. Contact between incompatible materials
24. Destructive testing
25. Misalignment

26. Excessive weathering
27. Unprotected storage
28. Improper shipping or handling
29. Theft
30. Vandalism

END OF SECTION 01650

SECTION 01700 - CONTRACT CLOSEOUT

PART 1 - GENERAL

1.1 RELATED DOCUMENTS

A. Drawings and general provisions of the Contract, including all bid documents and addendums associated with this project shall apply to this section.

1.2 SUMMARY

A. This section includes administrative and procedural requirements for Contract closeout including, but not limited to, the following:

1. Inspection Procedures
2. Submittal of Project Record Document
3. Submittal of Operation and Maintenance Manual
4. Submittal of Warranties
5. Final Cleaning
6. Submittal of Regulated Systems [ACBM (Asbestos Containing Building Materials) & Lead] Closeout Documents
7. Submittal of any Final Prevailing Wage Reports

B. Closeout requirements for specific construction activities are included in the appropriate sections in Divisions 2 through 16.

1.3 SUBSTANTIAL COMPLETION

A. Preliminary Procedures: Before requesting inspection for certification of Substantial Completion, complete the following. List exceptions in the request.

1. In the Application for Payment that coincides with, or first follows, the date Substantial Completion is claimed, show one hundred percent (100%) completion for the portion of the work claimed as substantially complete.

    a. Include supporting documentation for completion as indicated in these Contract Documents and a statement showing an accounting of changes to the contract sum.

    b. If one hundred percent (100%) completion cannot be shown, include a list of incomplete items, the value of incomplete construction, and reasons the work is not complete.

c. Provide a list of all warranties, provide warranty duration, complete contract information of firm, and name of individual who will be performing work – post one (1) year. extended warranties will be submitted on a separate spread sheet within the closeout documents in the following format. Specification #, Company responsible for performing the warranty work, Local contact for responsible individual, phone number and email address, warranty description, warranty period, warranty start and end dates.

2. Advise the Owner of pending insurance changeover requirements.

3. Submit specific warranties, workmanship bonds, maintenance agreements, final certifications, and similar documents.

4. Obtain and submit releases enabling the Owner unrestricted use of the work and access to services and utilities.

5. Include occupancy permits, operating certificates, and similar releases.

6. Submit record drawings, maintenance manuals, final project photographs, damage or settlement surveys, property surveys, and similar final record information.

7. Submit all required training meeting minutes and video recordings of all training courses.

8. Deliver tools, spare parts, extra stock, and similar items.

9. Make final changeover of permanent locks and transmit keys to the Owner. Advise the Owner's personnel of changeover in security provisions.

10. Complete startup testing of systems and videoed training instruction of/for the Owner's Operation and Maintenance personnel.

11. Discontinue and remove temporary facilities from the site, along with mockups, construction tools, and similar elements.

12. Complete final clean-up requirements, including touch up painting.

13. Touch-up and otherwise repair and restore marred, exposed finishes.

14. Provide Contractor furnished fixtures, furnishings, and equipment individually valued over $5,000 including description, manufacturer model and serial number, location at site, and specific value for equipment.

15. Provide comprehensive list of all fuel burning equipment including description, manufacturer model and serial number, location at site, and value of equipment.

B. Inspection Procedures: On receipt of a request for inspection, the Architect will either proceed with inspection or advise the Contractor of unfilled requirements. The Architect will prepare the Certificate of Substantial Completion following inspection or advise the Contractor of construction that must be completed or corrected before the certificate will be issued.

1. The Architect will repeat inspection when requested and assured that the work is substantially complete.

2. Results of the completed inspection will form the basis of requirements for final acceptance.

3. The cost for any Architectural services for reinspection is the Contractor’s sole responsibility.

1.4 FINAL ACCEPTANCE

A. Preliminary Procedures: Before requesting final inspection for certification of final acceptance and final payment, complete the following. List exceptions in the request.

1. Submit the final payment request with releases and supporting documentation not previously submitted and accepted. Include insurance certificates for products and completed operations where required.

2. Submit an updated final statement, accounting for final additional changes to the Contract Sum.

3. Submit a certified copy of the WCSD’s, Architect's & Engineer’s final inspection lists of items to be completed or corrected, endorsed, and dated by the Architect. The certified copy of the list shall state that each item has been completed or otherwise resolved for acceptance and shall be endorsed and dated by the Architect.

4. Submit consent of surety to final payment.

5. Submit a final liquidated damages settlement statement.

6. Submit evidence of final, continuing insurance coverage complying with insurance requirements.

7. Submit final meter readings for utilities, a measured record of stored fuel, and similar data as of the date of Substantial Completion or when the Owner took

possession of and assumed responsibility for corresponding elements of the work.

B. Reinspection Procedure: The Architect will reinspect the work upon receipt of notice that the work, including inspection list items from earlier inspections, has been completed, except for items whose completion is delayed under circumstances acceptable to the Architect.

1. Upon completion of reinspection, the Architect will prepare a Certificate of Final Acceptance. If the work is incomplete, the Architect will advise the Contractor of work that is incomplete or of obligations that have not been fulfilled but are required for final acceptance.

2. If necessary, reinspection will be repeated.

1.5 RECORD DOCUMENT SUBMITTALS

A. General: Do not use record documents for construction purposes. Protect record documents from deterioration and loss in a secure, fire-resistant location. Provide access to record documents for the Architect's reference during normal working hours.

B. Record Drawings: Maintain a clean, undamaged set black line white prints of Contract Drawings and Shop Drawings or continuous live electronic as built drawings with appropriate mark ups. Mark the set to show the actual installation where the installation varies from the work as originally shown. Mark which drawing is most capable of showing conditions fully and accurately. Where Shop Drawings are used, record a cross reference at the corresponding location on the Contract Drawings. Give particular attention to concealed elements that would be difficult to measure and record at a later date. At the conclusion of the project, this record set of prints shall be submitted to the Architect for his/her review and comment. If the record set of prints is found to be complete and accurate, the prints shall be returned to the Contractor for submittal to the Owner with other closeout documents.

Record drawings must be reviewed and approved prior to each pay request by the Owner’s representative. The drawings should reflect the work that has been accomplished during the time period of the pay request. Lack of record drawings approval at the time of submittal of a pay request will result in a potential delay in the processing of the pay request.

1. Mark record sets with red erasable pencil or electronic. Use other colors to distinguish between variations in separate categories of work.

2. Mark new information that is important to the Owner but was not shown on Contract Drawings or Shop Drawings.

3. Note related change order numbers where applicable.

4. Organize record drawing sheets into manageable sets.

5. Provide one Bound set of record drawings with durable paper cover sheets; print suitable titles, dates and other identification on the cover of each set.

6. . Provide record drawings using electronic media, including one PDF and one Auto Cad compatible. Original media will be provided for Contractor to make required record drawing notations.

C. Record Specifications: Maintain one complete copy of the Project Manual, including addenda. Include with the Project Manual, one copy of other written construction documents, such as Change Orders and modifications issued in printed form during construction.

   Record specifications must be reviewed and approved prior to each pay request by the Owner's representative. The specifications should reflect the work that has been accomplished during the time period of the pay request. Lack of record specification approval at the time of submittal of a pay request will result in a potential delay in the processing of the pay request.

   1. Mark these documents to show substantial variations in actual work performed in comparison with the text of the specifications and modifications.

   2. Give particular attention to substitutions and selection of options and information on concealed construction that cannot otherwise be readily discerned later by direct observation.

   3. Note related record drawing information and product data.

   4. Upon completion of the work, submit an electronic record specifications to the Architect for the Owner's records.

D. Record Product Data: Maintain one (1) copy of each Product Data submittal. Note related Change Orders and markup of record drawings and specifications.

   1. Mark these documents to show significant variations in actual work performed in comparison with information submitted. Include variations in products delivered to the site and from the manufacturer's installation instructions and recommendations.

   2. Give particular attention to concealed products and portions of the work that cannot otherwise be readily discerned later by direct observation.

3. Upon completion of markup, submit complete set of record Product Data to the Architect for the Owner's records.

E. Record Sample Submitted: Immediately prior to Substantial Completion, the Contractor shall meet with the Architect and the Owner's personnel at the project site to determine which samples are to be transmitted to the Owner for record purposes. Comply with the Owner's instructions regarding delivery to the Owner's sample storage area.

F. Miscellaneous Record Submittals: Refer to other specification sections for requirements of miscellaneous record keeping and submittals in connection with actual performance of the work. Immediately prior to the date or dates of Substantial Completion, complete miscellaneous records and place in good order. Identify miscellaneous records properly and bind or electronic file, ready for continued use and reference. Submit to the Architect for the Owner's records.

G. Maintenance Manuals: Organize operation and maintenance data into suitable sets of manageable size. Bind 2 copies (1 hard copy / 1 electronic) properly indexed data in individual, heavy duty, 2-inch, 3-ring, vinyl covered binders, with pocket folders for folded sheet information. Mark appropriate identification on front and spine of each binder. Include the following types of information:

1. Emergency instructions
2. Spare parts list
3. Copies of warranties
4. Wiring diagrams
5. Recommended turn around cycles
6. Inspection procedures
7. Shop Drawings and Product Data
8. Fixture lamping schedule
9. Any other applicable information

H. Warranty Manuals: organize warranty data into suitable set of manageable size, Bind 1 copy and 1 electronic properly indexed in individual, heavy duty 3 ring binder. Mark appropriate identification on front and spine. Include the following types of information:

1. All products with extended warranties beyond 1 year, including duration (start and end date, similar to what is described in 1.3, A, 1,c)

2. Manufacturer

3. Model / Serial where applicable

4. Manufacturer contact information

I. Provide one complete download of all Procore Files properly organized and linked in PDF versions. Contractor to ensure original Procore file and documentation remains in place on Procore for use by owner. Owner shall instruct the contractor of the proper file structure

PART 2 - PRODUCTS (Not Applicable)

PART 3 - EXECUTION

3.1 CLOSEOUT PROCEDURES

A. Operation and Maintenance Instructions: Arrange for each installer of equipment that requires regular maintenance to meet with the Owner's personnel to provide instruction in proper operation and maintenance. Film Document each training and demonstration. Provide instruction by manufacturer's representatives if installers are not experienced in operation and maintenance procedures. Include a detailed review of the following items:

1. Maintenance manuals

2. Record documents

3. Spare parts and materials

4. Tools

5. Lubricants

6. Fuels

7. Identification systems

8. Control sequences

9. Hazards

10. Cleaning

11. Warranties and bonds
12. Maintenance agreements and similar continuing commitments

B. As part of instruction for operating equipment, demonstrate the following procedures:

1. Start-up
2. Shut down
3. Emergency operations
4. Noise and vibration adjustments
5. Safety procedures
6. Economy and efficiency adjustments
7. Effective energy utilization

END OF SECTION 01700

SECTION 01710 - FINAL CLEANING

PART 1 - GENERAL

1.1 RELATED DOCUMENTS

A. Drawings and general provisions of the Contract, including all contract documents and addendums associated with this project shall apply to this section.

1.2 SUMMARY

A. This section includes administrative and procedural requirements for final cleaning at Substantial Completion.

B. Related Sections: The following sections contain requirements that relate to this Section:

1. Division 1 SECTION 01500 – CONSTRUCTION FACILITIES AND TEMPORARY CONTROLS specifies general cleanup and waste removal requirements.

2. Division 1 SECTION 1700 – CONTRACT CLOSEOUT specifies general contract closeout requirements.

3. Special cleaning requirements for specific construction elements are included in appropriate sections of Divisions 2 through 16.

C. Multiple Prime Contracts: Each Prime Contractor is responsible for final cleaning their own work. The Contractor for General Construction is responsible for coordinating final cleaning of an area or piece of equipment where more than one (1) Prime Contractor is involved.

D. Environmental Requirements: Conduct cleaning and waste disposal operations in compliance with local laws and ordinances. Comply fully with federal and local environmental and antipollution regulations.

1. Do not dispose of volatile wastes, such as mineral spirits, oil, or paint thinner, in storm or sanitary drains.

2. Burning or burying of debris, rubbish, or other waste material on the premises is not permitted.

PART 2 - PRODUCTS

2.1 MATERIALS

A. Cleaning Agents: Use cleaning materials and agents recommended by the manufacturer or fabricator of the surface to be cleaned. Do not use cleaning agents

that are potentially hazardous to health or property or that might damage finished surfaces.

PART 3 - EXECUTION

3.1 FINAL CLEANING

A. General: Provide final-cleaning operations to all work spaces and any adjacent spaces affected by the work performed. Employ experienced workers or professional cleaners for final cleaning. Clean each surface or unit of Work to the condition expected from a commercial building cleaning and maintenance program. Comply with manufacturer's instructions.

B. Complete the following cleaning operations before requesting inspection for certification of Substantial Completion for the entire Project or a portion of the Project.

1. Clean the Project Site, yard and grounds, in areas disturbed by construction activities, including landscape development areas, of rubbish, waste material, litter, and foreign substances.

2. Sweep paved areas broom clean. Rake grounds that are neither planted nor paved to a smooth, even-textured surface.

3. Remove petrochemical spills, stains, and other foreign deposits.

4. Remove tools, construction equipment, machinery, and surplus material from the site.

5. Remove snow and ice to provide safe access to the building.

6. Clean exposed exterior and interior hard surfaced finishes to a dirt free condition, free of stains, films, and similar foreign substances. Avoid disturbing natural weathering of exterior surfaces. Restore reflective surfaces to their original condition. Wax any required flooring to the District standard.

7. Remove debris and surface dust from limited access spaces, including roofs, plenums, shafts, trenches, equipment vaults, manholes, attics, and similar spaces.

8. Broom clean concrete floors in unoccupied spaces.

9. Vacuum clean carpet and similar soft surfaces, removing debris and excess nap. Shampoo, if required.

10. Clean transparent materials, including mirrors and glass in doors and windows. Remove glazing compounds and other substances that are noticeable vision-obscuring materials. Replace chipped or broken glass and other damaged transparent materials. Polish mirrors and glass, taking care not to scratch surfaces.

11. Remove labels that are not permanent labels.

12. Touch up and otherwise repair and restore marred, exposed finishes and surfaces. Replace finishes and surfaces that cannot be satisfactorily repaired or restored or that already show evidence of repair or restoration.

    a. Do not paint over "UL" and similar labels, including mechanical and electrical nameplates.

13. Wipe surfaces of mechanical and electrical equipment, elevator equipment, and similar equipment. Remove excess lubrication, paint and mortar droppings, and other foreign substances.

14. Clean plumbing fixtures to a sanitary condition, free of stains, including stains resulting from water exposure.

15. Replace disposable air filters and clean permanent air filters. Clean exposed surfaces of diffusers, registers, and grills.

16. Clean ducts, blowers, and coils if units were operated without filters during construction.

17. Clean food-service equipment to a sanitary condition, ready and acceptable for its intended use.

18. Clean light fixtures, lamps, globes, and reflectors to function with full efficiency. Replace burned-out bulbs and defective and noisy starters in fluorescent and mercury vapor fixtures.

19. Leave the Project clean and ready for occupancy.

C. Pest Control: Engage an experienced, licensed exterminator to make a final inspection and rid the Project of rodents, insects, and other pests. Comply with regulations of local authorities. This section is only applicable for a new facility or an addition to an existing facility.

D. Removal of Protection: Remove temporary protection and facilities installed during construction to protect previously completed installations during the remainder of the construction period.

E. Compliances: Comply with regulations of Authorities Having Jurisdiction and safety standards for cleaning. Do not burn waste materials. Do not bury debris or excess materials on the Owner's property. Do not discharge volatile, harmful, or dangerous materials into drainage systems. Remove waste materials from the site and dispose of lawfully.

1. Where extra materials of value remain after completion of associated Work, they become the Owner's property. Dispose of these materials as directed by the Owner.

END OF SECTION 01710

SECTION 096723 - RESINOUS FLOORING & WAINSCOT

PART 1 - GENERAL

1.1 RELATED DOCUMENTS

A. Drawings and general provisions of the Contract, including General and Supplementary Conditions and Division 01 Specification Sections, apply to this Section.

1.2 SUMMARY

A. Section Includes:

1. Methyl Methacrylate (MMA) acrylic floor coating system.
2. Transition strips between unrelated flooring surfaces (if required)

B. Related Requirements

1. Section 096513 "Resilient Base and Accessories " for transition strips between resinous flooring and resilient flooring - if required.

1.3 REFERENCE STANDARDS

A. ACI 308 - Standard Practice for Curing Concrete (if applicable)

B. ACI 302.1R-80 - Guide for Concrete Floor and Slab Construction (if applicable)

1.4 SUBMITTALS

A. Acceptance Sample: One foot square (1 ft. by 1 ft.) sample of the specified acrylic flooring system applied to hardboard or similar backing for rigidity and ease of handling.

B. Manufacturer's Literature: Descriptive data and specific recommendations for surface preparation, mixing, and application of materials.

C. Manufacturer's Material Safety Data Sheets (MSDS) for each respective product to be used.

1.5 QUALITY ASSURANCE

A. Manufacturer Qualifications: Must have a minimum of 10 years of experience manufacturing methyl methacrylate systems (MMA).

B. All products shall be "O (Zero) Lead", utilizing the lead safe work practices identified in the EPA Guidance Document titled "Steps to Lead Safe Renovation, Repair and Painting", pages 12 thru

23. This document is available electronically by contacting the WCSD RS&A Department at 8515675.

C. Applicator Qualifications:
   1. Pre-qualification requirements: Each bidder for this project shall be prequalified and approved by the material Manufacturer at the time of bid submittal.
   2. Each approved applicator shall have been trained by the Manufacturer in all phases of surface preparation and application of the specified flooring system(s).
   3. Each approved applicator must have five (5) years of experience of installing the specified flooring system and submit a list of five (5) projects/references of equal size, quantity, and magnitude to this Project as a prequalification requirement.

D. Acceptance Sample:
   1. A minimum one-foot square representative sample of the specified flooring system shall be prepared by the Manufacturer's representative and submitted to the Owner during the submittal process.
   2. The installed flooring system shall be similar to the acceptance sample in thicknesses of respective film layers, color, texture, overall appearance and finish.

E. Bond Testing:
   1. Surface preparation efforts shall be evaluated by conducting Bond Tests at the site prior to application of the flooring system(s).
   2. See paragraph 3.03 - B or consult with Material Manufacturer for specific procedures.

F. Pre-Job Meeting
   1. Owner requires a Pre-Job Meeting with representatives of Owner, Contractor/Applicator, and Material Manufacturer's Representative in attendance. The agenda shall include a review and clarification of this specification, application procedures, quality control, inspection and acceptance criteria, and production schedules. Applicator is NOT authorized to proceed until this meeting is held or waived by Owner.

1.6 DELIVERY, STORAGE, AND HANDLING

A. All material shall be delivered in original Manufacturer's sealed containers with all pertinent labels intact and legible.

B. Store materials in dry protected area between 25° and 80° Fahrenheit. Keep out of direct sunlight. Protect from open flame; keep all containers grounded.

C. Follow all Manufacturer's specific label instructions and prudent safety practices for storage and handling.

1.7 PROJECT CONDITIONS

A. Material, air, and surface temperatures shall be in the range of 25° to 85° Fahrenheit during application and cure, unless a special formulation is being used and Manufacturer has been consulted.

B. Relative humidity in the specific location of the application shall be less than 85 percent and the surface temperature shall be at least 5 degs. above the dew point.

C. Conditions required of new concrete to be coated with MMA materials:
   1. Concrete shall be moisture cured for a minimum of 7 days at 70° F. The concrete must be fully cured for a minimum of 28 days prior to application of the coating system pending moisture testing.
   2. Surface contaminants such as curing agents, membranes, or other bond breakers should not be used.
   3. Concrete shall have a "rubbed" finish; float or darby finish the concrete (a hard steel trowel is neither necessary nor desirable).
   4. Drains should be set to the concrete grade rather than raised to the finished grade of the topping.

D. Concrete shall have a moisture emission rate of no more than 3 lbs. per 1000 sq. ft. per 24 hour period as determined by proper Calcium Chloride Testing or less than 90% RH (relative humidity) when testing with in-Situ Probe testing.

PART 2 - PRODUCTS

2.1 SYSTEM DESCRIPTION

A. The self-leveling Full Flake floor topping system shall be 1/8" thick (color and texture selected by owner), with appropriate Primer and Topcoat.

B. The self-leveling Full Flake topping system shall cure and be available to normal traffic in no more than 60 minutes at 68° F. after application of last coat. The cured material shall have a minimum compressive strength of 6,000 psi in accordance with ASTM C109. It shall have a maximum water absorption value of 0.04 weight percent in accordance with ASTM D570. It shall be chemically resistant to a wide range of acids, alkalis, salts, fats, oils, and other chemicals typically found in K-12 school environments.

C. The finished floor coating system shall be uniform in color, texture, and appearance. All edges that terminate at walls, floor discontinuities, and other embedded items shall be sharp, uniform, and cosmetically acceptable with no thick or ragged edge. The Contractor/Applicator shall work out an acceptable masking technique to ensure the acceptable finish of all edges.

2.2 MANUFACTURERS

A. Manufacturers: Subject to compliance with requirements, provide products by one of the following:
   1. Key MMA Chip 900, Key Resins Company (Basis of Design)
   2. BASF Flooring
   3. SILIKAL

2.3 MATERIALS

A. Methyl Methacrylate (MMA) Acrylic Resin System:
   1. Saturating Primer/Sealer Coat: Key MMA 9112
   2. Coving (if required): Key MMA Cove Paste with appropriate filler
   3. Patching/Sloping (if required): Key MMA Polymer Concrete 9510 MMA Resin 4. Key 9418 Self-Leveling, consisting of MMA resin and decorative vinyl chip broadcast.

5. Topcoat(s) of clear, UV resistant 9526 MMA finish 6. Pigment of 9418: Color to compliment Colored Vinyl Flake.
7. Key Broadcast Vinyl Flake/Chips:
8. If added skid resistance is required, aluminum oxide or NSA (polycarbonate non-skid additive beads), may be broadcast into the primer or body coat or suspended into finish coat to to achieve specified skid/slip resistance requirements. Mesh size and rate to be determined by Owner based upon recommended amounts described by Mfg. for various COF.

B. Colors: As selected by Architect from manufacturer's full range and/or to match existing color and texture for the desired flooring affect.

2.4 PRODUCT PERFORMANCE CRITERIA

A. Key 9112 Primer/Sealer
1. Percentage Reactive Resin: 100% Percentage Solids 100%
2. Physical Properties
   a. Working Life, 50°F-70°F 8-10 minutes, will vary with temp. & amount of Hardener
   b. Recoat Time 45-60 minutes
   c. Viscosity 250-270 cps
   d. Weight per Gallon 8.3 lbs.
   e. Bond Strength300-400+psi (100% concrete failure)

B. Key Polymer Concrete 9510 MMA Resin
1. Appearance Bluish tint, low viscosity 2. Viscosity@ 75°F: 140-150 cps
3. Weight per Gallon: 8.1 lbs.
4. Percent Reactive : 100%, zero voe
5. Pot Life (working time) 73°F: 20-25 minutes 6. Tensile Strength (filled mortar): 7,800
7. Bond Strength 300-400+ psi (100% concrete failure)

C. Key 9418 MMA Binder
1. Percentage of reactive resin: 100%
   Percentage of solids: 100%
2. Appearance: Viscous Liquid
3. Viscosity, cps @ 73°F: 280-290 cps
4. Weight per Gallon: 8.1 lbs.
5. Working Life, 50°F-70°F: 15-30 mins., will vary w/temp.@ amt. of Hardener
6. Cure Rate: 40-60 minutes
7. Recoat Time: 60 minutes

D. Key 9526 MMA Sealer/Topcoat Resin
1. Percentage Reactive Resin: 100% 2. Percentage Solids: 100%
3. Working Life, 50°F-70°F: 10-25 minutes, will vary w/temp. @ amt. of hardener
4. Recoat Time: 60-120 minutes 5. Viscosity @ 75°F: 380-390 cps
6. Weight per Gallon: 8.3 lbs.
7. Heat Resistance, dry heat: 216°F
8. Shore D Hardness: 65-70

2.5 PRODUCT INSTALLATION & APPLICATION CRITERIA

A. All Key MMA Material Systems:
1. Pot Life at 68° F.: 10-15 minutes
2. Cure Time at 68° F.: 60 minutes
3. Recoat Time at 68° F.: 60-90 minutes

2.6 MIXES

A. Follow Manufacturer's prescribed procedures and recommendations.

PART 3 - EXECUTION

3.1 EXAMINATION

A. Examine all surfaces to be coated with Key MMA material systems and report to the Owner and/or Architect any conditions that will adversely affect the appearance or performance of these coating systems and that cannot be put into acceptable condition by the preparatory work specified in Paragraph 3.03.

B. Do not proceed with application until the surface is acceptable or authorization to proceed is given by the Owner's Representative.

C. In the event that Applicator has employed all acceptable methods of surface preparation and cannot remedy adverse conditions that would lead to failure of the installation, Applicator shall withdraw from the contract and Owner will be financially responsible only for preparation efforts.

3.2 GENERAL

A. Material storage area must be selected and approved by Applicator and Owner or his representative.

B. If existing ventilation is inadequate, Applicator will provide sufficient ventilation to allow complete air exchange every five (5) minutes.

C. Applicator will protect adjacent surfaces not to be coated with masking and/or covers. Owner's equipment, materials, and existing finishes shall be protected from dust, cleaning solutions, and flooring materials.

3.3 PREPARATION

A. Surface Preparation - General
1. Concrete substrate must be clean and dry. Dislodge dirt, mortar spatter, paint overspray, and other dry surface accumulations and contamination by scraping, brushing, sweeping, vacuuming, and/or compressed air blowdown.
2. New concrete: See 1.7.C for requirements.

3. Surfaces that are heavily contaminated shall be cleaned with the appropriate degreaser, detergent, or other appropriate cleaner/surfactant followed by thoroughly rinsing with fresh water to remove the accumulation prior to mechanical cleaning efforts. Mechanical cleaning will not remove such deposits, but only drive them deeper into the substrate.
4. Concrete shall have a moisture emission rate of no more than 5 lbs. per 1000 sq. ft. per 24 hour period as determined by proper Calcium Chloride Testing or 90 RH via in-Situ Probe tests
5. Existing Painted Surfaces: "Float" walls using product acceptable to Manufacturer to achieve a smooth flat surface acceptable to receive Key MMA material systems.

B. Bond Testing
1. The Applicator shall evaluate all surface preparation by conducting bond tests at strategic locations .
2. Mix six (6) ounces of the primer to be used in the application with #10-#12 mesh, dry quartz sand until an easily trowelable mixture is obtained. Add 10% by volume Key 9000 MMA Hardener (BPO Powder) and mix well. Apply palm-sized patties 1/8" to 1/4" thick.
3. After one (1) hour at 68° F, patties must be cured tack-free in ambient temperature of concrete.
4. Remove patties with hammer and chisel and examine fracture/delamination plane. Concrete with fractured aggregate must be attached when this has been completed.
5. If only laitance or a small amount of concrete is attached or if interface between patty and substrate is tacky, further substrate preparation is required.
6. If further surface preparation is required, bond tests shall be conducted again when this has been completed.
7. If no amount or kind of surface preparation produces satisfactory bond tests, the applicator shall report that to the Owner, Architect, and Manufacturer.

C. Mechanical Surface Preparation and Cleaning
1. All accessible concrete floor surfaces shall be mechanically blast cleaned using a mobile steelshot, dust recycling machine such as BLASTRAC, as manufactured by Wheelabrator Corp., or approved equivalent. All surface and embedded accumulations of paint, toppings, hardened concrete layers, laitance, power trowel finishes, and other similar surface characteristics shall be completely removed leaving a bare concrete surface having a profile similar to 40 grit sandpaper and exposing the upper fascia of concrete aggregate.
2. Floor areas inaccessible to the mobile blast cleaning machines shall be mechanically abraded to the same degree of cleanliness, soundness, and profile using vertical disc scarifiers, starwheel scarifiers, needle guns, scabblers, or other suitably effective equipment.
3. After blasting, traces or accumulations of spent abrasive, laitance, removed toppings, and other debris shall be removed with brush or vacuum.
4. Conduct Bond Tests to check adequacy of surface preparation. See Paragraph 3.3.B (Bond Testing).
5. Application of the respective specified material system(s) must be completed before any water or other contamination of the surface occurs.

3.4 INSTALLATION

A. Application of Key 9418 MMA Binder. Colored Flake Flooring System consists of:
1. Applying the primer/sealer
2. Applying coving (if required)
3. Performing patching and sloping with Key MMA Polymer Concrete (if required)
4. Re-priming with 9122 over MMA Polymer Concrete areas
5. Applying the topping, broadcasting the Colored Flake

6. Applying the topcoat: Time for curing (45 - 60 minutes) shall be allowed between each coat. Thicknesses are specified below and/or in Paragraph 3.8.

B. Open only the containers of component materials to be use in each specific application as needed. Refer to Manufacturer's data sheets for pot-life/temperature relationship to determine size of batches to mix and mix ratios for each respective coat of the system.

C. Measure, add, and mix the initiator Key 9000 MMA Hardener (BPO Powder Hardener) into the respective resin components in the proportions recommended by the Material Manufacturer. Pot life is short, so mix only as much material at a time as can be easily and efficiently applied.

3.5 PRIME COAT

A. Measure, add, and mix the initiator component, and initiator (SRS Powder Hardener) into the respective resin components in the proportions recommended by the Material Manufacturer.

B. Pour the mixture batches onto the floor surface and use a 9" or 18" wide, 1/2" - 3/4" thick- napped, solvent-resistant paint roller to roll out the material at a rate of 100 sq. ft./ gal. to form a uniform, continuous film, ensuring that all crevices, cracks, other surface discontinuities have been saturated and coated. Use a paint brush to reach areas inaccessible to the roller. Work quickly and deliberately; the pot life is short (10 -15 minutes). Do not leave any "puddles"; roll out any such accumulations.

C. Allow the primer/sealer coat to cure.

D. If any of the concrete has absorbed all of the primer or if the concrete still has a dry look, reprime these areas before applying Wearcoat or Topcoat.

3.6 COVING

A. Surface Preparation
1. If concrete walls are to be painted prior to installation of cove base, the bottom portion of the walls shall remain un-coated to the height of the cove base to insure a proper bond to the concrete wall.
2. If walls are constructed of a non-compatible material or if a coating exists, a backer board of ¼" plexiglass or ½" cement board cut to the desired height of the cove base needs to be installed. The top of the backer board should be cut at a 45° angle to create a "beveled" edge.
3. If a backer board needs to be installed it shall be fastened using a high grade construction adhesive as well as counter sunk screws or concrete masonry anchors.

B. System Description
1. Cove base shall be installed according to manufacturers recommendations and shall be one of two systems:
   a. CB Filler Cove Base consisting of "spooned in" radius and brush on body coat.
   b. Trowel-On Cove Base consisting of a trowel applied radius/base mix with a termination strip installed at the top of the base.

C. Cove base will receive a broadcast and top coat consistent with flooring system.

3.7 PATCHING/SLOPING

A. Measure, add, and mix the R17 Resin, Powder Component, and necessary aggregate (if required) in the proportions recommended by the Material Manufacturer.

B. Use mixture to repair any damaged concrete, or to slope any areas as needed. Apply to masonry wall surfaces so that existing mortar joints do not telegraph to final top coat finishes.

C. Once cured, material must be re-primed before topping system is applied.

3.8 TOPPING

A. Size the batches, and mix according to Manufacturer's instructions. The entire batch should be poured and spread at once, i.e., do not let material set in pail.

B. Spread the topping material with a gauge rake set to a depth of 1/8" Lightly trowel to a uniform thickness of 1/8" as necessary.

C. Immediately after application, roll with a porcupine roller available from the Manufacturer to release any trapped air from the topping.

D. Broadcast Colored Flake into the fresh material before it begins to cure. It is important that the flake "rains" down, and not be thrown into, the surface.

E. Allow the topping to cure.

F. Remove excess flakes by sweeping, "blow-down", and/or vacuuming. Lightly abrade surface to remove loosely bonded Colored Flake with a medium-stiff brush on a swing style floor machine or abrade using med-coarse fiber pad, or stiff bristle push-broom. Vacuum prior to next step.

3.9 TOP COAT

A. Apply with clean rollers at a rate of 100 - 125 sq. ft./gal. in the same way as the Primer/Sealer was applied as described in Paragraph 3.04.01.

B. (If Required) Broadcast aluminum oxide, glass beads, or other suitable material into wet topcoat resin; size and rate as determined by owner.

C. Allow topcoat to cure. Floors without aluminum oxide or glass bead broadcast may be lightly sanded if required. Vacuum all dust, paying particular attention to edges and corners.

3.10 SECOND TOPCOAT

A. Apply with clean rollers at a rate of 100 - 125 sq. ft./gal. in the same way as the Primer/Sealer was applied as described in Paragraph 3.04.01.

B. Allow topcoat to cure.

3.11 FIELD QUALITY CONTROL/INSPECTION

A. Applicator shall request acceptance of surface preparation from the Engineer before application of the prime/seal coat.

B. Applicator shall request acceptance of the prime/seal coat from the Engineer before application of subsequent specified materials.

C. All work not acceptable to the Architect, Engineer, or Owner must be corrected before consideration of final acceptance.

3.12 CLEANING

A. Applicator shall remove any material spatters and other material that is not where it should be. Remove masking and covers taking care not to contaminate surrounding area.

B. Applicator shall repair any damage that should arise from either the application or clean-up effort.

3.13 COATING SCHEDULE

A. Primer shall be R41i. Application rate shall be approx. 100 sq.ft. per gallon (approx. 12 mils).

B. Coving shall be R61 with appropriate filler installed per manufacturers recommendations.

C. Patching/Sloping material shall be R17

D. Body coat shall be R61SL applied with a gauge rake set at 1/8" for a rate of 40 sq. ft. per batch. Colored Flake to be broadcast into the uncured topping. Broadcast the Colored Flake at the rate of0.10 - 0.15 pounds per sq. ft.

E. Clear topcoat shall be R71; apply at the rate of 100 - 125 sq. ft. per gallon for the first coat and 100 - 125 sq. ft. per gallon for the second application.

3.14 PROTECTION

A. Protect resinous flooring from damage and wear during the remainder of construction period. Use protective methods and materials, including temporary covering, recommended in writing by resinous flooring manufacturer.

END OF SECTION 096723

SECTION 033450 - CONCRETE FINISHING

PART 1 - GENERAL

1.1 DESCRIPTION

A. Work included: Drawings and general provisions of the Contract Documents including General, Supplementary, and other Conditions and Division 1, “General Requirements” Sections, apply to the work specified in this Section.

B. Related work

1. Section 033000: Cast-In-Place Concrete.

1.2 QUALITY ASSURANCE

A. Use adequate numbers of skilled workmen who are thoroughly trained and experienced in the necessary crafts and who are completely familiar with the specified requirements and the methods needed for proper performance of the work of this Section.

B. Except as may be modified herein or otherwise directed by the Architect, comply with ACI 301, "Specifications for Structural Concrete for Buildings."

C. Pre-Installation Meeting

1. Approximately two to four weeks prior to scheduled commencement of concrete installation and associated work, meet at project site with concrete subcontractor, associated finish coatings Installer(s), Architect, Owner, and other representatives directly concerned with performance of the work, including (as applicable) test agencies and governing authorities.
2. Review foreseeable methods and procedures related to concrete work, including, but not necessarily limited to, the following:
    a. Inspect and discuss condition of substrates, penetrations and other preparatory work performed by other trades.
    b. Review concrete requirements (drawings, specifications, and other contract documents).
    c. Review required submittals, both completed and yet to be completed.
    d. Review and finalize construction schedule related to concrete work and verify availability of materials, Installer’s personnel, equipment and facilities needed to make progress and avoid delays.
    e. Review required inspection, certifying, and material usage accounting procedures.
    f. Review weather and forecasted weather conditions as they may apply, and procedures for coping with unfavorable conditions, including requirements for temporary protection.
    g. Review special exposed concrete finishes and all associated items including special concrete mixes, materials, placing, curing, jointing, finishing, and protection requirements.
    h. Review the method of placing screed pins for elevated concrete slabs on metal deck to achieve finish floor flatness and levelness requirements.

D. Standard Specifications

1. Refer to Section 033000 for same and conform thereto as they apply to concrete curing and finishing work of this Section.

E. Defective Work

1. Contractor shall remove and replace at his own expense all defective work as adjudged by the Architect.

1.3 SUBMITTALS

A. Submit

1. Submit manufacturer's product data and installation instructions for proprietary materials including curing agents, sealers, hardeners, and the like.

1.4 JOB CONDITIONS

A. Refer to Section 033000 for same and conform thereto as they apply to concrete curing and finishing work of this Section.

PART 2 - PRODUCTS

2.1 MATERIALS

A. Concrete materials: Comply with pertinent provisions of Section 033000, except as may be modified herein.

B. Surface Retardant for Exposed Aggregate Finish: Furnish Sika “Rugasol C”, Anti-Hydro Waterproofing Co., Master Builders, or Protex Industries equivalent or approved equal, liquid chemical surface retardant.

C. Curing Compound for Curing Exterior Slabs

1. Furnish liquid membrane-forming curing compound conforming to ASTM C309, Type I clear. Compound shall be a clear styrene acrylate type, 30% solids content minimum, and have test data from an independent testing laboratory indicating a maximum loss of 0.030 grams per sq. cm. when applied at a coverage rate of 300 sq. ft. per gallon.
2. Compound shall be "Super Aqua-Cure Vox" by The Euclid Chemical Co., "Kure-N-Seal 30" by Sonneborn, "Sealtight CS-309" by W.R. Meadows, or approved equal.
3. Manufacturer’s Certification required. (Sodium Silicate Compounds are prohibited.)

D. Curing Compounds & Protection Paper for Curing Interior Slabs

1. For Recessed Slab Surfaces to Receive Tile Setting Bed: Furnish 6 mil clear visqueen or reinforced waterproof kraft paper conforming to ASTM C171, Type I. Liquid membrane-forming curing compounds shall not be used for curing interior recessed slabs.
2. For Slabs to Receive Floor Coverings and for Interior Slabs to be Left Exposed and Sealed: Curing compound shall be fully compatible with all adhesives, such as resilient flooring and carpet adhesives which will be used on the Project and guaranteed by the manufacturer, in writing, not to impair bonding adhesive. Furnish and apply “VC-5 Curing Compound” manufactured by SINAK, or approved equal, on all interior slabs-on-grade and all interior elevated concrete slabs on metal floor deck.

E. Sealer

1. For interior slabs to receive sealed finish, furnish and apply an acrylic polymer, water-based sealer conforming to ASTM C309, Type I, Class B, clear, non-yellowing; “VOCOMP-25” by W. R. Meadows, “Super Aqua-Cure VOX” by Euclid Chemical Company, or approved equal.

PART 3 - EXECUTION

3.1 SURFACE CONDITIONS

A. Examine the areas and conditions under which work of this Section will be performed. Correct conditions detrimental to timely and proper completion of the Work. Do not proceed until unsatisfactory conditions are corrected.

3.2 FINISHING OF FORMED SURFACES – REPAIR OF SURFACE DEFECTS

A. General

1. After removal of forms, give the concrete surfaces one or more of the finishes specified below where so indicated on the Drawings, or directed by the Architect.
2. Immediately after form removal, patch all tie holes and repairable defective areas.
3. Revise the finishes as needed to secure the approval of the Architect.

B. Formed Surfaces to be Concealed in the Finished Work

1. Leave surfaces with the texture imparted by forms, except patch tie holes and defects.
2. Remove fins exceeding 1/4" in height.

C. Formed Surfaces to be left exposed in the Finished Work: All exposed concrete not otherwise specified and excluding wall surfaces in mechanical rooms and the like, shall be treated as follows:

1. Fin Removal:
   a. Completely remove all surface fins by hand or power grinding with carborundum stone or power grinder to approved smoothness on surfaces to be left exposed.
2. Voids, Gravel Pockets and Similar:
   a. Cut out defective areas 1” deep, vertical edges.
   b. Wet cavities and adjacent area.
   c. Cement mortar to match adjacent areas, use as little water as possible.
   d. Re-temper after 1 to 2 hours for shrinkage, as required.
   e. Thoroughly fill voids and finish off, match adjacent surface in exposed work.
   f. Finish with “Sacked Finish” as specified below.
   g. Keep patched and finished areas damp for 7 days.
3. Tie Holes:
   a. Clean and thoroughly dampen; fill solid with patching mortar as specified above for voids and pockets.

D. Sacked Finish

1. General:
   a. Provide sacked finish as specified below on all exposed surfaces of building walls and other dominant exposed surfaces.
2. Sacked Finish:
   a. Pre-dampen concrete while still green and apply matching color slurry of patching material specified above for minor defective areas and apply with burlap or sponge float.
   b. Remove any surplus, then rub with clean burlap; cure in approved manner.
   c. All sacked finish surfaces shall be smooth and uniform in appearance, pinhole free, with all imperfections completely concealed.

E. Wall & Curb Tops, Horizontal Offsets, Other Unformed Surfaces

1. In general, strike smooth after placing concrete, float to continued uniform surface and to texture reasonably consistent with adjacent formed surfaces, as approved.

3.3 FINISHING SLABS

A. Tolerances

1. The cross-sectional thickness of slabs on grade shall be within +3/8" and -1/4" of the thickness designated on plans. The cross-sectional thickness of elevated slabs shall be the thickness designated on plans as a minimum.
2. The final elevation of slabs on grade shall be within ±1/2" of the elevation designated on plans. At elevated slabs the contractor is required to compensate for steel deflections and the final elevation of elevated slabs shall be within +0" and -1/2" of the elevation designated on plans.
3. All floor areas are designated as random traffic floors and shall be subject to the following surface profile tolerances for floor flatness (FF) and floor levelness (FL).
   a. Slabs on grade: Specified Overall Value = FF 40 / FL 25
      Minimum Local Value = FF 25 / FL 17
   b. Elevated slabs: Specified Overall Value = FF 40
      Minimum Local Value = FF 25
   c. Tolerances specified above are for troweled finishes. All float finishes shall achieve FF 20 / FL 17 as a minimum.
   d. Measurements: FF and FL tolerances shall be tested in accordance with ASTM E1155 "Standard Test Method for Determining Floor Flatness and Levelness Using the "F-Number" System (Inch-Pound Units)". All floor tolerance measurements shall be made within 48 hours after slab installation. Results of all floor profile tests (including a running tabulation of the overall FF and FL values for all of the random traffic slabs installed to date) shall be provided to the Architect within 72 hours after each slab installation.
4. Where slab edges curl to an extent that they are either functionally or architecturally unacceptable, the Contractor shall be responsible to provide corrective measures to the approval of the Architect. This requirement shall remain in force throughout the warranty period.
5. Non-conforming work may require corrective actions where directed by the Architect. Corrective actions may include but shall not be limited to the application of a floor leveling/patching compound in low spots, the grinding down of high spots or removal and replacement.

B. Slab Finishes

1. Unless otherwise shown, scheduled or specified hereinafter, use the following finishes, as applicable:
   a. Furnish smooth troweled finish for all floors to receive resilient floor coverings and carpeting.
   b. Furnish smooth troweled finish for all interior floors to remain as walking surfaces and which are scheduled in Room Finish Schedule to receive exposed sealed concrete finish.
   c. Furnish smooth troweled finish for all exterior equipment pads, dumpster pads, and the like.
   d. Furnish broomed float finish for interior recessed slabs to receive ceramic floor tile finishes and associated setting beds.
   e. Furnish exposed aggregate finish of portions of exterior walks as indicated on Architectural and Landscape Drawings.
   f. Furnish broomed trowel finish for all exterior walks, ramps, stairs and miscellaneous slab surfaces not otherwise specified to receive smooth trowel or exposed aggregate finishes.
   g. Furnish "tactile" diamond pattern finish, in addition to broom finish, at handicap ramp curb-cut slab areas indicated to receive "tactile warning surface".

h. Furnish “non-slip” finish for cast-in-place curbs and associated gutters, as applicable, integral with sidewalks.

2. Before finishing work begins, place, strike off, consolidate and level and/or slope, as applicable, concrete to condition ready for finishing.
3. Consolidate placed concrete preferably with power driven floats of impact type except for thin joist slabs; use wood or cork-faced hand floats for surfaces inaccessible to power floats.
4. At slab-on-grade floor areas scheduled to receive tile flooring and associated mortar setting bed, recess slabs 2”; slope recessed slabs in these areas to allow for uniform thickness of tile setting bed material.
5. Replace slabs with excessive curling, shrinkage cracks and those not properly sloped and finished to floor flatness and leveling tolerances specified above, as approved, without additional cost to Owner.

C. Float Finish

1. After the concrete has been placed, consolidated, struck off, and leveled, do not work the concrete further until ready for floating.
2. Begin floating when the water sheen has disappeared and when the surface has stiffened sufficiently to permit the operation.
3. During or after the first floating, check the planeness of the surface with a ten-foot straightedge applied at not less than two different angles.
4. Cut down high spots and fill low spots.
5. Refloat the slab immediately to a uniform sandy texture.

D. Broomed Float Finish

1. Provide a floated finish as described above. After floating, draw a broom across surface to a light scored texture finish, as approved.

E. Troweled Finish

1. Provide a floated finish as described above, followed by a power troweling and then a hand troweling.
   a. Produce an initial surface which is relatively free from defects, but which still may show some trowel marks.
   b. Provide hand troweling when a ringing sound is produced as the trowel is moved over the surface.
   c. Thoroughly consolidate the surface by hand troweling.
2. Provide a finished surface essentially free from trowel marks, uniform in texture and appearance.
3. On surfaces intended to support floor coverings, use grinding or other means as necessary and remove all defects of such magnitude as would show through the floor covering.

F. Broomed Trowel Finish

1. Power float to trueness within the specified tolerance and provide one-pass steel troweling. After troweling, draw a broom across surface to a light transverse scored texture, as approved.

G. “Tactile” Finish

1. After floating and applying broom finish, imprint surface of handicap curb cuts with a diamond pattern texture using an expanded metal grate imprinting tool, as approved.

H. Non-Slip Finish

1. After troweling, obtain finish by dragging a strip of clean, wet burlap across the slab and curb surfaces to produce a fine, granular, or sandy textured surface without disfiguring marks.
2. Round edges and joints in curbs with an edger having a radius of ¼".

I. Exterior Control Joint & Slab Edge Treatment

1. Steel tool all control joints, all exposed perimeter edges, and edges of expansion joints, prior to filling with sealant, to a smooth bullnose form, using an edger having a radius of ¼", as approved.
2. Form control joints in uniform straight lines, spaced no greater than 5 feet apart. Coordinate exact locations and alignment with Architect.

3.4 CURING AND PROTECTION

A. The Contractor shall use all necessary precautions to keep cracking and curling of all concrete work to an absolute minimum. Beginning immediately after placement, protect concrete from premature drying, excessively hot and cold temperatures, and mechanical injury.

1. Maintain curing procedures used for seven (7) days at minimum temperature of 50° F; if mean daily temperature drops below 40° F during this period, extend curing period an equal number of days or provide temporary heat or additional protection to maintain specified minimum temperature of air in contact with concrete.

B. Temperature, Wind, and Humidity

1. When concrete slab placements are subjected to high temperatures, wind and/or low humidity the Architect may require the use of the specified evaporation retarder or other means to minimize plastic cracking. The compound may be required to be applied one or more times during the finishing operation. The initial application is usually made after the strike-off operation.
2. Cold weather:
   a. When the mean daily temperature outdoors is less than 40° F, maintain the temperature of the concrete between 50° F and 70° F for the required curing period.
   b. When necessary, provide a proper and adequate heating system capable of maintaining the required heat without injury due to concentration of heat.
   c. Do not use combustion heaters during the first 24 hours unless precautions are taken to prevent exposure of the concrete to exhaust gases which contain carbon dioxide.
   d. Do not use frozen materials or materials containing ice or snow. Do not place concrete on frozen subgrade or on subgrade containing frozen materials.
   e. Only the specified non-corrosive non-chloride accelerator shall be used. Calcium chloride, thiocyanates or admixtures containing more than 0.05% chloride ions are not permitted.
2. Hot weather:
   a. When necessary, provide wind breaks, fog spraying, shading, sprinkling, ponding, or wet covering with a light-colored material, applying as quickly as concrete hardening and finishing operations will allow.
3. Rate of temperature change:
   a. Keep the temperature of the air immediately adjacent to the concrete during and immediately following the curing period as uniform as possible while not exceeding a change of 5° F in any one hour period, or 50° F in any 24 hour period.

C. Curing Walls & Formed Surfaces

1. Where forms are exposed to the sun, minimize moisture loss by keeping the forms wet until they can be removed safely.

2. In hot weather, immediately after forms have been removed, cure by continuous sprinkling or covering with absorptive mat or fabric kept continuously wet or use vapor mist bath.
3. In freezing weather, protect in accordance with ACI 301.

D. Curing Exterior Slabs

1. Spray slabs with liquid membrane-forming compound specified above for exterior slabs, applied at not less than the manufacturer's specified and recommended rate.

E. Curing Interior Slabs

1. For Recessed Slab Surfaces: Install appropriate sheeting as specified above, installed over slabs immediately upon completion of surface finish work as work proceeds. Lap 3 inches and tape or otherwise seal edges and hold down by adequate means to prevent dislodgment. Maintain covering for a minimum of seven (7) days. Repair any damage to membrane which allows escape of slab moisture. Maintain membrane upkeep until full removal.
2. For Slabs to Receive Resilient and Carpet Floor Coverings:
   a. Coat new slab surfaces with VC-5 curing compound specified above, applied at not less than the manufacturer's specified and recommended rate and in accordance with manufacturer's written instructions.
   b. In addition, all floor slabs shall be covered with blankets for a minimum of 72 hours after pouring.
3. For Slabs to be Left Exposed and Sealed:
   a. Coat new slab surfaces with VC-5 curing compound specified above, applied at not less than the manufacturer's specified and recommended rate and in accordance with manufacturer's written instructions.
   b. In addition, all floor slabs shall be covered with blankets for a minimum of 72 hours after pouring.
   c. After curing compound has fully dried per manufacturer's recommendations, Contractor shall cover such slab surfaces with protective sheeting as necessary to avoid damage due to subsequent construction work and prior to final finishing of such floor surfaces as specified below.

F. Protection from Mechanical Injury

1. During the curing period, protect all concrete from damaging mechanical disturbances, more especially load stresses, heavy shock, and excessive vibration.
2. Protect finished concrete surfaces from damage from construction equipment, materials and methods, from application of curing procedures, and from rain and running water.
3. Do not load self-supporting structures in such a way as to overstress the concrete.

3.5 APPLIED FINISHES

A. Sealed Finish (Where sealed finish is scheduled)

1. Apply sealer strictly in accordance with the sealer manufacturer's written application instructions and recommendations, for a uniform, low gloss sheen finish.

END OF SECTION 033450

SECTION 066116 - SOLID SURFACING FABRICATIONS

PART 1 GENERAL

1.1 SUMMARY

A. Section Includes: Solid polymer fabrications, as indicated on Drawings and as specified, including, but not limited to:
   1. Countertops, backsplashes and accents.

1.2 RELATED SECTIONS:

A. Section 064100 - Architectural Wood Casework, for sub-tops for solid polymer countertops.

1.3 REFERENCES

A. ISSFA-2-01 - Classification and Standards for Solid Surfacing Material; International Solid Surface Fabricators Association; 2013.

B. NSF/ ANSI Standard 51; 2012.

C. ASTM G21- Standard Practice for Determining Resistance of Synthetic Polymeric Materials to Fungi: Method A or B, no growth.; 2015.

D. ASTM E84 - Standard Test Method for Surface Burning Characteristics of Building Materials; 2017.

1.4 DESIGN REQUIREMENTS

A. Design Load: Deflection limited to 1/360.

B. Design items with sufficient strength for handling stresses.

1.5 SUBMITTALS

A. See Section 013000 - Submittal Requirements, for submittal procedures.

B. Shop Drawings: Indicate dimensions, thicknesses, required clearances, tolerances, materials, colors, finishes, fabrication details, field jointing, adjacent construction, design load parameters, methods of support, integration of plumbing components, and anchorages.

C. Product Data: Indicate product description, fabrication information and compliance with specified performance requirements.

D. Samples: Submit two (2), 6 inch x 6 inch samples of each color/finish of solid surfacing material required.

E. Manufacturer's Installation Instructions: Indicate preparation of opening required, rough-in sizes; provide templates for cast-in or placed frames or anchors; tolerances for item placement, temporary bracing of components.

F. Maintenance Data: Indicate list of approved cleaning materials and procedures required; list of substances that are harmful to the component materials.
   1. Include instructions for stain removal, surface and gloss restoration.

G. Warranty Documentation: Submit manufacturer warranty and ensure that forms have been completed in Owner's name and registered with manufacturer.

H. Maintenance Materials: Furnish the following for Owner's use in maintenance of project.
   1. See Section 016310 - Substitutions, for additional provisions.
   2. Extra Polishing Cream: 16 oz.

1.6 QUALITY ASSURANCE

A. Manufacturer Qualifications: Company specializing in manufacturing the products specified in this section with minimum 10 years of documented experience.

B. Fabricator Qualifications:
   1. Certified or approved by the Manufacturer.
   2. Subject to approval by Architect.
   3. Have adequate physical facilities and sufficient production capacity to produce, transport, deliver, and install the required units without causing delay in the work.
   4. Have a minimum of 5 years of fabrication experience.

C. Installers: Provide work of this Section executed by competent installers with minimum five (5) years experience in the application of Products, systems and assemblies specified and with approval and training of the Product manufacturers.

D. Source Limitations: Obtain solid surfacing fabrications through one source.

E. Fire-Test-Response Characteristics: Provide solid surfacing fabrications with the following surface-burning characteristics as determined by testing identical products per ASTM E84 by UL 723 or another testing and inspecting agency acceptable to authorities having jurisdiction:
   1. 1. Flame-Spread Index: 25 or less.
   2. 2. Smoke-Developed Index: 450 or less.

1.7 COORDINATION

A. Submit coordination drawings indicating plumbing and miscellaneous steel work indicating locations of wall rated or non-rated, blocking requirements, locations and recessed wall items and similar items..

1.8 DELIVERY, STORAGE AND HANDLING

A. Deliver no components to project site until areas are ready for installation. Store indoors in a dry area on raised sleepers or pallets, and away from extreme temperatures.

B. Deliver materials and accessory products in manufacturer's unopened containers.

C. Handle materials to prevent damage to finished surfaces. Provide protective coverings to prevent physical damage or staining following installation for duration of project.

1.9 WARRANTY

A. Provide manufacturer's ten year limited warranty against visible defects and failure due to manufacturing defects. Damage caused by physical or chemical abuse or damage from excessive heat is excluded from warranty. Warranty shall provide material and labor to repair or replace defective materials.

PART 2 PRODUCTS

2.1 MANUFACTURERS

A. Solid Surfacing Materials: Provide solid surfacing materials of Manufacturers scheduled on Interior Drawings and Specifications, unless approved otherwise by Architect.

2.2 MATERIALS

A. Solid Surfacing Material: Manufacturer’s proprietary formulation of fully densified composite of modified polymer resins and mineral fillers.
   1. UL Class 1 fire resistance rated.
   2. Color and Finish: As indicated on Drawings and Material Schedule by reference to Manufacturer’s proprietary color designations.
   3. Sheen on the material is a Semi-Gloss finish typical.

B. Resin: Polyester type, with integral coloring, stain resistant to domestic chemicals and cleaners.

C. Thickness: 2 cm (3/4") or 3 cm (1 1/8").

D. Provide edge details as shown on the Drawings.

E. Provide 4” backsplashes, where shown on the Drawings, to dimensions shown on the Drawings.

2.3 ACCESSORY PRODUCTS

A. Joint Adhesive: Manufacturer's standard two-part adhesive kit to create inconspicuous, non-porous joints. Color to match fabrication material.

B. Panel Adhesive: Manufacturer's standard neoprene-based panel adhesive meeting ANSI A136.1-1967 and UL(R) listed.

C. Sealant:
   1. For conditions exposed to moisture; Manufacturer's standard mildew-resistant, FDA/UL(R) recognized silicone sealant in colors matching components.
   2. For conditions not exposed to moisture; Manufacturer's standard silicone sealant in colors matching polymer material.

2.4 FABRICATION

A. Factory fabricate components to greatest extent practicable to sizes and shapes indicated, in accordance with approved shop drawings.

B. Form joints between components using manufacturer's standard joint adhesive; without conspicuous joints.

C. Provide factory cutouts for plumbing fittings and bath accessories as indicated on the drawings. Coordinate with scheduled and specified plumbing fixtures and toilet room accessories.

D. Cut and finish component edges with clean, sharp returns. Route radii and contours to template. Repair or reject defective and inaccurate work.

PART 3 EXECUTION

3.1 EXAMINATION

A. Verification of Conditions: Examine sub-surfaces to receive Work and report detrimental conditions in writing to Architect. Commencement of Work will be construed as acceptance of sub-surfaces.

B. Coordination: Coordinate with other work which affects, connects with, or will be concealed by this Work.

3.2 INSTALLATION

A. Install components plumb and level, in accordance with approved shop drawings and product installation details.
   1. Tops:
      a. Flat and true to within 1/8" (3 mm) of a flat surface over a 10' length.
      b. Allow a minimum of 1/16" to a maximum of 1/8" (3 mm) clearance between surface and each wall.

B. Form field joints using manufacturer’s recommended adhesive, with joint widths no greater than 1/8" (3 mm) in finished work.
   1. Keep components and hands clean when making joints.

C. Sinks:
   1. Adhere undermount sinks/bowls to countertops using manufacturer’s recommended adhesive and mounting hardware.
   2. Adhere drop-in sinks/bowls to countertops using manufacturer-recommended adhesives and color-matched silicone sealant.

D. Provide backsplashes and end splashes as indicated on the drawings.
   1. Adhere to countertops using manufacturer’s standard color-matched silicone sealant.

E. Keep components and hands clean during installation.
   1. Remove adhesives, sealants and other stains.
   2. Components shall be clean on date of substantial completion.

F. Connections:
   1. Make plumbing connections in accordance with Division 22.
   2. Make electrical connections in accordance with Division 26.

G. Form field joints using manufacturer's recommended adhesive, with joints inconspicuous in finished work. Keep components and hands clean when making joints.

3.3 PROTECTION

A. Keep components and hands clean during installation. Remove adhesives, sealants and other stains. Keep clean until Date of Substantial Completion. Replace stained components.

B. Protect surfaces from damage until Date of Substantial Completion. Repair work or replace damaged work that cannot be repaired to Architect's satisfaction.

3.4 CLEANING

A. During the course of the Work and on completion of the Work, remove and dispose of excess materials, equipment and debris away from premises. Leave Work in clean condition.

END OF SECTION

SECTION 099123 - INTERIOR PAINTING

PART 1 – GENERAL

1.1 RELATED DOCUMENTS

A. Drawings and general provisions of the Contract, including General and Supplementary Conditions and Division 01 Specification Sections apply to this Section.

1.2 SUMMARY

A. Section includes surface preparation and the application of paint systems on the following interior substrates:

1. Concrete masonry units (CMU).
2. Steel.
3. Galvanized metal.
4. Gypsum board.
5. Special marking and identification.

B. Related Requirements:

1. Section 051200 "Structural Steel Framing" for shop priming of metal substrates with primers specified in this Section.
2. Section 055000 "Metal Fabrications" for shop priming of metal substrates.
3. Section 099113 "Exterior Painting" for surface preparation and the application of paint systems on exterior substrates.

1.3 DEFINITIONS

A. Gloss Level 4: 20 to 35 units at 60 degrees and not less than 35 units at 85 degrees, according to ASTM D 523.

B. Gloss Level 5: 35 to 70 units at 60 degrees, according to ASTM D 523.

C. Gloss Level 6: 70 to 85 units at 60 degrees, according to ASTM D 523.

1.4 ACTION SUBMITTALS

A. Product Data: For each type of product. Include preparation requirements and application instructions.

B. Samples for Initial Selection: For each type of topcoat product.

C. Samples for Verification: For each type of paint system and in each color and gloss of topcoat.

1. Submit Samples on rigid backing, 8-inches square.
2. Step coats on Samples to show each coat required for system.
3. Label each coat of each Sample.
4. Label each Sample for location and application area.

D. Product List: For each product indicated, include the following:

1. Cross-reference to paint system and locations of application areas. Use same designations indicated on Drawings and in schedules.
2. Printout of current "MPI Approved Products List" for each product category specified in Part 2, with the proposed product highlighted.

3. VOC content.

1.5 MAINTENANCE MATERIAL SUBMITTALS

A. Furnish extra materials, from the same product run, that match products installed and that are packaged with protective covering for storage and identified with labels describing contents.

1. Paint: 5 percent, but not less than 1 gal. of each material and color applied.

1.6 QUALITY ASSURANCE

A. Mockups: Apply mockups of each paint system indicated and each color and finish selected to verify preliminary selections made under Sample submittals and to demonstrate aesthetic effects and set quality standards for materials and execution.

1. Architect will select one surface to represent surfaces and conditions for application of each paint system specified in Part 3.

a. Vertical and Horizontal Surfaces: Provide samples of at least 100 sq. ft.
b. Other Items: Architect will designate items or areas required.

2. Final approval of color selections will be based on mockups.

a. If preliminary color selections are not approved, apply additional mockups of additional colors selected by Architect at no added cost to Owner.

3. Approval of mockups does not constitute approval of deviations from the Contract Documents contained in mockups unless Architect specifically approves such deviations in writing.

4. Subject to compliance with requirements, approved mockups may become part of the completed Work if undisturbed at time of Substantial Completion.

1.7 DELIVERY, STORAGE, AND HANDLING

A. Store materials not in use in tightly covered containers in well-ventilated areas with ambient temperatures continuously maintained at not less than 45 deg F.

1. Maintain containers in clean condition, free of foreign materials and residue.
2. Remove rags and waste from storage areas daily.

1.8 FIELD CONDITIONS

A. Apply paints only when temperature of surfaces to be painted and ambient air temperatures are between 50 and 95 deg F.

B. Do not apply paints when relative humidity exceeds 85 percent; at temperatures less than 5 deg F above the dew point; or to damp or wet surfaces.

PART 2 - PRODUCTS

2.1 MANUFACTURERS

A. Manufacturers: Subject to compliance with requirements, available manufacturers offering products that may be incorporated into the Work include the following:

1. Benjamin Moore and Company.

2. Sherwin-Williams Company.
3. Substitutions: Subject to compliance with requirements, comparable products of other manufacturers will be considered under standard substitutions procedures.

2.2 PAINT, GENERAL

PAINTS CONTAINING LEAD OR ASBESTOS OF ANY AMOUNT ARE NOT PERMITTED

A. MPI Standards: Provide products that comply with MPI standards indicated and that are listed in its "MPI Approved Products List."

B. Material Compatibility:

1. Provide materials for use within each paint system that are compatible with one another and substrates indicated, under conditions of service and application as demonstrated by manufacturer, based on testing and field experience.
2. For each coat in a paint system, provide products recommended in writing by manufacturers of topcoat for use in paint system and on substrate indicated.

C. VOC Content: Provide materials that comply with VOC limits of authorities having jurisdiction.

D. Colors: As indicated in a color schedule.

2.3 BLOCK FILLERS

A. Block Filler, Latex, Interior/Exterior: MPI #4.

2.4 PRIMERS/SEALERS

A. Primer Sealer, Latex, Interior: MPI #50.

2.5 METAL PRIMERS

A. Primer, Quick Dry for Aluminum: MPI #95.

B. Primer, Rust Inhibitive, Water Based: MPI #107.

C. Primer, Galvanized, Water Based: MPI #134.

2.6 WATER-BASED PAINTS

A. Latex, Satin (Gloss Level 4): MPI #43.

B. Latex, Interior, Semi-Gloss (Gloss Level 5): MPI #54.

C. Latex, Interior, Semi-Gloss, (Gloss Level 5): MPI #153.

D. Latex, Interior, Gloss, (Gloss Level 6): MPI #114.

2.7 POLYAMIDE EPOXY

A. Epoxy, Interior, Gloss, (Gloss Level 6): MPI #77.

2.8 SOURCE QUALITY CONTROL

A. Testing of Paint Materials: Owner reserves the right to invoke the following procedure:

1. Owner may engage the services of a qualified testing agency to sample paint materials. Contractor will be notified in advance and may be present when samples are taken. If paint materials have already been delivered to Project site, samples may be taken at Project site. Samples will be identified, sealed, and certified by testing agency.
2. Testing agency will perform tests for compliance with product requirements.
3. Owner may direct Contractor to stop applying coatings if test results show materials being used do not comply with product requirements. Contractor shall remove noncomplying paint materials from Project site, pay for testing, and repaint surfaces painted with rejected materials. Contractor will be required to remove rejected materials from previously painted surfaces if, on repainting with complying materials, the two paints are incompatible.

PART 3 - EXECUTION

3.1 EXAMINATION

A. Examine substrates and conditions, with Applicator present, for compliance with requirements for maximum moisture content and other conditions affecting performance of the Work.

B. Maximum Moisture Content of Substrates: When measured with an electronic moisture meter as follows:

1. Masonry (CMU): 12 percent.
2. Gypsum Board: 12 percent.

C. Gypsum Board Substrates: Verify that finishing compound is sanded smooth.

D. Verify suitability of substrates, including surface conditions and compatibility with existing finishes and primers.

E. Proceed with coating application only after unsatisfactory conditions have been corrected.

1. Application of coating indicates acceptance of surfaces and conditions.

3.2 PREPARATION

A. Comply with manufacturer's written instructions and recommendations in "MPI Manual" applicable to substrates indicated.

B. Remove hardware, covers, plates, and similar items already in place that are removable and are not to be painted. If removal is impractical or impossible because of size or weight of item, provide surface-applied protection before surface preparation and painting.

1. After completing painting operations, use workers skilled in the trades involved to reinstall items that were removed. Remove surface-applied protection if any.

C. Clean substrates of substances that could impair bond of paints, including dust, dirt, oil, grease, and incompatible paints and encapsulants.

1. Remove incompatible primers and re-prime substrate with compatible primers or apply tie coat as required to produce paint systems indicated.

D. Masonry Substrates: Remove efflorescence and chalk. Do not paint surfaces if moisture content or alkalinity of surfaces or mortar joints exceed that permitted in manufacturer's written instructions.

E. Steel Substrates: Remove rust, loose mill scale, and shop primer, if any. Clean using methods recommended in writing by paint manufacturer but not less than the following:

1. SSPC-SP 2, "Hand Tool Cleaning."
2. SSPC-SP 3, "Power Tool Cleaning."
3. SSPC-SP 11, "Power Tool Cleaning to Bare Metal."

F. Shop-Primed Steel Substrates: Clean field welds, bolted connections, and abraded areas of shop paint, and paint exposed areas with the same material as used for shop priming to comply with SSPC-PA 1 for touching up shop-primed surfaces.

G. Galvanized-Metal Substrates: Remove grease and oil residue from galvanized sheet metal fabricated from coil stock by mechanical methods to produce clean, lightly etched surfaces that promote adhesion of subsequently applied paints.

H. Aluminum Substrates: Remove loose surface oxidation.

3.3 APPLICATION

A. Apply paints according to manufacturer's written instructions and to recommendations in "MPI Manual."

1. Use applicators and techniques suited for paint and substrate indicated.
2. Paint surfaces behind movable equipment and furniture same as similar exposed surfaces. Before final installation, paint surfaces behind permanently fixed equipment or furniture with prime coat only.
3. Paint front and backsides of access panels, removable or hinged covers, and similar hinged items to match exposed surfaces.
4. Do not paint over labels of independent testing agencies or equipment name, identification, performance rating, or nomenclature plates.
5. Primers specified in painting schedules may be omitted on items that are factory primed or factory finished if acceptable to topcoat manufacturers.

B. Tint each undercoat a lighter shade to facilitate identification of each coat if multiple coats of same material are to be applied. Tint undercoats to match color of topcoat, but provide sufficient difference in shade of undercoats to distinguish each separate coat.

C. If undercoats or other conditions show through topcoat, apply additional coats until cured film has a uniform paint finish, color, and appearance.

D. Apply paints to produce surface films without cloudiness, spotting, holidays, laps, brush marks, roller tracking, runs, sags, ropiness, or other surface imperfections. Cut in sharp lines and color breaks.

E. Painting Fire Suppression, Plumbing, HVAC, Electrical, Communication, and Electronic Safety and Security Work:

1. Paint the following work where exposed in occupied spaces:

a. Equipment, including panelboards.
b. Uninsulated metal piping.
c. Pipe hangers and supports.
d. Metal conduit.
e. Duct, equipment, and pipe insulation having cotton or canvas insulation covering or other paintable jacket material.
f. Other items as directed by Architect.

2. Paint portions of internal surfaces of metal ducts, without liner, behind air inlets and outlets that are visible from occupied spaces.

F. Special Marking and Identification: Effectively and permanently identify fire walls and smoke partitions with signs or stenciling.

1. Paint walls above the ceiling where fire walls and/or smoke partitions are indicated on the Drawings.
2. Locate signs or stenciling within 15-feet of the end of each wall and at intervals not exceeding 30-feet measured horizontally along the wall or partition.
3. Provide lettering not less than 3-inches in height with a minimum 3/8-inch stroke in a contrasting color incorporating the following wording: FIRE AND/OR SMOKE BARRIER – PROTECT ALL OPENINGS.

3.4 FIELD QUALITY CONTROL

A. Dry Film Thickness Testing: Owner may engage the services of a qualified testing and inspecting agency to inspect and test paint for dry film thickness.

1. Contractor shall touch up and restore painted surfaces damaged by testing.
2. If test results show that dry film thickness of applied paint does not comply with paint manufacturer's written recommendations, Contractor shall pay for testing and apply additional coats as needed to provide dry film thickness that complies with paint manufacturer's written recommendations.

3.5 CLEANING AND PROTECTION

A. At end of each workday, remove rubbish, empty cans, rags, and other discarded materials from Project site.

B. After completing paint application, clean spattered surfaces. Remove spattered paints by washing, scraping, or other methods. Do not scratch or damage adjacent finished surfaces.

C. Protect work of other trades against damage from paint application. Correct damage to work of other trades by cleaning, repairing, replacing, and refinishing, as approved by Architect, and leave in an undamaged condition.

D. At completion of construction activities of other trades, touch up and restore damaged or defaced painted surfaces.

3.6 INTERIOR PAINTING SCHEDULE

A. CMU Substrates:

1. Latex System:

a. Block Filler: Block filler, latex, interior/exterior, MPI #4.
b. Intermediate Coat: Latex, interior, matching topcoat.
c. Topcoat: Latex, interior, semi-gloss, (Gloss Level 5), MPI #54.

B. Steel Substrates:

1. Latex System:

a. Prime Coat: Primer, rust inhibitive, water based, MPI #107.
b. Intermediate Coat: Latex, interior, matching topcoat.
c. Topcoat: Latex, interior, semi-gloss, (Gloss Level 5), MPI #153.

C. Galvanized-Metal Substrates: Including visible interior surfaces of ducts at diffusers or air vents:

1. Latex over Waterborne Primer System:

a. Prime Coat: Primer, galvanized, water based, MPI #134.
b. Intermediate Coat: Latex, interior, matching topcoat.
c. Topcoat: Latex, interior, (Gloss Level 4), MPI #43.
d. Topcoat: Latex, interior, semi-gloss, (Gloss Level 5), MPI #54.

D. Aluminum (Not Anodized or Otherwise Coated) Substrates:

1. Latex System:

a. Prime Coat: Primer, quick dry for aluminum, MPI #95.
b. Intermediate Coat: Latex, interior, matching topcoat.
c. Topcoat: Latex, interior, semi-gloss, (Gloss Level 5), MPI #54.

E. Gypsum Board Substrates:

1. Latex System:

a. Prime Coat: Primer sealer, latex, interior, MPI #50.
b. Prime Coat: Latex, interior, matching topcoat.
c. Intermediate Coat: Latex, interior, matching topcoat.
d. Topcoat: Latex, interior, (Gloss Level 4), MPI #43.
e. Topcoat: Latex, interior, semi-gloss, (Gloss Level 5), MPI #54.
f. Topcoat: Latex, interior, gloss (Gloss Level 6, except minimum gloss of 65 units at 60 degrees), MPI #114

F. Gypsum Board Substrates:

1. Epoxy System:

a. Prime Coat: Primer sealer, latex, interior, MPI #50.
b. Intermediate Coat: Latex, interior, matching topcoat.
c. Topcoat: Latex, interior, gloss, (Gloss Level 6), MPI #77.

G. Pipe and Duct coverings.

1. Latex System:

a. Prime Coat: Primer sealer, latex, interior, MPI #50.
b. Intermediate Coat: Latex, interior, matching topcoat.
c. Topcoat: Latex, interior, (Gloss Level 4), MPI #43.

END OF SECTION 099123

SECTION 09 65 13 - RESILIENT BASE AND ACCESSORIES

PART 1 - GENERAL REQUIREMENTS

1.1 SUMMARY

A. Section Includes:

1. Resilient Base.
2. Resilient Molding Accessories. B. Related Sections:

1. Summary of Work: Division 1.
2. Broadloom Carpet and Carpet Accessories: Division 9 and/or;
3. Resilient Flooring: Division 9.

C. Drawings and general provision of the Contract, including General and Supplementary Conditions and other Division 1 Specifications Sections, apply to this Section.

1.2 DESCRIPTION

A. If the project consists of carpet replacement, removal of existing carpet, tire chord entry mats and rubber base, floor surface preparation, and the installation of new carpeting, entry mat carpet tile, resilient base, resilient reducer strips, and other related work will be required for a complete and finished product.

1. As shown in contract documents prepared for or by Washoe County School District, Reno, NV.
2. Facility Location as shown on plans.

B. The work shall include the furnishing of all labor, tools, equipment, material, supervision, coordination, transportation, and the performance of all operations and related items required to provide the above-mentioned work and shall include the cleanup and removal from the site of all debris resulting from the operations performed. It shall also be the Contractor's responsibility to take all necessary safety precautions and to furnish barricades and/or any safety measures as may be required to complete the re-carpeting as shown on the Drawings, and further described in the Specifications and Contract Documents.

1.3 QUALITY CONTROL

A. The Contractor shall use adequate numbers of skilled workmen who are thoroughly trained and experienced in the necessary crafts and who are completely familiar with the specified requirements and the methods needed for proper performance of the work of this specification.

B. If in the opinion of the Owner, insufficient numbers of workmen are being utilized to finish the project within the specified time, the owner may request more workmen.

C. Where a particular manufacturer and its model number or name is mentioned in connection with any item, they are listed to illustrate the only products that are acceptable to the District. No substitutions will be evaluated or accepted.

D. The owner will award the bid with the understanding that the bids received were based upon the specified materials.

E. Installation must be performed by an installer that is approved by the manufacturer to coordinate with warranties offered by the manufacture.

G. Manufacturer is required to notify Owner and Contractor if installation instructions are not completely followed.

1.4 SUBMITTALS

A. Since the Owner has already selected the Resilient Base and Accessories type, and color (see plans), the Contractor does NOT need to submit samples for the Owner's review and selections. The specifications shall include all minimum material specifications as listed in Section 2.1 (B).

B. Contractor shall submit within fifteen (15) calendar days after the receipt of the Owner's Notice to Proceed, but before work begins. Manufacturer's recommended installation procedures which, when approved by the Owner, will become the basis for accepting or rejecting actual installation procedures used on the work.

C. Maintenance Manual: After award of bid, the Contractor shall furnish the Owner at least three (3) printed copies of the manufacturer's recommendation for the care, cleaning and maintenance of the carpet furnished and thoroughly instruct the Owner's maintenance personnel in the care, cleaning, and maintenance of the carpet if requested. This instruction shall happen once.

1.5 TESTING

A. The Owner may decide that testing is required in order to establish conformance with these specifications. The Owner will select a prequalified independent testing laboratory should it be required. All testing will be in accordance with all pertinent codes and regulations and with selected standards of the American Society of Testing and Materials. All testing and retesting costs will be paid for by the Owner, except as otherwise directed in these specifications.

B. It shall be the Contractor's responsibility to, at all times, cooperate with the testing laboratory. Representatives of the testing laboratory shall have access to the work at all times and at all locations where the work is in progress. All specimens and samples for testing shall be taken by the testing personnel or Owner. All deliveries of specimens and samples to the testing laboratory will be performed by the testing laboratory or the Owner. The Contractor shall establish with the testing laboratory a schedule of time to perform tests. If changes occur in this schedule, the Contractor shall coordinate all such changes with the testing laboratory. If the testing laboratory is prevented from taking specimens or testing due to uncoordinated time changes or incompleteness of the work, all extra charges for testing attributable to the delay will be back charged to the Contractor and shall not be borne by the Owner.

1.6 PRODUCT HANDLING

A. Except as otherwise approved by the Owner, determines and comply with manufacturer's recommendations on product handling, storage, and protection. The Contractor shall provide all storage of materials used throughout this section.

B. Deliver products to the job sites in their manufacturer's original container, with labels intact and legible. Maintain packaged materials with seals unbroken and labels intact until time of use.

C. The Owner may reject as noncomplying such material and products that do not bear identification satisfactory to the Owner as to manufacture, grade, quality, and other pertinent information as specified.

D. The Contractor shall promptly remove damaged material and/or unsuitable or rejected items from the job site, and promptly replace with materials meeting the specified requirements, at no additional cost to the Owner.

PART 2 - PRODUCTS

2.1 RESILIENT BASE

A. The specifications for resilient base outlined below are for the purpose of establishing quality standards required under the contract. Only the manufacturers and products listed will be acceptable. There will be no evaluations of other products prior to bid, nor will there be any substitutions reviewed or allowed. Failure to submit a bid utilizing one of the listed products will be cause for rejection of the bid. B. Manufacturers:

1. Burke Mercer Flooring Products; Division of Burke Industries, Inc.
2. Johnsonite
3. Roppe Corporation, USA

C. Material Specifications

1. Resilient Base is manufactured from thermo set rubber base designed specifically to meet the performance and dimensional requirements of ASTM F-1861, Type TP, Group 1, Standard Specification for Resilient Wall Base.
2. Profile – Standard Toe
3. Nominal Height: 4" (101.6mm) – Except if height is specified on Plans.
4. Nominal Thickness: 1/8" (3.175 mm)
5. Corners – Factory-made corners are available for this profile. Outside corners, wrapped may be formed by installer on site provided that the distance to the nearest cut end is not less than 8" and that appropriate mastic is used to prevent "release" of wrapped corners from wall materials. Inside corners may be miter-cut provided that the joint installation is tight to the inside corner.
6. Color – **Black** unless otherwise identified on Plans

3. INSTALLATION

A. The installation of Resilient Rubber Wall Base should not begin until the work of all other trades has been completed, especially overhead trades. Areas to receive wall base shall be clean, fully enclosed, weather-tight, and maintained at a uniform temperature of at least 65^0 F for 24 hours before, during, and after the installation is completed. The wall base and adhesives shall be conditioned in the same manner. The wall surface shall be clean, dry, free of dust, all paints, wallpaper, and all other foreign material, which may affect proper adhesive bonding. Wall Base may be installed on interior plaster, gypsum wallboard, concrete, masonry, mineral-reinforced cement board or similar porous surfaces. Wall Base shall not be installed on surfaces that will be exposed to drastic temperature changes or moisture. Cut the wall base to finished length or miter cut the ends for inside and outside corners utilizing a standard compound or sliding miter saw, table saw or radial arm saw equipped with a tungsten carbide or diamond-tipped saw blade with 60 teeth or greater. Mitered inside and outside corners can be glued together prior to installation to provide a tighter fit at the corner using contact bond adhesive.

4. WARRANTY

A. Limited 2 year warranty. For complete details, contact manufacturer or an authorized manufacturer's distributor.

5. MAINTENANCE
   A. Refer to manufacturer's Resilient Wall Base Installation instructions for complete maintenance details.

6. REFERENCED DOCUMENTS
   A. ASTM International:
      1. F 1861 Standard Specification for Resilient Wall base
      2. E 84 Standard Test Method for Surface Burning Characteristics of Building Materials
      3. F 386 Standard Test Method for Thickness of Resilient Flooring Materials Having Flat Surfaces
      4. E 648 Standard Test Method for Critical Radiant Flux of Flooring systems using a Radiant Energy Source.
      5. E 662 Test Method for Specific Density of Smoke Generated by Solid Materials.
      6. F 925 Standard Test Method for Resistance to Chemicals of Resilient Flooring.
      7. F 137 Standard Test Method for Flexibility of Resilient Flooring Materials with Cylindrical Mandrel Apparatus
      8. F 1515 Standard Test Method for Measuring Light Stability of Resilient Vinyl Flooring by Color Change
   B. Other Referenced Documents
      1. National Fire Protection Association (NFPA): NFPA 255, Test Method for Critical Radiant Flux of Floor Covering Systems Using a Radiant Energy Source
      2. National Fire Protection Association (NFPA) 258 Test Method for Specific Density of Smoke Generated by Solid Materials.
      3. California Safe Drinking Water and Toxic Enforcement Act of 1986 (Proposition 65).
      4. The Collaborative for High Performance Schools (CHPS)

END OF SECTION – 09 65 13

Paint and Coatings Guide

Clear Concrete Sealer for Washoe County School District

Presented By:
Steven Eliot
Sales Representative

(775) 322-4089
steven.o.eliot@sherwin.com

SHERWIN-WILLIAMS
1375 AIRMOTIVE WAY
RENO, NV 89502 3218
(775) 322-4089

May 18, 2021

Paint and Coatings Guide

Project: Clear Concrete Sealer for Washoe County School District

Customer: [redacted]

[redacted]

Thank you for considering Sherwin-Williams products for your upcoming project for Washoe County School District. Included in this package is product information on our H & C Hydro-Defend Water-Based clear Concrete Waterproofer.

Should you require assistance or have any questions or concerns, please contact me at (775) 219-4086 or e-mail me at steven.o.eliot@sherwin.com.

Steven Eliot
Sales Representative

(775) 322-4089
steven.o.eliot@sherwin.com

SHERWIN-WILLIAMS
1375 AIRMOTIVE WAY, RENO, NV 89502 3218

Concrete Slab

Concrete, Existing - Clear Masonry Water Repellent / Sealer

Sealer: 50.154154 - H & C Hydro-Defend Water-Based Clear Concrete Waterproofer



SHERWIN-WILLIAMS®

Reference Pages

Data Pages



H&C® HYDRO-DEFEND® WATER-BASED CLEAR CONCRETE WATERPROOFER

PRODUCT DESCRIPTION

H&C® Hydro-Defend® Water-Based Clear Concrete Waterproofer is a siloxane-based water repellent that penetrates the surface to provide a breathable barrier. It will not alter the color or texture of concrete.

FEATURES & BENEFITS

- Non-film forming
- Protects against freeze/thaw cycles
- Will not alter color or texture of surface
- Resists damage from water, salt, dirt and other contaminants

RECOMMENDED USES

For use over bare concrete and masonry surfaces only.

Commonly used on:
- Driveways
- Patios & walkways
- Pool decks
- Brick & block
- Tilt-up concrete
- Stadium supports

COVERAGE RATES

Substrate	**sq ft/gal**
Concrete floors	150-200
Porous concrete	100-150
Split-Faced block	50-75
Fluted block	75-100
Brick (clay)	100-150
Precast Concrete	125-175

JOBSITE TEST SECTION

Due to the wide variety of substrates, preparation methods, application methods and environments, it is important to create a test sample.

LIMITATIONS

Won't keep water out of cracks, defects or open joints.
Not recommended for below-grade application.
Not suitable for application to gypsum or other non-masonry surfaces. Not for use on cinder block due to porosity issues.

SURFACE PREPARATION

For use over bare concrete and masonry surfaces only. Newly poured concrete must be cured at least 7 days at 75°F. Newly installed pavers should weather a minimum of 60 days; excess joint sand should be swept off the surface prior to application. All concrete must be clean, dry and free of grease, oil, paint, sealers, etc. A high-pressure water wash is recommended. To spot clean, use *H&C® ConcreteReady® Cleaner Degreaser*, following label instructions. If mold, mildew or fungus are present, kill and remove with a solution of one cup household bleach to one gallon of water. Wear protective eyewear, waterproof gloves and protective clothing. Quickly wash off any of the mixture that comes into contact with your skin. Do not add detergents or ammonia to the bleach/water solution. Surface should have the feel of 120-*grit* sandpaper at minimum and readily absorb water. To test absorption, spray various sections of the surface to be sealed with water. If the water does not absorb rapidly, concrete must be etched with *H&C® ConcreteReady® Etching Solution*, following label directions. If the surface does not feel like 120-grit sandpaper following the first application, a second etching is required. (NOTE: Porous vertical surfaces such as standard CMU, split-faced block and exposed aggregate, generally do not require etching.) Prepared concrete must have a pH level between 6 and 10. Allow 24 hours to dry before waterproofing.

*__WARNING:__ Removal of old paint by sanding, scraping or other means may generate dust or fumes that contain lead. To avoid exposure to lead dust, wear proper protective equipment, such as a properly fitted respirator (NIOSH approved) and follow proper containment and cleanup procedures. For more information, call the National Lead Information Center at 1-800-424-LEAD (in U.S.) or contact your local health authority.

Repair: Use *H&C® ConcreteReady® Quick Patch and Repair*, following label directions, to fill low spots and spalled concrete. Note: Patching compounds will generally be visible through clear coatings.

TOOLS REQUIRED

- Nylon / polyester brush
- High-density roller cover (3/8- to ½-inch nap)
- Pump up sprayer (pressure 5 to 15 psi; tip Cone)
- Eye Protection
- Respiratory Protection
- Gloves

APPLICATION INSTRUCTIONS

For best results, surface and air temperature should be above 50°F and below 90°F. Temperature should not fall below 40°F for 24 hours following application. Do not apply if rain is expected within 12 hours of application. Stir thoroughly before and during application. DO NOT THIN.

Apply liberally and evenly; surface should remain wet for 2-3 minutes. A pump up sprayer is the recommended method of application. Use a cone type spray nozzle for greatest efficiency. Avoid atomization of material. Remove excess material by back-rolling. DO NOT OVERAPPLY. For rough, porous surfaces, allow material to penetrate 5-10 minutes, then recoat. Dense surfaces will only require a single application. If coating vertical surfaces, apply in the same manner, working from the bottom to the top.

CLEANUP

Clean tools and any spills or spatters immediately using soap and warm water.

MAINTENANCE

Clean light to moderately soiled surfaces with a 50/50 solution of *H&C® ConcreteReady® Cleaner Degreaser* and water. Use the cleaner full strength for heavy soiling, such as oil and grease stains.

CAUTION

CAUTIONS Use only with adequate ventilation. To avoid overexposure, open windows and doors or use other means to ensure fresh air entry during application and drying. If you experience eye watering, headaches, or dizziness, increase fresh air, or wear respiratory protection (**NIOSH** approved) or leave the area. Avoid contact with eyes and skin. Wash hands after using. Keep container closed when not in use. Do not transfer contents to other containers for storage. **FIRST AID:** In case of eye contact, flush thoroughly with large amounts of water. Get medical attention if irritation persists. If swallowed, call Poison Control Center, hospital emergency room, or physician immediately. **WARNING:** This product contains a chemical known to the State of California to cause birth defects or other reproductive harm. **DO NOT TAKE INTERNALLY. KEEP OUT OF THE REACH OF CHILDREN.**

PHYSICAL PROPERTIES

Physical Properties and Characteristics		
Property	**Test Method**	**Value**
Dry Time (@ 77°F, 50% RH)	Dry-to-touch	1 hour
	Recoat	5-10 minutes
	Foot traffic	2 hours
	Heavy traffic	72 hours
VOC	EPA Method 24	< 100g/l
Finish	ASTM D523	Matte
Volume Solids/ Weight Solids	ASTM D 5095 **Standard test method used to determine nonvolatile content in reactive masonry water repellants - this test adds a catalyst to the water repellant to measure total solid.* After testing, total solids for this product is approximately 4%.	Active Content: 7% *NOTE: Active content is a calculated value based on weight percent of siloxane in the total formulation. Some active content will be consumed upon reaction with the substrate.
Water penetration and leakage through masonry	ASTM E154	Reduction in leakage rate 60% (AVG)

ORDERING INFORMATION

Clear	**Part Number/SMIS**
1 gallon	50.154154-16 / 6507-12359
5 gallons	50.154155-20 / 6507-12367

TECHNICAL SERVICES

The information and recommendations set forth in this product data sheet are based on tests conducted by or on behalf of H&C Products Group and The Sherwin-Williams® Company. Such information and recommendations set forth herein are subject to change and pertain to the product offered at the time of publication.

For technical assistance, call 1-800-867-8246 or visit www.hcconcrete.com.

LIMITED WARRANTY

Seller's and manufacturers only obligations shall be to replace such quantity of product proved to be defective. Neither seller nor manufacturer shall be liable for any injury, loss or damage, direct or consequential; arising from the applicator's inability to use the product for his/ her intended use. The user assumes all risk and liability.

Safety Data Sheets

SAFETY DATA SHEET

50.15415-

Section 1. Identification

Product name : H&C® HYDRO-DEFEND™ Water-Based Concrete & Driveway Protector

Product code : 50.15415-

Other means of identification : Not available.

Product type : Liquid.

Relevant identified uses of the substance or mixture and uses advised against

Paint or paint related material.

Manufacturer : H&C Products Group
101 W. Prospect Avenue
Cleveland, OH 44115

Emergency telephone number of the company : US/Canada: (800) 424-9300
Mexico: CHEMTREC Mexico 800-681-9531. Available 24 hours and 365 days per year

Product Information Telephone Number : US/Canada: (800) 867-8246
Mexico: 800-717-3123 / 55-5333-1501

Regulatory Information Telephone Number : US/Canada: (216) 566-2902
Mexico: 800-717-3123 / 55-5333-1501

Transportation Emergency Telephone Number : US/Canada: (800) 424-9300
Mexico: SETIQ 800-00-214-00 / 55-5559-1588 Available 24 hours and 365 days a year

Section 2. Hazards identification

OSHA/HCS status : While this material is not considered hazardous by the OSHA Hazard Communication Standard (29 CFR 1910.1200), this SDS contains valuable information critical to the safe handling and proper use of the product. This SDS should be retained and available for employees and other users of this product.

Classification of the substance or mixture : Not classified.

GHS label elements

Signal word : No signal word.

Hazard statements : No known significant effects or critical hazards.

Precautionary statements

General : Read label before use. Keep out of reach of children. If medical advice is needed, have product container or label at hand.

Prevention : Not applicable.

Response : Not applicable.

Storage : Not applicable.

Disposal : Not applicable.

Supplemental label elements : WARNING: This product contains chemicals known to the State of California to cause cancer and birth defects or other reproductive harm.

Please refer to the SDS for additional information. Keep out of reach of children. Do not transfer contents to other containers for storage.

Hazards not otherwise classified : None known.

Section 3. Composition/information on ingredients

Substance/mixture : Mixture

Other means of identification : Not available.

CAS number/other identifiers

Ingredient name	% by weight	CAS number
triethoxy(2,4,4-trimethylpentyl)silane	≤10	35435-21-3

Any concentration shown as a range is to protect confidentiality or is due to batch variation.

There are no additional ingredients present which, within the current knowledge of the supplier and in the concentrations applicable, are classified as hazardous to health and hence require reporting in this section.

Occupational exposure limits, if available, are listed in Section 8.

Section 4. First aid measures

Description of necessary first aid measures

Eye contact : Immediately flush eyes with plenty of water, occasionally lifting the upper and lower eyelids. Check for and remove any contact lenses. Get medical attention if irritation occurs.

Inhalation : Remove victim to fresh air and keep at rest in a position comfortable for breathing. Get medical attention if symptoms occur.

Skin contact : Flush contaminated skin with plenty of water. Remove contaminated clothing and shoes. Get medical attention if symptoms occur.

Ingestion : Wash out mouth with water. Remove victim to fresh air and keep at rest in a position comfortable for breathing. If material has been swallowed and the exposed person is conscious, give small quantities of water to drink. Do not induce vomiting unless directed to do so by medical personnel. Get medical attention if symptoms occur.

Most important symptoms/effects, acute and delayed

Potential acute health effects

Eye contact : No known significant effects or critical hazards.

Inhalation : No known significant effects or critical hazards.

Skin contact : No known significant effects or critical hazards.

Ingestion : No known significant effects or critical hazards.

Over-exposure signs/symptoms

Eye contact : No specific data.

Inhalation : No specific data.

Skin contact : No specific data.

Ingestion : No specific data.

Indication of immediate medical attention and special treatment needed, if necessary

Notes to physician : Treat symptomatically. Contact poison treatment specialist immediately if large quantities have been ingested or inhaled.

Specific treatments : No specific treatment.

Protection of first-aiders : No action shall be taken involving any personal risk or without suitable training.

See toxicological information (Section 11)

Section 5. Fire-fighting measures

Extinguishing media

Suitable extinguishing media : Use an extinguishing agent suitable for the surrounding fire.

Unsuitable extinguishing media : None known.

Specific hazards arising from the chemical : In a fire or if heated, a pressure increase will occur and the container may burst.

Hazardous thermal decomposition products : Decomposition products may include the following materials:
carbon dioxide
carbon monoxide
metal oxide/oxides

Special protective actions for fire-fighters : Promptly isolate the scene by removing all persons from the vicinity of the incident if there is a fire. No action shall be taken involving any personal risk or without suitable training.

Special protective equipment for fire-fighters : Fire-fighters should wear appropriate protective equipment and self-contained breathing apparatus (SCBA) with a full face-piece operated in positive pressure mode.

Section 6. Accidental release measures

Personal precautions, protective equipment and emergency procedures

For non-emergency personnel : No action shall be taken involving any personal risk or without suitable training. Evacuate surrounding areas. Keep unnecessary and unprotected personnel from entering. Do not touch or walk through spilled material. Put on appropriate personal protective equipment.

For emergency responders : If specialized clothing is required to deal with the spillage, take note of any information in Section 8 on suitable and unsuitable materials. See also the information in "For non-emergency personnel".

Environmental precautions : Avoid dispersal of spilled material and runoff and contact with soil, waterways, drains and sewers. Inform the relevant authorities if the product has caused environmental pollution (sewers, waterways, soil or air).

Methods and materials for containment and cleaning up

Small spill : Stop leak if without risk. Move containers from spill area. Dilute with water and mop up if water-soluble. Alternatively, or if water-insoluble, absorb with an inert dry material and place in an appropriate waste disposal container. Dispose of via a licensed waste disposal contractor.

Large spill : Stop leak if without risk. Move containers from spill area. Prevent entry into sewers, water courses, basements or confined areas. Wash spillages into an effluent treatment plant or proceed as follows. Contain and collect spillage with non-combustible, absorbent material e.g. sand, earth, vermiculite or diatomaceous earth and place in container for disposal according to local regulations (see Section 13). Dispose of via a licensed waste disposal contractor. Note: see Section 1 for emergency contact information and Section 13 for waste disposal.

Section 7. Handling and storage

Precautions for safe handling

Protective measures : Put on appropriate personal protective equipment (see Section 8).

Advice on general occupational hygiene : Eating, drinking and smoking should be prohibited in areas where this material is handled, stored and processed. Workers should wash hands and face before eating, drinking and smoking. Remove contaminated clothing and protective equipment before entering eating areas. See also Section 8 for additional information on hygiene measures.

Conditions for safe storage, including any incompatibilities : Store in accordance with local regulations. Store in original container protected from direct sunlight in a dry, cool and well-ventilated area, away from incompatible materials (see Section 10) and food and drink. Keep container tightly closed and sealed until ready for use. Containers that have been opened must be carefully resealed and kept upright to prevent leakage. Do not store in unlabeled containers. Use appropriate containment to avoid environmental contamination. See Section 10 for incompatible materials before handling or use.

Section 8. Exposure controls/personal protection

Control parameters

Occupational exposure limits (OSHA United States)

Ingredient name	CAS #	Exposure limits
triethoxy(2,4,4-trimethylpentyl)silane	35435-21-3	None.

Occupational exposure limits (Canada)

Ingredient name	CAS #	Exposure limits
None.		

Occupational exposure limits (Mexico)

	CAS #	Exposure limits
None.		

Appropriate engineering controls : Good general ventilation should be sufficient to control worker exposure to airborne contaminants.

Environmental exposure controls : Emissions from ventilation or work process equipment should be checked to ensure they comply with the requirements of environmental protection legislation. In some cases, fume scrubbers, filters or engineering modifications to the process equipment will be necessary to reduce emissions to acceptable levels.

Individual protection measures

Hygiene measures : Wash hands, forearms and face thoroughly after handling chemical products, before eating, smoking and using the lavatory and at the end of the working period. Appropriate techniques should be used to remove potentially contaminated clothing. Wash contaminated clothing before reusing. Ensure that eyewash stations and safety showers are close to the workstation location.

Eye/face protection : Safety eyewear complying with an approved standard should be used when a risk assessment indicates this is necessary to avoid exposure to liquid splashes, mists, gases or dusts. If contact is possible, the following protection should be worn, unless the assessment indicates a higher degree of protection: safety glasses with side-shields.

Skin protection

Hand protection : Chemical-resistant, impervious gloves complying with an approved standard should be worn at all times when handling chemical products if a risk assessment indicates this is necessary.

Section 8. Exposure controls/personal protection

Body protection : Personal protective equipment for the body should be selected based on the task being performed and the risks involved and should be approved by a specialist before handling this product.

Other skin protection : Appropriate footwear and any additional skin protection measures should be selected based on the task being performed and the risks involved and should be approved by a specialist before handling this product.

Respiratory protection : Based on the hazard and potential for exposure, select a respirator that meets the appropriate standard or certification. Respirators must be used according to a respiratory protection program to ensure proper fitting, training, and other important aspects of use.

Section 9. Physical and chemical properties

Appearance

Physical state : Liquid.

Color : Not available.

Odor : Not available.

Odor threshold : Not available.

pH : 7.5

Melting point/freezing point : Not available.

Boiling point/boiling range : 100°C (212°F)

Flash point : Closed cup: Not applicable.

Evaporation rate : 0.09 (butyl acetate = 1)

Flammability (solid, gas) : Not available.

Lower and upper explosive (flammable) limits : Not available.

Vapor pressure : 2.3 kPa (17.5 mm Hg) [at 20°C]

Vapor density : 1 [Air = 1]

Relative density : 0.99

Solubility : Not available.

Partition coefficient: n-octanol/water : Not available.

Auto-ignition temperature : Not available.

Decomposition temperature : Not available.

Viscosity : Kinematic (40°C (104°F)): >0.205 cm^2/s (>20.5 cSt)

Molecular weight : Not applicable.

Aerosol product

Heat of combustion : 3.327 kJ/g

Section 10. Stability and reactivity

Reactivity : No specific test data related to reactivity available for this product or its ingredients.

Chemical stability : The product is stable.

Possibility of hazardous reactions : Under normal conditions of storage and use, hazardous reactions will not occur.

Conditions to avoid : No specific data.

Section 10. Stability and reactivity

Incompatible materials : No specific data.

Hazardous decomposition products : Under normal conditions of storage and use, hazardous decomposition products should not be produced.

Section 11. Toxicological information

Information on toxicological effects

Acute toxicity

Not available.

Irritation/Corrosion

Not available.

Sensitization

Not available.

Mutagenicity

Not available.

Carcinogenicity

Not available.

Reproductive toxicity

Not available.

Teratogenicity

Not available.

Specific target organ toxicity (single exposure)

Not available.

Specific target organ toxicity (repeated exposure)

Not available.

Aspiration hazard

Not available.

Information on the likely routes of exposure : Not available.

Potential acute health effects

Eye contact : No known significant effects or critical hazards.

Inhalation : No known significant effects or critical hazards.

Skin contact : No known significant effects or critical hazards.

Ingestion : No known significant effects or critical hazards.

Symptoms related to the physical, chemical and toxicological characteristics

Eye contact : No specific data.

Inhalation : No specific data.

Skin contact : No specific data.

Ingestion : No specific data.

Delayed and immediate effects and also chronic effects from short and long term exposure

Section 11. Toxicological information

Short term exposure

Potential immediate effects : Not available.

Potential delayed effects : Not available.

Long term exposure

Potential immediate effects : Not available.

Potential delayed effects : Not available.

Potential chronic health effects

Not available.

General : No known significant effects or critical hazards.

Carcinogenicity : No known significant effects or critical hazards.

Mutagenicity : No known significant effects or critical hazards.

Teratogenicity : No known significant effects or critical hazards.

Developmental effects : No known significant effects or critical hazards.

Fertility effects : No known significant effects or critical hazards.

Numerical measures of toxicity

Acute toxicity estimates

Not available.

Section 12. Ecological information

Toxicity

Not available.

Persistence and degradability

Not available.

Bioaccumulative potential

Not available.

Mobility in soil

Soil/water partition coefficient (K_{OC}) : Not available.

Other adverse effects : No known significant effects or critical hazards.

Section 13. Disposal considerations

Disposal methods : The generation of waste should be avoided or minimized wherever possible. Disposal of this product, solutions and any by-products should at all times comply with the requirements of environmental protection and waste disposal legislation and any regional local authority requirements. Dispose of surplus and non-recyclable products via a licensed waste disposal contractor. Waste should not be disposed of untreated to the sewer unless fully compliant with the requirements of all authorities with jurisdiction. Waste packaging should be recycled. Incineration or landfill should only be considered when recycling is not feasible. This material and its container must be disposed of in a safe way. Empty containers or liners may retain some product residues. Avoid dispersal of spilled material and runoff and contact with soil, waterways, drains and sewers.

Section 14. Transport information

	DOT Classification	TDG Classification	Mexico Classification	IATA	IMDG
UN number	Not regulated.	Not regulated.	Not regulated.	Not regulated.	Not regulated.
UN proper shipping name	-	-	-	-	-
Transport hazard class(es)	-	-	-	-	-
Packing group	-	-	-	-	-
Environmental hazards	No.	No.	No.	No.	No.
Additional information	-	-	-	-	-

Special precautions for user : Multi-modal shipping descriptions are provided for informational purposes and do not consider container sizes. The presence of a shipping description for a particular mode of transport (sea, air, etc.), does not indicate that the product is packaged suitably for that mode of transport. All packaging must be reviewed for suitability prior to shipment, and compliance with the applicable regulations is the sole responsibility of the person offering the product for transport. People loading and unloading dangerous goods must be trained on all of the risks deriving from the substances and on all actions in case of emergency situations.

Transport in bulk according to IMO instruments : Not available.

Proper shipping name : Not available.

Section 15. Regulatory information

SARA 313

SARA 313 (40 CFR 372.45) supplier notification can be found on the Environmental Data Sheet.

California Prop. 65

WARNING: This product contains chemicals known to the State of California to cause cancer and birth defects or other reproductive harm.

International regulations

International lists : **Australia inventory (AIIC)**: Not determined.
China inventory (IECSC): Not determined.
Japan inventory (CSCL): Not determined.
Japan inventory (ISHL): Not determined.
Korea inventory (KECI): Not determined.
New Zealand Inventory of Chemicals (NZIoC): Not determined.
Philippines inventory (PICCS): Not determined.
Taiwan Chemical Substances Inventory (TCSI): Not determined.
Thailand inventory: Not determined.
Turkey inventory: Not determined.
Vietnam inventory: Not determined.

Section 16. Other information

Hazardous Material Information System (U.S.A.)

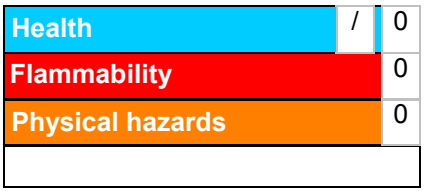

The customer is responsible for determining the PPE code for this material. For more information on HMIS® Personal Protective Equipment (PPE) codes, consult the HMIS® Implementation Manual.

Caution: HMIS® ratings are based on a 0-4 rating scale, with 0 representing minimal hazards or risks, and 4 representing significant hazards or risks. Although HMIS® ratings and the associated label are not required on SDSs or products leaving a facility under 29 CFR 1910.1200, the preparer may choose to provide them. HMIS® ratings are to be used with a fully implemented HMIS® program. HMIS® is a registered trademark and service mark of the American Coatings Association, Inc.

Procedure used to derive the classification

Classification	Justification
Not classified.	

History

Date of printing : 5/14/2021

Date of issue/Date of revision : 5/14/2021

Date of previous issue : 4/17/2021

Version : 3.01

Key to abbreviations : ATE = Acute Toxicity Estimate
BCF = Bioconcentration Factor
GHS = Globally Harmonized System of Classification and Labelling of Chemicals
IATA = International Air Transport Association
IBC = Intermediate Bulk Container
IMDG = International Maritime Dangerous Goods
LogPow = logarithm of the octanol/water partition coefficient
MARPOL = International Convention for the Prevention of Pollution From Ships, 1973 as modified by the Protocol of 1978. ("Marpol" = marine pollution)

Section 16. Other information

N/A = Not available
SGG = Segregation Group
UN = United Nations

Indicates information that has changed from previously issued version.

Notice to reader

It is recommended that each customer or recipient of this Safety Data Sheet (SDS) study it carefully and consult resources, as necessary or appropriate, to become aware of and understand the data contained in this SDS and any hazards associated with the product. This information is provided in good faith and believed to be accurate as of the effective date herein. However, no warranty, express or implied, is given. The information presented here applies only to the product as shipped. The addition of any material can change the composition, hazards and risks of the product. Products shall not be repackaged, modified, or tinted except as specifically instructed by the manufacturer, including but not limited to the incorporation of products not specified by the manufacturer, or the use or addition of products in proportions not specified by the manufacturer. Regulatory requirements are subject to change and may differ between various locations and jurisdictions. The customer/buyer/user is responsible to ensure that his activities comply with all country, federal, state, provincial or local laws. The conditions for use of the product are not under the control of the manufacturer; the customer/buyer/user is responsible to determine the conditions necessary for the safe use of this product. The customer/buyer/user should not use the product for any purpose other than the purpose shown in the applicable section of this SDS without first referring to the supplier and obtaining written handling instructions. Due to the proliferation of sources for information such as manufacturer-specific SDS, the manufacturer cannot be responsible for SDSs obtained from any other source.

Wheeled Traffic Transitions

FloorScore® certified and meets CA 01350*

A part of **ReStart®** program

TVOC ≤ 100 µg/m3

Phthalate free, except for recycled materials

Recycled Content
Pre-consumer 14%

WHEELED TRAFFIC TRANSITIONS

CTA-XX-H
1/4" to 1/8" material.

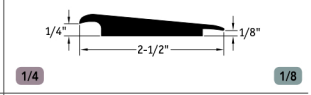

CTA-XX-HL
1/4" to 1/8" material.

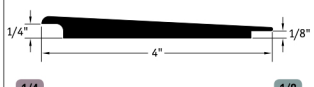

CTA-XX-HT
1/4" to .080" or 2 mm material.

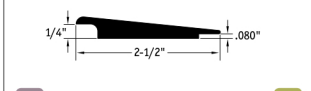

CTA-XX-J
1/4" material to subfloor.

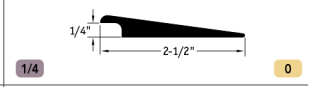

CTA-XX-JL
1/4" material to subfloor.

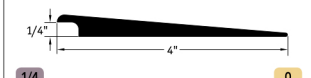

CTA-XX-K
3/8" to 1/8" material.

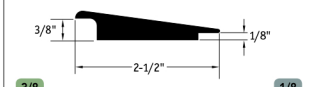

CTA-XX-L
3/8" to 1/4" material.

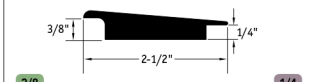

CTA-XX-M
1/4" to 1/4" material.

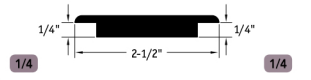

CTA-XX-N
1/8" to 1/8" material.

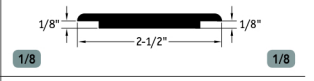

CTA-XX-P
3/8" material to subfloor.

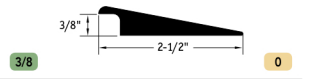

CTA-XX-PL
3/8" material to subfloor.



CTA-XX-Q
1/2" material to subfloor.

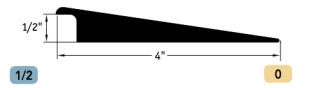

CTA-XX-X
1/8" to .080" material.

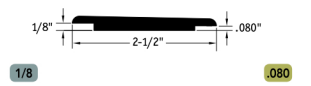

CTA-XX-Y
.080" to .080" material.

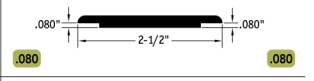

CTA-XX-Z
3/8" to .080" material.

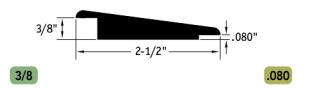

†Non ADA Compliant



Tarkett

Wheeled Traffic Transitions

FloorScore® certified and meets CA 01350*

A part of **ReStart®** program

TVOC ≤ 100 µg/m3

Phthalate free, except for recycled materials

Recycled Content
Pre-consumer 14%



Tarkett

WASHOE COUNTY SCHOOL DISTRICT

MATERIAL, WATER, AND LEAD DISTURBANCE PERMIT

FACILITY AND MATERIAL LOCATION: Marvin Moss Elementary School **MDP #26-166**

DESCRIPTION OF WORK TO BE PERFORMED: Flooring Install

IT IS THE RESPONSIBILITY OF THE CONTRACTOR/WORKER TO IDENTIFY MATERIAL TYPE PRIOR TO DISTURBANCE. ONLY MATERIALS LISTED ON THIS PERMIT MAY BE DISTURBED. ANY NEW MATERIAL DISCOVERED OR ANY MATERIAL WHOSE EXACT NATURE OR CHARACTER IS UNCERTAIN REQUIRES A NEW PERMIT PRIOR TO DISTURBANCE. ANY CITATIONS OR ASBESTOS/LEAD CONTAMINATION RESULTING FROM THE IMPROPER OR UNAUTHORIZED DISTURBANCE OF ASBESTOS OR LEAD MATERIALS IS SOLELY THE RESPONSIBILITY OF THE CONTRACTOR. A COPY OF THIS PERMIT MUST BE SIGNED BY THE CONTRACTOR AND SUBMITTED TO THE DISTRICT PRIOR TO STARTING THE PROJECT.

REFER TO THE MAP ON THE LAST PAGE OF THIS PERMIT FOR ADDITIONAL INFORMATION ON BLDG/ROOF AREA ALPHABETICAL IDENTIFICATION LETTERS BEING REFERRED TO IN THIS PERMIT. DO NOT USE ANY OTHER SOURCE TO DETERMINE WHAT AREAS ARE IDENTIFIED IN THIS PERMIT. THE BUILDING/ROOF IDENTIFICATION LETTERS USED IN THIS PERMIT MAY NOT NECESSARILY MATCH WHAT IS FOUND OR REFERENCED IN THE FIELD OR IN OTHER CONTRACT DOCUMENTS.

ITEM #1	MATERIAL DESCRIPTION: **GYPSUM BOARD BUILDING SYSTEM**
AHERA MATERIAL NUMBER: M-01	CONTAINS ASBESTOS ?: NO
MATERIAL DISTURBANCE INSTRUCTIONS: THE SHEETROCK, VINYL COVERED SHEETROCK, JOINT COMPOUND AND TEXTURE HAS BEEN SAMPLED IN ACCORDANCE WITH AHERA AND ASTM PROTOCOLS AND DOES NOT CONTAIN ASBESTOS. OK TO DISTURB. COMPLETE SURVEY RESULTS AVAILABLE UPON REQUEST.	

ITEM #2	MATERIAL DESCRIPTION: **BLOCK/MORTAR**
AHERA MATERIAL NUMBER: M-02B	CONTAINS ASBESTOS ?: **NO**
MATERIAL DISTURBANCE INSTRUCTIONS: THE BLOCK/MORTAR HAS BEEN SAMPLED IN ACCORDANCE WITH AHERA AND ASTM PROTOCOLS AND DOES NOT CONTAIN ASBESTOS. OK TO DISTURB. COMPLETE SURVEY RESULTS AVAILABLE UPON REQUEST.	

ITEM #3	MATERIAL DESCRIPTION: **CONCRETE**
AHERA MATERIAL NUMBER: M-02C	CONTAINS ASBESTOS ?: **UNKNOWN**
MATERIAL DISTURBANCE INSTRUCTIONS: CONCRETE MAY CONTAIN ASBESTOS. CONTRACTOR MUST TREAT THIS MATERIAL AS ASBESTOS CONTAINING AND IN ACCORDANCE WITH ALL APPLICABLE REGULATIONS AND DISTRICT ASBESTOS MATERIAL DISTURBANCE REQUIREMENTS UNLESS THIS MATERIAL HAS BEEN PROPERLY SAMPLED BY THE DISTRICT TO DETERMINE IT DOES NOT CONTAIN ASBESTOS. IN ADDITION, ALL CONCRETE CONTAINS SILICA SO IF THE CONTRACTOR MUST DRILL, CUT, ABRADE, OR GRIND THIS MATERIAL, THE CONTRACTOR MUST ALSO COMPLY WITH THE FEDERAL SILICA REGULATION AND REQUIREMENTS.	

WASHOE COUNTY SCHOOL DISTRICT
MATERIAL, WATER, AND LEAD DISTURBANCE PERMIT
CONTINUATION PAGE – SCHOOL #153

ITEM #4	MATERIAL DESCRIPTION: **METAL BUILDING MATERIALS**
AHERA MATERIAL NUMBER: M-03	CONTAINS ASBESTOS ?: NO – KNOWN NON-ACBM
MATERIAL DISTURBANCE INSTRUCTIONS: OK TO DISTURB.	

ITEM #5	MATERIAL DESCRIPTION: **WOOD BUILDING PRODUCTS**
AHERA MATERIAL NUMBER: M-06	CONTAINS ASBESTOS ?: NO – KNOWN NON-ACBM
MATERIAL DISTURBANCE INSTRUCTIONS: OK TO DISTURB.	

ITEM #6	MATERIAL DESCRIPTION: **WOOD/METAL DOOR**
AHERA MATERIAL NUMBER: M-08	CONTAINS ASBESTOS ?: UNKNOWN
MATERIAL DISTURBANCE INSTRUCTIONS: DO NOT DISTURB, AHERA ALLOWS NEW SCHOOLS BUILT AFTER 10/12/88 TO GET A LETTER FROM THE ARCHITECT OF RECORD THAT SAYS THAT TO THE BEST OF THEIR KNOWLEDGE, THAT ASBESTOS MATERIALS WERE NOT USED IN THE CONSTRUCTION OF THIS FACILITY. BASED UPON RECEIVING A LETTER AS NOTED ABOVE FOR THIS SCHOOL, THE DISTRICT IS ABLE TO SAY (FROM AN AHERA INSPECTION STANDPOINT) THAT NO KNOWN ASBESTOS MATERIALS ARE PRESENT IN THIS FACILITY. HOWEVER, IF ANY DEMOLITION OR MEASUREABLE DISTURBANCE OF ANY SUSPECT ASBESTOS CONSTRUCTION MATERIALS IN THIS SCHOOL IS REQUIRED, THOSE MATERIALS WILL NEED TO BE SAMPLED AND VERIFIED AS NON-ASBESTOS CONTAINING PER THE NESHAPS REGULATION PRIOR TO ANY DEMOLITION OR MEASUREABLE DISTURBANCE. SUBMIT A SAMPLE REQUEST FOR ANY MATERIAL SLATED FOR ANY DEMOLITION OR MEASUREABLE DISTURBANCE.	

ITEM #7	MATERIAL DESCRIPTION: **CEILING TILE**
AHERA MATERIAL NUMBER: M-10	CONTAINS ASBESTOS ?: NO
MATERIAL DISTURBANCE INSTRUCTIONS: THE CEILING TILE HAS BEEN SAMPLED IN ACCORDANCE WITH AHERA AND ASTM PROTOCOLS AND DOES NOT CONTAIN ASBESTOS. OK TO DISTURB. COMPLETE SURVEY RESULTS AVAILABLE UPON REQUEST.	

WASHOE COUNTY SCHOOL DISTRICT
MATERIAL, WATER, AND LEAD DISTURBANCE PERMIT
CONTINUATION PAGE – SCHOOL #153

ITEM #8	MATERIAL DESCRIPTION: **FLOOR TILE AND MASTIC**
AHERA MATERIAL NUMBER: M-12	CONTAINS ASBESTOS ?: UNKNOWN

MATERIAL DISTURBANCE INSTRUCTIONS: DO NOT DISTURB, AHERA ALLOWS NEW SCHOOLS BUILT AFTER 10/12/88 TO GET A LETTER FROM THE ARCHITECT OF RECORD THAT SAYS THAT TO THE BEST OF THEIR KNOWLEDGE, THAT ASBESTOS MATERIALS WERE NOT USED IN THE CONSTRUCTION OF THIS FACILITY. BASED UPON RECEIVING A LETTER AS NOTED ABOVE FOR THIS SCHOOL, THE DISTRICT IS ABLE TO SAY (FROM AN AHERA INSPECTION STANDPOINT) THAT NO KNOWN ASBESTOS MATERIALS ARE PRESENT IN THIS FACILITY. HOWEVER, IF ANY DEMOLITION OR MEASUREABLE DISTURBANCE OF ANY SUSPECT ASBESTOS CONSTRUCTION MATERIALS IN THIS SCHOOL IS REQUIRED, THOSE MATERIALS WILL NEED TO BE SAMPLED AND VERIFIED AS NON-ASBESTOS CONTAINING PER THE NESHAPS REGULATION PRIOR TO ANY DEMOLITION OR MEASUREABLE DISTURBANCE. SUBMIT A SAMPLE REQUEST FOR ANY MATERIAL SLATED FOR ANY DEMOLITION OR MEASUREABLE DISTURBANCE.

ITEM #9	MATERIAL DESCRIPTION: **BASE COVE AND MASTIC**
AHERA MATERIAL NUMBER: M-13	CONTAINS ASBESTOS ?: UNKNOWN

MATERIAL DISTURBANCE INSTRUCTIONS: DO NOT DISTURB, AHERA ALLOWS NEW SCHOOLS BUILT AFTER 10/12/88 TO GET A LETTER FROM THE ARCHITECT OF RECORD THAT SAYS THAT TO THE BEST OF THEIR KNOWLEDGE, THAT ASBESTOS MATERIALS WERE NOT USED IN THE CONSTRUCTION OF THIS FACILITY. BASED UPON RECEIVING A LETTER AS NOTED ABOVE FOR THIS SCHOOL, THE DISTRICT IS ABLE TO SAY (FROM AN AHERA INSPECTION STANDPOINT) THAT NO KNOWN ASBESTOS MATERIALS ARE PRESENT IN THIS FACILITY. HOWEVER, IF ANY DEMOLITION OR MEASUREABLE DISTURBANCE OF ANY SUSPECT ASBESTOS CONSTRUCTION MATERIALS IN THIS SCHOOL IS REQUIRED, THOSE MATERIALS WILL NEED TO BE SAMPLED AND VERIFIED AS NON-ASBESTOS CONTAINING PER THE NESHAPS REGULATION PRIOR TO ANY DEMOLITION OR MEASUREABLE DISTURBANCE. SUBMIT A SAMPLE REQUEST FOR ANY MATERIAL SLATED FOR ANY DEMOLITION OR MEASUREABLE DISTURBANCE.

ITEM #10	MATERIAL DESCRIPTION: **SHEET VINYL AND MASTIC**
AHERA MATERIAL NUMBER: M-14	CONTAINS ASBESTOS ?: NO

MATERIAL DISTURBANCE INSTRUCTIONS: OK TO DISTURB.

.

WASHOE COUNTY SCHOOL DISTRICT
MATERIAL, WATER, AND LEAD DISTURBANCE PERMIT
CONTINUATION PAGE – SCHOOL #153

ITEM #11	MATERIAL DESCRIPTION: **CARPET AND MASTIC**
AHERA MATERIAL NUMBER: M-15	CONTAINS ASBESTOS ?: UNKNOWN
MATERIAL DISTURBANCE INSTRUCTIONS: DO NOT DISTURB, AHERA ALLOWS NEW SCHOOLS BUILT AFTER 10/12/88 TO GET A LETTER FROM THE ARCHITECT OF RECORD THAT SAYS THAT TO THE BEST OF THEIR KNOWLEDGE, THAT ASBESTOS MATERIALS WERE NOT USED IN THE CONSTRUCTION OF THIS FACILITY. BASED UPON RECEIVING A LETTER AS NOTED ABOVE FOR THIS SCHOOL, THE DISTRICT IS ABLE TO SAY (FROM AN AHERA INSPECTION STANDPOINT) THAT NO KNOWN ASBESTOS MATERIALS ARE PRESENT IN THIS FACILITY. HOWEVER, IF ANY DEMOLITION OR MEASUREABLE DISTURBANCE OF ANY SUSPECT ASBESTOS CONSTRUCTION MATERIALS IN THIS SCHOOL IS REQUIRED, THOSE MATERIALS WILL NEED TO BE SAMPLED AND VERIFIED AS NON-ASBESTOS CONTAINING PER THE NESHAPS REGULATION PRIOR TO ANY DEMOLITION OR MEASUREABLE DISTURBANCE. SUBMIT A SAMPLE REQUEST FOR ANY MATERIAL SLATED FOR ANY DEMOLITION OR MEASUREABLE DISTURBANCE.	

ITEM #12	MATERIAL DESCRIPTION: **CERAMIC TILE AND GROUT**
AHERA MATERIAL NUMBER: M-16	CONTAINS ASBESTOS ?: UNKNOWN
MATERIAL DISTURBANCE INSTRUCTIONS: DO NOT DISTURB, AHERA ALLOWS NEW SCHOOLS BUILT AFTER 10/12/88 TO GET A LETTER FROM THE ARCHITECT OF RECORD THAT SAYS THAT TO THE BEST OF THEIR KNOWLEDGE, THAT ASBESTOS MATERIALS WERE NOT USED IN THE CONSTRUCTION OF THIS FACILITY. BASED UPON RECEIVING A LETTER AS NOTED ABOVE FOR THIS SCHOOL, THE DISTRICT IS ABLE TO SAY (FROM AN AHERA INSPECTION STANDPOINT) THAT NO KNOWN ASBESTOS MATERIALS ARE PRESENT IN THIS FACILITY. HOWEVER, IF ANY DEMOLITION OR MEASUREABLE DISTURBANCE OF ANY SUSPECT ASBESTOS CONSTRUCTION MATERIALS IN THIS SCHOOL IS REQUIRED, THOSE MATERIALS WILL NEED TO BE SAMPLED AND VERIFIED AS NON-ASBESTOS CONTAINING PER THE NESHAPS REGULATION PRIOR TO ANY DEMOLITION OR MEASUREABLE DISTURBANCE. SUBMIT A SAMPLE REQUEST FOR ANY MATERIAL SLATED FOR ANY DEMOLITION OR MEASUREABLE DISTURBANCE.	

ITEM #13	MATERIAL DESCRIPTION: **FIBERGLASS BUILDING INSULATION**
AHERA MATERIAL NUMBER: M-17	CONTAINS ASBESTOS ?: NO – KNOWN NON-ACBM
MATERIAL DISTURBANCE INSTRUCTIONS: OK TO DISTURB.	

WASHOE COUNTY SCHOOL DISTRICT
MATERIAL, WATER, AND LEAD DISTURBANCE PERMIT
CONTINUATION PAGE – SCHOOL #153

ITEM #14	MATERIAL DESCRIPTION: **MISC. WALL BOARD**
AHERA MATERIAL NUMBER: M-19	CONTAINS ASBESTOS ?: UNKNOWN

MATERIAL DISTURBANCE INSTRUCTIONS: DO NOT DISTURB, AHERA ALLOWS NEW SCHOOLS BUILT AFTER 10/12/88 TO GET A LETTER FROM THE ARCHITECT OF RECORD THAT SAYS THAT TO THE BEST OF THEIR KNOWLEDGE, THAT ASBESTOS MATERIALS WERE NOT USED IN THE CONSTRUCTION OF THIS FACILITY. BASED UPON RECEIVING A LETTER AS NOTED ABOVE FOR THIS SCHOOL, THE DISTRICT IS ABLE TO SAY (FROM AN AHERA INSPECTION STANDPOINT) THAT NO KNOWN ASBESTOS MATERIALS ARE PRESENT IN THIS FACILITY. HOWEVER, IF ANY DEMOLITION OR MEASUREABLE DISTURBANCE OF ANY SUSPECT ASBESTOS CONSTRUCTION MATERIALS IN THIS SCHOOL IS REQUIRED, THOSE MATERIALS WILL NEED TO BE SAMPLED AND VERIFIED AS NON-ASBESTOS CONTAINING PER THE NESHAPS REGULATION PRIOR TO ANY DEMOLITION OR MEASUREABLE DISTURBANCE. SUBMIT A SAMPLE REQUEST FOR ANY MATERIAL SLATED FOR ANY DEMOLITION OR MEASUREABLE DISTURBANCE.

ITEM #15	MATERIAL DESCRIPTION: **HEAT DUCT TAPE/MASTIC**
AHERA MATERIAL NUMBER: M-22	CONTAINS ASBESTOS ?: UNKNOWN

MATERIAL DISTURBANCE INSTRUCTIONS: DO NOT DISTURB, AHERA ALLOWS NEW SCHOOLS BUILT AFTER 10/12/88 TO GET A LETTER FROM THE ARCHITECT OF RECORD THAT SAYS THAT TO THE BEST OF THEIR KNOWLEDGE, THAT ASBESTOS MATERIALS WERE NOT USED IN THE CONSTRUCTION OF THIS FACILITY. BASED UPON RECEIVING A LETTER AS NOTED ABOVE FOR THIS SCHOOL, THE DISTRICT IS ABLE TO SAY (FROM AN AHERA INSPECTION STANDPOINT) THAT NO KNOWN ASBESTOS MATERIALS ARE PRESENT IN THIS FACILITY. HOWEVER, IF ANY DEMOLITION OR MEASUREABLE DISTURBANCE OF ANY SUSPECT ASBESTOS CONSTRUCTION MATERIALS IN THIS SCHOOL IS REQUIRED, THOSE MATERIALS WILL NEED TO BE SAMPLED AND VERIFIED AS NON-ASBESTOS CONTAINING PER THE NESHAPS REGULATION PRIOR TO ANY DEMOLITION OR MEASUREABLE DISTURBANCE. SUBMIT A SAMPLE REQUEST FOR ANY MATERIAL SLATED FOR ANY DEMOLITION OR MEASUREABLE DISTURBANCE.

ITEM #16	MATERIAL DESCRIPTION: **FIBERGLASS PIPE INSULATION**
AHERA MATERIAL NUMBER: T-41	CONTAINS ASBESTOS ?: NO

MATERIAL DISTURBANCE INSTRUCTIONS: THE FIBERGLASS PIPE INSULATION AND SHEATHING HAS BEEN SAMPLED IN ACCORDANCE WITH AHERA AND ASTM PROTOCOLS AND DOES NOT CONTAIN ASBESTOS. OK TO DISTURB. COMPLETE SURVEY RESULTS AVAILABLE UPON REQUEST.

WASHOE COUNTY SCHOOL DISTRICT
MATERIAL, WATER, AND LEAD DISTURBANCE PERMIT
CONTINUATION PAGE – SCHOOL #153

ITEM #17	MATERIAL DESCRIPTION: **PLUMBING/MECHANICAL GASKETS**
AHERA MATERIAL NUMBER: N/A	CONTAINS ASBESTOS ?: UNKNOWN
MATERIAL DISTURBANCE INSTRUCTIONS: DO NOT DISTURB, AHERA ALLOWS NEW SCHOOLS BUILT AFTER 10/12/88 TO GET A LETTER FROM THE ARCHITECT OF RECORD THAT SAYS THAT TO THE BEST OF THEIR KNOWLEDGE, THAT ASBESTOS MATERIALS WERE NOT USED IN THE CONSTRUCTION OF THIS FACILITY. BASED UPON RECEIVING A LETTER AS NOTED ABOVE FOR THIS SCHOOL, THE DISTRICT IS ABLE TO SAY (FROM AN AHERA INSPECTION STANDPOINT) THAT NO KNOWN ASBESTOS MATERIALS ARE PRESENT IN THIS FACILITY. HOWEVER, IF ANY DEMOLITION OR MEASUREABLE DISTURBANCE OF ANY SUSPECT ASBESTOS CONSTRUCTION MATERIALS IN THIS SCHOOL IS REQUIRED, THOSE MATERIALS WILL NEED TO BE SAMPLED AND VERIFIED AS NON-ASBESTOS CONTAINING PER THE NESHAPS REGULATION PRIOR TO ANY DEMOLITION OR MEASUREABLE DISTURBANCE. SUBMIT A SAMPLE REQUEST FOR ANY MATERIAL SLATED FOR ANY DEMOLITION OR MEASUREABLE DISTURBANCE.	

ITEM #18	MATERIAL DESCRIPTION: **ROOFING MATERIALS**
AHERA MATERIAL NUMBER: N/A	CONTAINS ASBESTOS ?: NO
MATERIAL DISTURBANCE INSTRUCTIONS: THE ROOFING MATERIALS AT THIS SCHOOL HAVE BEEN SURVEYED BY HMS. THE HMS SURVEY DATED 10/28/11 SHOWS THE FOLLOWING: ALL ROOFS AT THIS FACILITY DO NOT CONTAIN ASBESTOS	

NOTE: THE ASBESTOS MATERIAL DISTURBANCE INSTRUCTIONS LISTED ABOVE ARE BASED ON THE AHERA REGULATION. THERE MAY EXIST OTHER REGULATIONS THAT MAY BE MORE STRINGENT THEN THESE RECOMMENDATIONS. IT IS THE RESPONSIBILITY OF THE CONTRACTOR TO ENSURE COMPLIANCE WITH ALL REGULATIONS THAT ARE APPLICABLE TO THE DISTURBANCE OF ASBESTOS/LEAD CONTAINING MATERIALS. ASBESTOS IS A MICROSCOPIC FIBER AND THE CLEANING OF ASBESTOS DEBRIS MUST BE CONDUCTED TO A MICROSCOPIC LEVEL. IN THE EVENT THAT ANY VISIBLE DEBRIS IS DISCOVERED FROM A DISTURBANCE OR AIR SAMPLING RESULTS ARE NOT PROVIDED TO THE DISTRICT, THE DISTRICT WILL IMMEDIATELY HIRE A THIRD PARTY LEAD/ASBESTOS CONSULTANT TO INVESTIGATE POSSIBLE LEAD/ASBESTOS CONTAMINATION AND AN LEAD/ASBESTOS ABATEMENT CONTRACTOR TO PERFORM ANY RECOMMENDED CLEAN-UP. THE CONTRACTOR WILL BE REQUIRED TO REIMBURSE THE DISTRICT FOR ALL COSTS INCURRED. IF AIR MONITORING IS REQUIRED, AIR MONITORING MUST BE CONDUCTED THROUGHOUT THE PROJECT. AIR MONITORING RESULTS FAXED DIRECTLY FROM THE LAB TO THE ES&A DEPARTMENT @ 851-5695, WITHIN 48 HOURS OF THE DISTURBANCE

DATE ISSUED: August 19, 2026

WASHOE COUNTY SCHOOL DISTRICT
MATERIAL, WATER, AND LEAD DISTURBANCE PERMIT
CONTINUATION PAGE – SCHOOL #153

Material Water & Lead Disturbance Permit, Water System Disturbance Permit Appendix Page #1

Contractors, their sub-contractors or workers are responsible in completing all work without impacting the water quality of District facilities and the domestic water supplies which feed district facilities. This Water System Disturbance Permit identifies the minimum requirements that Contractors, their sub-contractors and all workers will utilize to perform disturbance to the Districts water systems.

The following general requirements shall apply to any person who will be disturbing a District water system. In addition, they must contact the Environmental, Safety and Assessment Department (ES&A Dept) prior to any disturbance at 325-8494. This phone number has an answering machine and can be accessed 24 hours a day. These disturbances will be logged in and documented by the ES&A department.

All requirements for isolation are designed to protect the facility's potable water source from existing as well as potential cross-connections and to prevent any backflow occurrences in the form of backpressure or backsiphonage. The Water Disturbance Procedures listed are not site or incident specific and great care must be taken by technicians during all valving and isolation activities within a facility to prevent a potential backflow occurrence. There may be additional requirements that must be utilized to prevent any cross-connection or backflow occurrence, and each entity performing the disturbance is responsible for ensuring none occur and utilizing any additional steps as necessary to ensure none result from the completion of this project.

Any costs to correct any cross-connections and/or any backflow occurrences that result from the performance of this project are solely the responsibility of the Contractor, their sub-contractor and workers and the signing of this ES&A Department Disturbance Permit on acknowledges and agrees to this requirement.

FACILITY ISOLATION MINIMUM REQUIREMENTS

MECHANICAL ROOMS:

When turning off or disrupting the water service to a mechanical room all applicable requirements below must be conducted per this permit

1. **Remove all hoses from custodial faucets and bibs in location to be effected.**
2. **Shut down all boiler and chiller circulating pumps. Heating, Cooling and Domestic.**
3. **Shut down boiler, chiller and cooling tower if present.**
4. **Isolate boiler, cooling tower, chiller and relieve pressure from boiler.**
5. **Shut down hot water return pump, isolate any hot water heaters and turn off heating source.**
6. **Isolate domestic service to mechanical room.**
7. **Re-establish service to mechanical room in reverse order.**

BASIC WING:

When turning off or disrupting the water service to a facility wing all applicable requirements below must be conducted per this permit

1. **Remove all hoses from custodial, art and science faucets along with bibs in location to be effected.**
2. **Isolate all water utilizing chemical dispensers in location to be effected.**
3. **Shut down and isolate any water using equipment if applicable. Hot water heaters, domestic make ups for heat exchangers, photo labs, etc.**
4. **Isolate domestic cold water main to wing.**
5. **Re-establish service to wing in reverse order. Flush system at the end of each lateral to remove any and all foreign material and air.**

WASHOE COUNTY SCHOOL DISTRICT
MATERIAL, WATER, AND LEAD DISTURBANCE PERMIT
CONTINUATION PAGE – SCHOOL #153

Material Water & Lead Disturbance Permit, Water System Disturbance Permit Appendix Page #2

FACILITY:

When turning off or disrupting the water service to a facility all applicable requirements below must be conducted per this permit. Turning off or disturbing the waters services to a facility should only be done as a last resort. If it is possible to isolate the area of disturbance without disrupting facilities entire water service that is the way the project is to be accomplished. This will also keep the contractor, his sub-contractors or workers from having to perform all the listed requirements.

1. **Remove all hoses from custodial, art and science faucets along with bibs in entire facility.**
2. **Isolate mechanical room. See above requirements.**
3. **Isolate each individual wing where possible. See above requirements.**
4. **Isolate all irrigation laterals connected to the domestic potable water supply.**
5. **Isolate domestic cold water main at all locations present to allow as little drain back as possible.**
6. **Re-establish service to facility in reverse order. Flush system at the end of each lateral to remove any foreign material and air.**

WASHOE COUNTY SCHOOL DISTRICT
MATERIAL, WATER, AND LEAD DISTURBANCE PERMIT
CONTINUATION PAGE – SCHOOL #153

PAINTS AND COATINGS – Material Disturbance Permit Appendix - Lead in Paints and Coatings in WCSD Facilities

Lead containing paints and coating are present in WCSD facilities. Bidders/Contractors that disturb lead containing or potentially lead containing paints or coatings, by law, are required to know all applicable regulations applicable and comply with all state and federal regulations that apply to the disturbances to lead paints and coating they are conducting. The regulations that requires by a contractor to be properly trained and knowledgeable, related to lead disturbance includes, but is not limited to the following:

- **OSHA Regulation CFR 1926.62 – Lead & Appendix A, B, C, & D – Lead Construction Standard.**
- **OSHA Regulation CFR 1910. 1025 - Lead & Appendix A, B, C, & D – General Industry Standard.**
- **EPA, 40 CFR Part 745 – Lead; Renovation, Repair, and Painting Regulation.**

Bidders/Contractors accept and acknowledge by signing this Material Disturbance Permit, the existence of lead related regulations, and accept all liability related to the disturbance of lead containing materials, citation resulting from, or any other costs the District may incur by the action of all parties of the bidders company or companies hired by the successful bidder to complete this project.

CONSTRUCTION AGE OF BUILDINGS AT THIS FACILITY

Lead sampling has shown that lead containing paints, coatings and ceramic tiles DO routinely exist, even in our newest facilities even constructed after 1978. Since age does not determine the presence of lead, Contractors need the date a facility was constructed to determine if the RR&P rule applies. To that end, we are providing construction date information for RR&P applicability. There are 2 lead category's tables addressed in this lead portion of the permit: The category 1 table addresses buildings built before 1978 and Category 2 table addresses buildings built after 1978

LEAD CATEGORY #2	**PAINTS, COATINGS & CERAMIC TILE IN BUILDINGS CONSTRUCTED AFTER 1978**
CONTAINS LEAD?:**YES/NO – for NO see Appendix 1**	**Buildings: "A" & "B"**

Lead Containing or Assumed Lead Containing Paints and Coatings Disturbance Instructions

If project lead specific paints and coating sampling has been requested by the District Project Manager, and completed by the ES&A department for this project, the results of that lead sampling are attached at the end of this permit. It is titled: **Project Specific Lead Sampling Results – Appendix #1.** The Contractor **must** treat all paints and coating as lead containing in the buildings except any exclusions on Appendix #1 and comply with all lead requirements. Contractor must plan and bid accordingly.

OSHA Requirements

All persons performing any disturbance to paints and/or coatings in and on the buildings that are listed as lead containing must have taken an OSHA lead action level training class, and be current in training from a WCSD, ES&A department approved training provider.

EPA Renovation, Repair and Painting Regulation Requirements

The building(s) listed above in Lead Category #2 were/was constructed after 1978, so the EPA RR&P regulation does not apply to disturbances on or in these buildings.

WCSD Requirements

In addition to regulatory requirements, the WCSD has requirements that must be met by the Contractor/Bidder. The contractor is responsible for submitting to the ES&A department lead disturbance procedures that outline the lead safe work practices to be utilized and that procedure must comply with the Districts minimum lead disturbance requirements. The current minimum lead disturbance requirements, which will apply to this project, follow these tables. OSHA action level training and RR&P training certification and RR&P firm certification must be submitted to the project manager and they are to submit a copy to the ES&A department. The ES&A department must review, verify, and approve all required documentation **prior** to the contractor being able to perform any disturbance, so time for review must be taken into account when developing schedules. Once the ES&A department has approved the procedures and training and firm certification, the contractor may proceed but they must notify the ES&A department at 325-8490 of **any** paint/coating disturbance immediately disturbance prior to the disturbance**.** ES&A department personnel, project managers and assistant project managers and other district personnel will spot check in the field, to ensure compliance with the contractors submitted and approved procedures.

WASHOE COUNTY SCHOOL DISTRICT
MATERIAL, WATER, AND LEAD DISTURBANCE PERMIT
CONTINUATION PAGE – SCHOOL #153

A NOTE ABOUT SAMPLING AND SAMPLING REQUEST PROCEDURES

Only approximately 20% of the paints and coatings in the District have been found to contain lead. The majority of white and off-white paints on sheetrock and block walls does not contain lead in facilities constructed after approx. 1990. Brighter or more colorful paints/coatings on any surface, or all paints and coatings on metals, are much more likely to be found to contain lead in all facilities. In addition, ceramic tile in any age facility is very likely to contain lead. It is highly recommended that sampling be done to confirm lead content unless time does not allow a delay for processing samples through the WCSD ES&A department. If paints and coatings are not sampled, all paints and coatings must be assumed to be lead containing, above 5000 parts per million (lead based), and treated in accordance with all lead regulations, lead specifications, and requirements identified in this permit.

The process to request lead sampling is for anyone requiring sampling to submit through their project's Project Manager. The designated WCSD Project Manager will submit the required sampling forms, and sampling will be coordinated by the ES&A department. A minimum of 10 days will be allowed before sampling results are provided to the Project Manager for them to be distributed to all interested parties. All lead sampling must be processed through the ES&A department, and sampled by ES&A approved and trained lead professionals.

If project lead specific paints and coatings sampling has been requested by the District Project Manager, and completed by the ES&A department, the results of that lead sampling will be attached at the end of this permit. It will be titled: Project Specific Lead Sampling Results – Appendix #1. If there is no Project Specific Lead Sampling Results – Appendix #1 attached that means no project specific lead sampling has been requested and the Contractor must utilize only the information provided in the lead instructions of this permit.

Any paints or coatings that are not specifically addressed on this permit, or on the project drawings, has to be assumed to be lead containing, and above 5000 parts per million (lead based) – no exceptions. Any disturbance to those paints and coatings not specifically addressed on this permit or on the project drawings must be done by properly trained (Minimum of OSHA action level training) personnel, and those disturbances must be performed in accordance with all lead requirements listed in this permit, as well as any applicable regulations and local requirements. Many times scope modifications are required after the bid, and new areas of the facility may need to be disturbed. These areas would not have been addressed on this permit, since they were unknown at the time of issuance. Additional sampling could be conducted by requesting lead sampling through their project's Project Manager, but there will be a delay getting sampling requests and a new MDP would be required. The District reserves the right to direct the Contractor to assume new paints and coatings, due to scope changes, are lead containing and the contractor would then be required to treat all paints and coatings as lead containing in compliance with all requirements of this permit.

REPLACEMENT PAINTS, COATINGS, CERAMIC TILE, AND OTHER LEAD CONTAINING MATERIALS

Unless otherwise specifically allowed by this projects specifications, the Contractor shall not reinstall any lead containing paints/coatings in any detectable levels during the process of completing this project. "lead containing" is defined as any paint or coating that has ANY detectable lead level when paint chip sampling is conducted and chip is analyzed by the ICP method. The District may perform sampling of replacement materials and if analysis finds any detectable levels of lead, the Contractor will be liable for all costs to properly remove that material and re-apply paints and coatings with no detectable levels of lead. Contractors are encouraged to pre-sample paints they may be using to determine the actual amount in paint/coatings used.

WASHOE COUNTY SCHOOL DISTRICT
MATERIAL, WATER, AND LEAD DISTURBANCE PERMIT
CONTINUATION PAGE – SCHOOL #153

MINIMUM REQUIREMENTS TO PERFORM ATTACHMENTS AND PENETRATIONS IN WCSD FACILITIES

Below are the minimum requirements to perform any Attachment and Penetration activity to a known or assumed asbestos and/or lead containing material in Washoe County School District (WCSD) facilities. This document is not provided to address demolition, stabilization, abatement, or removal activities. If any work to known or assumed asbestos or lead materials need to be done on this project, and it is anything other than the installation of screws, the removal of screws, or the drilling of holes, the successful bidder must comply with, in addition to these minimum requirements, all applicable District asbestos and lead specifications and requirements. Regarding these procedures, the District has done its best to provide a complete and regulatory compliant attachment and penetration procedure, but by signing this MDP, the Contractor acknowledges that it is the successful bidder's sole responsibly for compliance with this MDP, as well as any other applicable regulatory requirements.

ASBESTOS/LEAD PROCEDURE SUBMISSION PROCESS

Prior to starting this project, each contractor working on this project is required to submit to the WCSD ES&A department an asbestos/lead procedure that includes all District requirements listed below. To simplify the procedure submittal process, an electronic PDF fillable template of these requirements will be provided to the successful bidder of this project. This document is available by contacting the assigned WCSD Capital Projects Project Manager for this project. Contractors must utilize the most current above-mentioned electronic template and fill out all required information, add company letterhead, sign, and date the document. The completed procedures will be e-mailed to the Project Manager by all contractors working on this project that will performing any applicable disturbances. Once submitted, the WCSD Project Manager will pass the document onto the ES&A department for approval. Successful bidders are required to add time to their project schedule for this procedure submittal and approval process.

The Contractor has the option to submit a site-specific or blanket district-wide applicable procedure. A district-wide blanket procedure applies to a scheduled project, as well as all future sites where a contractor will be performing disturbances. The site specific procedure will apply to just one site or project. District-wide procedures are valid for one year from the date the procedure is signed by the ES&A department. Site specific procedures will be valid for the term of the project. Each Contractor must receive a signed and approved procedure prior to performing any disturbances to all asbestos/lead paint or assumed asbestos/lead paint materials. The procedure is a combined procedure and it addresses both asbestos and lead disturbances. A minimum of one work day will be required by the ES&A department for the review and approval process.

In addition to the Material Disturbance Permit (MDP), the Contractors must also have a copy of the approved procedures on site at all times. The purpose of this procedure is to document the agreement between the Contractor and the District that all lead and asbestos disturbances performed by staff of the Contractor will be done per all noted District requirements, District Specifications, and project specifications. Again, Contractors must ensure that their procedure has been approved, and the approved signed procedure is on site prior to any disturbance.

MINIMUM REQUIREMENTS

1. Receive approved Lead/Asbestos procedures as identified above.

2. Technicians performing disturbances will be required to have a minimum of AHERA 16 Hour O&M training and OSHA action level training per 29 CFR 1926.62 (i) (2) lead training. In addition, as applicable, contractors must comply with the EPA RR&P training and certifications requirements listed in the RR&P section of this appendix. Copies of training certifications, including a refresher within the last 12 months, will be provided to the ES&A Department **prior** to the start of any project. Only personnel with the proper minimum training will be authorized to perform any disturbance to asbestos/lead paint or assumed asbestos/lead paint containing materials, or be in the adjacent area of a disturbance.

3. Notify the ES&A Department at **325-8490** and leave a message with the time, name of the technician doing the work, date and exact locations in the school where they will be performing any disturbance. This call should take place immediately prior to disturbance, this phone number (**325-8490**) will go to voice mail, and the contractors are to provide notifications with above identified information, 24 hours a day. The Contractor is also required to notify their assigned WCSD Construction Department Project Managers and Assistant Project Managers of scheduled disturbances so they can also verify compliance with the contractors approved disturbance procedures.

WASHOE COUNTY SCHOOL DISTRICT
MATERIAL, WATER, AND LEAD DISTURBANCE PERMIT
CONTINUATION PAGE – SCHOOL #153

4. Contractors must refer to this Material Disturbance Permit to determine what materials contain asbestos or lead and utilize the applicable lead/asbestos procedures. Some materials cannot be disturbed, and each specific material disturbance permit will identify what can be disturbed and provided material disturbance instructions. The minimum disturbance permits in this section of the material permit are in addition to any requirements listed in the material disturbance instructions. Any instance where 100% of the minimum asbestos/lead requirements are not followed, the District will immediately hire an environmental remediation contractor as well as an environmental consultant to properly clean up the contamination and perform air sampling. The contractor will be responsible for reimbursing the District for all costs due to any improper or unauthorized disturbances.

5. Contractors or technicians who are new to performing asbestos/lead paint or assumed asbestos/lead paint disturbances for the District must contact the Capital Projects PM/PCI Department and schedule a disturbance. A Capital Projects PM/PCI employee will be scheduled to review the technician's compliance with the disturbance procedures in the field. Once a technician has demonstrated on a minimum of two (2) occasions to the Capital Projects Department that he has an understanding of the District disturbance requirements and has proper equipment, the ES&A Department will then authorize that technician to perform disturbances without prior approval of the Capital Projects Department. Notifications prior to starting all disturbances as listed above will still be required and technicians should expect unannounced random compliance inspections, from the ES&A Department. A list of approved technicians is available upon request form the ES&A department.

6. Post the appropriate "Danger Lead - Keep Out" or "Danger Asbestos Keep Out" signs on the entry side of all doors leading into classrooms, hallways, bathrooms, offices or mechanical rooms where drilling is to occur. Doors will be closed. It is the contractor /technician's responsibility to take adequate means to keep the public or school staff out of the disturbance area.

7. Large rooms, such as multipurpose rooms, will have yellow caution tape placed across all entries to the room in addition to signage but access to these areas must be restricted to ensure no unprotected person can enter the areas where disturbances are taking place. If unprotected personnel can see the activity, this is not a large enough area of demarcation.

8. A 6 ml plastic drop will be placed under the disturbance in a manner that extends 6' out in all directions from the disturbance area. This poly drop can be reused if properly wet-wiped or HEPA-vacuumed off after use.

9. Worker will don the respiratory protection and a protective suit, (protective suits are optional for lead disturbance, "attachments and penetration" disturbances if the Contractor will not exceed the lead action level) and initiate personal air monitoring procedures per item #10 below. Respiratory protection is required throughout all asbestos/lead paint or assumed asbestos/lead paint disturbances in WCSD regardless of air sampling results.

10. If a Contractor is performing a **lead** attachments and penetrations (see the definition in #20 below), air sampling will be conducted at the start of the project. If air sampling results show the technicians performing the work is below the OSHA Lead Action Level, air sampling can be suspended unless the work being performed is changed. Air sampling will be performed for each type of lead attachment and penetration activity to develop a representative sample for each lead activity. Air sampling will be performed during **all** asbestos disturbances, no exceptions.

11. Drill the hole or holes as required using an HEPA VAC and a shrouded or dust collecting apparatus (i.e. Bit Buddy. A HEPA VAC is to remain running during this whole process to ensure all debris is cleared from hole. All clean-up must be conducted the HEPA Vacuum. If a contractor fails to properly control the asbestos/lead containing dust, the District will then hire an environmental remediation contractor as well as an environmental consultant to properly clean up the contamination. The contractor will be responsible for reimbursing the District for all costs due to improper disturbances that result in debris exiting the area of disturbance.

12. All HEPA vacuums used will have been DOP challenge tested prior to first use and annually thereafter. If this project involves 30 or more disturbances over the span of this project, the HEPA vacuum will be DOP tested on-site prior to the start of the project.

13. If required, to be determined by the technician, an encapsulant material may be sprayed or brushed on to the area of the holes.

WASHOE COUNTY SCHOOL DISTRICT
MATERIAL, WATER, AND LEAD DISTURBANCE PERMIT
CONTINUATION PAGE – SCHOOL #153

14. A device, backing, box or raceway, or any other equipment will then be mounted using anchors installed per #11 above, with the HEPA VAC running and properly directed at the area of the disturbance.

15. A HEPA VAC or wet methods will be used to clean up any debris on 6ml poly drop, around device box, technician's suit, and any surfaces below holes, such as tops of chalkboards and base boards.

16. The poly drop, if utilized, will be folded into itself in such a manner as to not spread any debris, the HEPA vacuum hose sealed, and personal air monitoring time logged appropriately. This poly drop can be reused if it is properly wet-wiped or HEPA-vacuumed off after use.

17. All signs and equipment are to be removed, and the technician is to move to the next location. The contaminated suit should be removed and a new suit utilized at the new disturbance location, unless the suit can be properly decontaminated.

18. Upon completion of a shift, air samples will be dated and sent in to a properly accredited lab to be analyzed. Results will be forwarded to WCSD. Lab results will be e-mailed directly from the lab to the ES&A Department within 48 hours of the disturbance. All lab results will reference the Material Disturbance Permit (MDP) # located on the top of the first page of this permit. Results without the MDP number prefix will be returned to the lab for clarification and the addition of the MDP tracking number

19. All debris, waste, poly drop, suits, etc. will be placed in 6 mil poly waste bags (double bagged) and disposed of properly.

20. The definition of "Attachment and Penetrations" in this document is **only** the drilling of holes through a HEPA shrouded device, the installation of screws through a HEPA shrouded device, or the removal of screws through a HEPA shrouded device. **Any other activity** that is not attachments and penetrations as listed in item #20 must be designed by an asbestos or lead project designer, done per a lead specification, and supervised by the District or District hired outside asbestos/lead consultant. Contractors cannot perform any work, other than "Attachments and Penetrations" without an onsite District or District hired asbestos or Lead Consultant being present.

21. All asbestos abatement or lead disturbances, other than "Attachment and Penetrations", must be completed in full compliance with applicable regulations, the District's Asbestos Abatement Specifications, and District hired asbestos or lead consultants supplement specifications. If in error, an asbestos abatement bid or quote is put forth without the District Asbestos Abatement Specifications, Contractors are required to request a copy of the most current asbestos abatement specifications from the bid or quote entity through the formal bid inquiry process

THE UNDERSIGNED AGREES TO COMPLY WITH THE CONDITIONS OF THIS MATERIAL, WATER & LEAD DISTURBANCE PERMIT, APPENDIXES, & ALL APPLICABLE REGULATIONS. UNDERSIGNED ACKNOWLEDGES LIABILITY FOR ANY COSTS THE DISTRICT MAY INCUR TO INVESTIGATE & CLEAN UP ANY DISCOVERY OF IMPROPER AND/OR UNAUTHORIZED DISTURBANCES DONE BY UNDERSIGNED'S EMPLOYEE(S) OR SUB-CONTRACTOR(S) TO MATERIALS LISTED AS LEAD/ASBESTOS-CONTAINING BY THE DISTRICT. IN ADDITION, THE UNDERSIGNED AGREES TO ALL REQUIREMENTS OF THE WATER & LEAD APPENDIX.

SIGNED BY (PRINT): _____SIGNATURE: _____

COMPANY (PRINT): _____

DATE RECEIVED: _____

WASHOE COUNTY SCHOOL DISTRICT
MATERIAL, WATER, AND LEAD DISTURBANCE PERMIT
CONTINUATION PAGE – SCHOOL #153

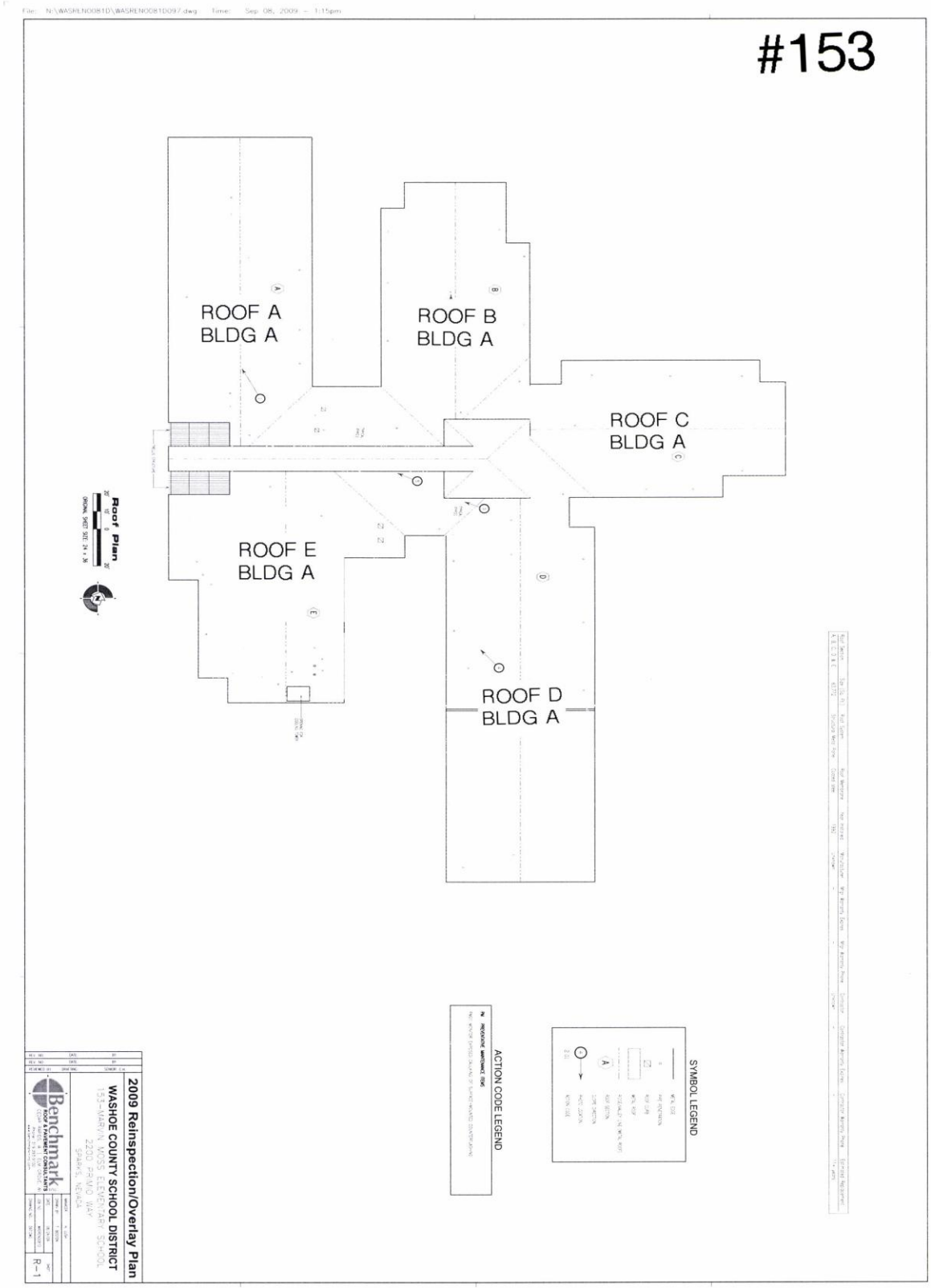

WASHOE COUNTY SCHOOL DISTRICT
MATERIAL, WATER, AND LEAD DISTURBANCE PERMIT
CONTINUATION PAGE – SCHOOL #153

Project Specific Lead Sampling Results – Appendix #1.

A limited project lead-specific paints and coatings survey has been conducted. The sampling has been requested by the District Project Manager, and completed by the ES&A department. The results of that lead sampling are below. The results listed below apply ONLY to the locations and paint and coating colors listed below. This information cannot be applied to other areas that are not specifically addressed below. If additional sampling is required in the Contractor's opinion, the Contractor must relay that information to the District Project Manager. The Project Manager will determine if additional sampling will be conducted. If additional sampling will be done, a new MDP will be required. Contractors or their representatives cannot perform any asbestos or lead sampling.

Any paints or coatings that are not specifically addressed on this permit, or on the project drawings, has to be assumed to be lead containing, and above 5000 parts per million (lead based) – no exceptions. Any disturbance to those paints and coatings not specifically addressed on this permit, or on the project drawings must be done by properly trained (Minimum of OSHA action level training) personnel, and those disturbances must be performed in accordance with all lead requirements listed in this permit, as well as any applicable regulations and local requirements. Many times scope modifications are required after the bid, and new areas of the facility may need to be disturbed. These areas would not have been addressed on this permit, since they were unknown at the time of issuance. Additional sampling could be conducted by requesting lead sampling through their project's Project Manager, but there will be a delay getting sampling requests and a new MDP would be required. The District reserves the right to direct the Contractor to assume new paints and coatings, due to scope changes, are lead containing and the contractor would then be required to treat all paints and coatings as lead containing in compliance with all requirements of this permit.

LEAD CONTAINING PAINTS AND COATING

LOCATION	TYPE OF PAINTED SURFACE	COLOR	RESULTS
FCIS Room A16	Sheetrock	Blue	Lead Containing
K3, K4, K5, K6, K7, K8. A17, A18, A16, A19, A27, M4, M5, M2, M3, B9, B8, B7, C9, C7, D15, D14, D16 D7B, D9B, D8B, D10B	Sheetrock	White	Lead Containing
K4, A17, A18, A19, M4, M3, M2, M10, B9, B8, B7, C9, C8, C7, D15 & D16	CMU	White	Lead Containing

NON-LEAD CONTAINING PAINTS AND COATINGS

LOCATION	TYPE OF PAINTED SURFACE	COLOR	RESULTS

Specifications for the Removal of Baseboard Materials
From Wall Surfaces Containing Lead Paint – Effective 9/1/18

Introduction

As part of flooring replacement projects, contractors may encounter wall surfaces that are known or presumed to contain lead paints within the Washoe County School District (District) when removing baseboard materials, along with wood baseboards that may be painted with known or presumed lead containing paint. These specifications are to provide guidance to the contractor for the safe handling of these painted components to assure a lead hazard is not created within the work area as part of the project.

Project Requirements

The contractor shall review all requirements set forth in these project specifications and all pertinent ES&A information prior to submittal of a bid to assure they are prepared to meet all necessary requirements.

Contractor shall be approved by the WCSD Environmental, Safety, and Assessment Department (ES&A) to perform lead disturbance activities within the District. **Approval of firms that have not performed activities impacting lead for the District previously, will need to submit all necessary documentation outlined in the WCSD ES&A Technical Specifications and/or Material Disturbance Permit for the project at least ten (10) business days prior to work commencing for approval.**

All workers that will impact lead-containing paints or coatings shall have OSHA Lead Action Level training, regardless of the size of the project or amount of lead disturbed.

If more than 6 square feet of painted surfaces on the interior or 20 square feet of painted surfaces on the exterior are to be disturbed (cumulatively totaled for all work at the site), and the project site is a child-occupied facility (elementary schools or other sites with child-care facilities) constructed prior to 1978, the contractor firm must be certified under the EPA's Lead Repair Renovation and Painting (RRP) rule. Workers performing such work shall have had training on RRP lead safe work practices, and the Supervisor shall be trained and certified as an RRP Renovator, in addition to the OSHA Action Level Training.

Copies of all certifications must be submitted to WCSD ES&A no less than five (5) business days prior to the project start. All worker lead training certifications (initial training and refresher training if applicable) shall be submitted to the WCSD ES&A at least five (5) working days prior to project commencement at minimum for approval. Contractor is responsible for reviewing WCSD ES&A worker roster for the company to assure all workers to be used on the project have been approved prior to arrival onsite. Workers not identified on the approved worker list for the contractor will not be allowed to perform any activities onsite, even if documentation is provided onsite at time of the project commencement.

The contractor's onsite supervisor shall have a copy of these Specifications onsite at all times and be familiar with the project requirements prior to arrival onsite at the project. The contractor shall follow this work plan, requirements found in the Material Disturbance Permit provided by WCSD's ES&A Department, and all Federal, State, and local regulations. Failure to follow requirements of these Specifications, or lack of knowledge of requirements to be followed during the project, are grounds for replacement of the contractor's onsite supervisor.

Only the contractor will be allowed to occupy the project area once lead disturbing activities are scheduled to start. This applies to all WCSD non-ES&A staff/personnel and site staff/personnel. The area shall only be occupied by the contractor, WCSD ES&A staff, and District's independent third-party consultant. Site personnel will not be allowed to occupy adjacent interior and exterior areas during lead disturbing activities.

Electricity and Water

Electricity and water are available onsite, but long hoses and extension cords may be necessary. Contractor shall provide new hose washers at hose connections to prevent leakage. Contractor shall install GFIs at primary plug-ins of electrical trains for all electrical equipment to be used. Contractor is responsible for any damage to water and electrical systems which their use causes.

Equipment

All equipment brought onsite shall be clean, and in proper functioning order. HEPA-vacuums shall be clean of debris and material and have new vacuum bags installed. Equipment shall be in proper functioning order (ladders not missing feet, cords with grounds, etc.). Any equipment that arrives onsite dirty or not in proper functioning order will be removed from the site for cleaning and/or repairs.

Any power tools used on a project shall have shrouds that can attach to HEPA-vacuums to provide local exhaust. Use of power tools without a shroud, or if local exhaust is insufficient to prevent visible emissions from equipment, are prohibited.

Worker Training

All workers that will disturb painted or coated components or materials to be used on this project shall have OSHA Action Level Lead Training as required by WCSD ES&A.

If the disturbance to painted surfaces is above the RRP threshold amounts (6 ft^2 interior / 20 ft^2 exterior) at a pre-1978 child occupied facility, RRP worker training and supervisor certification shall be required in addition.

As noted previously, contractor shall provide all worker certifications to the WCSD ES&A at least five business days prior to the project start for inclusion on the WCSD Approved Worker List.

Any workers not on the approved list will not be allowed to perform lead disturbing activities on the site, even if documentation is provided onsite.

Copies of all worker and supervisor training certifications may be requested and provided to the District's independent third-party consultant.

Personal Protection Equipment

All personnel entering the regulated work area for lead disturbance shall wear disposable coveralls (Tyvek or equivalent quality), safety glasses, gloves, and half-mask, negative-pressure respirators fitted with HEPA (P-100) filters, at minimum. Street clothes may be worn below coveralls, but HEPA-vacuum cleaning of clothing may be required in the event suits become ripped or torn during work.

Copies of valid medical clearance for respirator use and fit tests shall be provided to the District's independent third-party consultant.

Notifications

Notification for lead work is not required to be filed with regulatory agencies, but the contractor is responsible for notifying the District's third-party consultant at least 48 hours prior to any lead disturbing activities (including containment setup) commencing. Contractor shall also provide prior notification at least 48 hours in advance of planned lead disturbing activities to WCSD ES&A.

In the event that the work being performed triggers the US EPA RR&P Rule, the contractor is responsible for all necessary pre-job notifications to meet the requirements of the Rule.

Pre-Cleaning

No pre-cleaning of lead-containing materials is expected, however, small amounts of debris may be required to be cleaned to allow setup of containment.

Personal Air Monitoring

Contractor is responsible for collection of personal air samples on fifty percent (50%) of workers entering a regulated area for this project. All samples shall be collected in accordance with OSHA requirements. Copies of the personal air sample results shall be analyzed by an accredited laboratory within 72 hours of collection. The contractor shall only use a laboratory that is approved by WCSD ES&A.

Copies of personal air sample results shall be provided to ES&A and the District's independent third-party consultant.

Security and Safety

The Contractor is responsible for security of tools and equipment used on the project. Contractor is responsible for the safety of employees and for following all applicable OSHA requirements.

The contractor shall provide lockable storage bins as necessary for equipment and supplies. Contractor shall coordinate with WCSD personnel on placement of any storage bins delivered to the site.

Occupancy

As noted previously, the project area will be limited to the contractor, WCSD ES&A staff, and District's independent third-party consultant once lead disturbing activities are ready to commence. Once work areas have been cleared, other parties may occupy.

Emergency services may also occupy areas in the event of an emergency during the project.

Challenge Testing

All HEPA-filtered equipment to be used on site shall be Challenge Tested (DOP or equivalent) within the past 30 days. Copies of Challenge Testing results shall be provided to the District's independent third party consultant.

Decontamination Areas

A decontamination area must be sited adjacent to the regulated work area. This area shall be large enough to accommodate a washing area for personal hygiene and a clean area for donning personal protection (PPE) equipment and storage of street clothes / personal items. The decontamination area shall have a 6-mil polyethylene drop sheet and shall have privacy screens installed as needed.

Wash facilities shall include clean water, soap, and clean towels. A tack/sticky mat shall be placed at the threshold between the regulated area and decontamination area to prevent tracking of lead dust or debris out of the regulated area. If street clothes are worn under PPE, a HEPA vacuum shall be made available to decontaminate clothing. Lead contaminated water shall be captured for waste characterization and proper disposal. A labeled waste bin shall be available for collection, characterization, and proper disposal of contaminated PPE.

The contractor is responsible for prohibiting any eating or drinking by their employees in the regulated or decontamination area. Workers shall completely decontaminate and exit the area prior to consumption of any food or drink.

Minimum Equipment and Supplies Required

The contractor shall have the supplies and equipment noted below, or equal similar items, onsite prior to work commencing at minimum:

HEPA-filtered Vacuum
6-mil Poly Sheeting
Lead Hazard Signs
Lead Hazard Tape
5 in 1 Tool
Utility Knife
Hammer
Pry Bar
Ladder
Soap
Towels
Hudson Sprayer
Cleaning Wipes or Swiffer Pads
Disposable Coveralls
Respiratory Protection
Nitrile Gloves
Safety Glasses
P100 Respirator

Containment Requirements

1. All critical barriers within the work space shall be sealed with one layer of 6-mil poly. Critical barriers include HVAC systems, doorways, windows, etc.
2. The contractor is responsible for any damage to painted surfaces due to containment setup. It is recommend blue painter's tape be used on painted surfaces to prevent lifting of paints.
3. Cleaning of surfaces of dust prior to placement of tape for critical barriers or poly drop sheets may be required to assure secure attachment of tape.
4. One layer of 6-mil poly shall be placed over floor surfaces and extend out 10 feet in each direction beyond the area work.
5. Floor poly shall be anchored or weighed down to prevent the creation of a trip hazard during the project.
6. A poly drop sheet shall be placed adjacent to the work area to provide an area for workers to don and remove personal protection equipment.
7. Lead hazard signs shall be posted at each entry door into a space. These doors shall be locked prior to work beginning in the space for added security.
8. Contractor employees may occupy adjacent spaces, but may not be within the space without personal protection equipment when lead work is performed.

Removal Requirements

1. Contractor shall wet areas to be impacted prior to disturbance to limit release of lead dust. Areas shall be wetting using a Hudson Sprayer or equivalent.
2. Contractor shall cut along the top of the baseboard with a utility knife to separate baseboard material from any paint that may have overlapped or been applied from wall surface onto baseboard.
3. Contractor shall carefully peel away the baseboard material using either a 5 in 1 tool or pry bar and hammer for wood baseboards.
4. Painted baseboard materials or baseboard materials containing paint shall be packaged into a leak tight container for transport to the waste bin.
5. In the event that removal of baseboards cause wall paint to peel, the contractor is responsible for the stabilization of the paint. This will require paint to be scraped back to the point that it is tight to the substrate.
6. A HEPA-vacuum shall be within the containment area to clean up debris created as work is performed to prevent crushing of paint chip debris and creation of lead dust.
7. In the event that the old baseboard mastic is required to be scraped clean, work shall be performed within the same containment as removal.
8. At conclusion of removal, poly drop sheets shall be HEPA-vacuumed and wet-wiped clean.
9. Wet-wiping can be performed with either light soap/detergent and water or use of Swiffer wet mop pads.
10. Cleaning shall proceed from wall surface and out to the containment exit area to prevent tracking dust back across areas previously cleaned.
11. Once all debris and dust has been cleaned from the work area, the contractor shall perform own visual clearance and/or perform wipe verification testing (as required for US EPA Renovation, Repair, and Painting Rule).
12. Once the area has passed clearance, the containment area may be removed from the space.
13. When removing poly, contractor shall fold poly in on itself to prevent any remaining lead dust that may be present from contaminating floor surfaces to remain.

14. Poly waste shall be placed into one 6-mil poly waste bag and sealed in a “gooseneck” fashion.

Clearance – Lead

A final visual clearance inspection will be performed by the District ES&A employees or District’s independent third-part consultant after a visual clearance has been performed by the Contractor’s Supervisor. Final visual inspection will be passed once all poly drop sheets are clean of all debris and dust. Visual inspection shall constitute final clearance, unless a lead hazard is created, or if there are deviations from the work practices outlined in this specification, ES&A Material Disturbance Permit, Federal, State, or local regulations, or at the discretion of the District’s independent third-party consultant. In such cases, clearance dust wipe samples will be collected for final clearance.

If clearance dust wipe samples are collected, the samples will be analyzed by flame atomic absorption on a rush turnaround from the laboratory. Passing clearance criteria for this project shall be lead content below the HUD Guidelines clearance criteria for the surface type sampled.

In the event of failing clearance dust wipe sample results, the contractor shall dispatch approved workers to the site as soon as reasonably possible to re-clean the containment to allow for collection of a subsequent set of clearance wipe or soil samples. The contractor will be responsible for costs of all sample collection and analysis for any initial clearance dust wipe samples required, and any subsequent recleaning and sample collection and analysis in the event of clearance failures until final passing clearance is achieved. The fee for each sample collected is $380.

Once final clearance is achieved, the contractor shall promptly remove the regulated work area and their equipment.

Waste Disposal - Lead

Contractor is responsible for the proper characterization and disposal of wastes created by lead-containing paint disturbance activities. Copies of the waste characterization, including chain of custody and testing results if laboratory analysis is used for the determination, shall be provided to District’s independent third party consultant.

All lead waste shall be double-bagged in clear, 6-mil waste bags, or double-wrapped in 6-mil polyethylene sheeting. Waste bags shall be sealed in a leak-tight fashion using a “gooseneck” tie on both bags. Poly-wrapped bulk waste shall have both layers completely sealed in a leak-tight fashion with duct tape. Waste shall be stored in a lockable container provided by the Contractor. Equipment and waste may not be stored in the same container.

Waste characterization must occur before waste is removed from the site. Hazardous waste manifests if required, or other shipping records if waste is non-hazardous shall note all mandated information, including waste classification, quantity, generator identification, transporter identification, and disposal site identification. The lead remediation contractor shall notify and make arrangements at least 24 hours in advance if an authorized District representative is needed to sign a manifest or shipping paper. Neither the contractor nor the District’s third-party consultant shall sign such documentation on behalf of the District.

WASHOE COUNTY SCHOOL DISTRICT
WORK PLAN FOR SMALL-SCALE DISTURBANCE OF LEAD-CONTAINING PAINTS OR COMPONENTS

The Washoe County School District (WCSD) will be conducting renovation projects which may include small-scale disturbance of various painted components, penetrations and attachments to painted surfaces, selective demolition of painted components, or removal of paint from existing substrates. Paints and coatings which contain lead are documented in the RS&A Material Disturbance Permit. Any disturbance to lead-containing painted or coated surfaces shall comply with this specification, the requirements contained Lead Appendix of the WCSD Regulated Systems and Assessment (RS&A) Material Disturbance Permit, Federal, State, and Local requirements.

Project Requirements

The contractor shall review all requirements set forth in these project specifications and all pertinent RS&A information prior to submittal of a bid to assure they are prepared to meet all necessary requirements.

Contractor shall be approved by the WCSD Regulated Systems and Assessment Department (RS&A) to perform lead disturbance activities within the District. **Approval of firms that have not performed activities impacting lead for the District previously, will need to submit all necessary documentation outlined in the WCSD RS&A Technical Specifications and/or Material Disturbance Permit for the project at least ten (10) business days prior to work commencing for approval. This includes a written work plan by the contractor for all work practices and containment procedures to be employed for the performance of work deemed as penetration and attachment.**

All workers that will impact lead-containing paints or coatings shall have OSHA Lead Action Level training, regardless of the size of the project or amount of lead disturbed.

If more than 6 square feet of painted surfaces on the interior or 20 square feet of painted surfaces on the exterior are to be disturbed (cumulatively totaled for all work at the site), and the project site is a child-occupied facility (elementary schools or other sites with child-care facilities) constructed prior to 1978, the contractor firm must be certified under the EPA's Lead Repair Renovation and Painting (RRP) rule. Workers performing such work shall have had training on RRP lead safe work practices, and the Supervisor shall be trained and certified as an RRP Renovator.

Copies of all certifications must be submitted to WCSD RS&A no less than five (5) business days prior to the project start. All worker certifications – lead training and medical clearance – shall be submitted to the WCSD RS&A at least five (5) working days prior to project commencement at minimum for approval. Contractor is responsible for reviewing WCSD RS&A worker roster for the company to assure all workers to be used on the project have been approved prior to arrival onsite. Workers not identified on the approved worker list for the contractor will not be allowed to perform any activities onsite, even if documentation is provided onsite at time of the project commencement.

The contractor's onsite supervisor shall have a copy of these Specifications onsite at all times and be familiar with the project requirements prior to arrival onsite at the project. The contractor shall follow this work plan, requirements found in the Material Disturbance Permit provided by WCSD's RS&A Department, and all Federal, State, and local regulations. Failure to follow requirements of these Specifications, or lack of knowledge of requirements to be followed during the project, are grounds for replacement of the contractor's onsite supervisor.

Created By: Forensic Analytical Consulting Services
Revision Date: April 25, 2023

Only the contractor will be allowed to occupy the project area once lead disturbing activities are scheduled to start. This applies to all WCSD non-RS&A staff/personnel and site staff/personnel. The area shall only be occupied by the contractor, WCSD RS&A staff, and District's independent third-party consultant. Site personnel will not be allowed to occupy the building during lead disturbing activities.

Electricity and Water

Electricity and water are available onsite, but long hoses and extension cords may be necessary. Contractor shall provide new hose washers at hose connections to prevent leakage. Contractor shall install GFIs at primary plug-ins of electrical trains for all electrical equipment to be used. Contractor is responsible for any damage to water and electrical systems which their use causes.

Equipment

All equipment brought onsite shall be clean, and in proper functioning order. HEPA-vacuums shall be clean of debris and material and have new vacuum bags installed. Equipment shall be in proper functioning order (ladders not missing feet, cords with grounds, etc.). Any equipment that arrives onsite dirty or not in proper functioning order will be removed from the site for cleaning and/or repairs.

Worker Training

All workers that will disturb painted or coated components or materials to be used on this project shall have OSHA Action Level Lead Training as required by WCSD RS&A. If the disturbance to painted surfaces is above the RRP threshold amounts (6 ft^2 interior / 20 ft^2 exterior) at a pre-1978 child occupied facility, RRP worker training and supervisor certification shall be required. As noted previously, contractor shall provide all worker certifications to the WCSD RS&A at least five business days prior to the project start for inclusion on the WCSD Approved Worker List. Any workers not on the approved list will not be allowed to performed lead disturbing activities on the site, even if documentation is provided onsite.

Copies of all worker and supervisor training certifications shall be provided to HMS, Inc. Project Manager.

Personal Protection Equipment

All personnel entering the regulated work area for lead disturbance shall wear disposable coveralls (Tyvek or equivalent quality), safety glasses, gloves, hard-hats, and half-mask, negative-pressure respirators fitted with HEPA (P-100) filters, at minimum. Street clothes may be worn below coveralls, but HEPA-vacuum cleaning of clothing may be required in the event suits become ripped or torn during work.

Copies of valid medical clearance for respirator use and fit tests shall be provided to the HMS, Inc. Project Manager.

Pre-Cleaning

No pre-cleaning of lead-containing materials is expected, however, small amounts of debris may be required to be cleaned to allow setup of containment.

Notifications

Notification for lead work is not required to be filed with regulatory agencies, but the contractor is responsible for notifying the District's third-party consultant at least 72 hours prior to any lead disturbing activities (including containment setup) commencing. Contractor shall also provide prior notification at least 72 hours in advance of planned lead disturbing activities to WCSD RS&A, and provide a site-specific work-plan detailing containment procedures and work practices for review and approval by RS&A personnel.

Personal Air Monitoring

Contractor is responsible for collection of personal air samples on a representative number of workers for this project, in accordance with OSHA requirements for lead exposure as needed. All samples shall be collected in accordance with OSHA requirements. Copies of the personal air sample results shall be analyzed by an accredited laboratory within 72 hours of collection. The contractor shall only use a laboratory that is approved by WCSD RS&A.

Copies of personal air sample results shall be provided to RS&A and the District's independent third-party consultant.

Security and Safety

The Contractor is responsible for security of tools and equipment used on the project. Contractor is responsible for the safety of employees and for following all applicable OSHA requirements.

The contractor shall provide lockable storage bins as necessary for equipment and supplies. Contractor shall coordinate with WCSD personnel on placement of any storage bins delivered to the site.

Occupancy

As noted previously, the project area will be limited to the contractor, WCSD RS&A staff, and District's independent third-party consultant once lead disturbing activities are ready to commence. Once work areas have been cleared, other parties may occupy.

Emergency services may also occupy areas in the event of an emergency during the project.

Challenge Testing

All HEPA-filtered equipment to be used on site shall be Challenge Tested (DOP or equivalent) within the past 30 days. Copies of Challenge Testing results shall be provided to the District's independent third party consultant.

Respiratory Protection

At a minimum, half-face, negative pressure respirators with HEPA P-100 filters shall be utilized by all personnel within the regulated lead work area during all lead disturbance activities.

Decontamination Areas

A decontamination area must be sited adjacent to the regulated work area. This area shall be large enough to accommodate a washing area for personal hygiene and a clean area for donning personal protection (PPE) equipment and storage of street clothes / personal items. The decontamination area shall have a 6-mil polyethylene drop sheet and shall have privacy screens installed as needed.

Wash facilities shall include clean water, soap, and clean towels. A tack/sticky mat shall be placed at the threshold between the regulated area and decontamination area to prevent tracking of lead dust or debris out of the regulated area. If street clothes are worn under PPE, a HEPA vacuum shall be made available to decontaminate clothing. Lead contaminated water shall be captured for waste characterization and proper disposal. A labeled waste bin shall be available for collection, characterization, and proper disposal of contaminated PPE.

The contractor is responsible for prohibiting any eating or drinking by their employees in the decontamination area. Workers shall completely decontaminate and exit the area prior to consumption of any food or drink.

Containment and Lead Disturbance Procedure Requirements

All poly used on this project shall be 6-mil in thickness and fire-retardant.

1. For any lead disturbance, the contractor shall limit and control all access to the building or section for interior work, and shall limit and control exterior access within 50 feet of exterior work areas.
2. Critical barriers shall be erected at openings and shall be sealed with one layer of 6-mil poly. This includes doors, vents, windows, etc. For Interior areas, critical barriers shall be applied to all openings within the room. For exterior areas, critical barriers shall be applied to all openings within the work area and within 30 feet of the regulated area.
3. The doorway to be used to enter and exit the work area shall be equipped with a z-flap poly barrier.
4. Two layers of 6-mil poly shall cover the entire floor in the work area if it constitutes an entire interior room, or shall extend out at least 10 feet out in each direction from the site of lead disturbance. Two layers of 6-mil poly shall cover the ground in exterior work areas, extending at least 20 feet in each direction from the site of lead disturbance.
5. Poly drop sheets shall be secured to prevent billowing and creation of a trip hazard or movement of drop sheets.
6. Immovable objects not identified for removal within this area shall also be covered and sealed with poly. Any loose equipment, furnishings, or supplies will be removed by WCSD personnel prior to any containment activities commencing.
7. A decontamination area shall be sited adjacent to the regulated work area. See Decontamination Areas section above for specific requirements for this facility.
8. Entrances to the work area providing access to the entry/exit of the regulated area shall be demarcated with caution tape to dissuade any non-authorized persons onsite from approaching the work area.
9. Lead hazard tape or caution tape with lead hazard signage shall be placed at the perimeter of the work area or at entrances into the work area if comprised of an entire room to create a regulated work area. Personal Protection Equipment must be worn within this regulated area.
10. Disturbance to painted or coated components or materials shall be performed using hand tools, or power tools with HEPA-equipped vacuum attachments to limit dust and debris generated. Such items shall be removed in an intact state wherever possible.

11. Painted or coated components or materials to be disturbed shall be wetted prior to and during removal to limit the creation of dust.
12. A build-up of waste or debris within the work area is prohibited. Contractor workers shall assure the area is kept free of waste bags, paint chips, or other debris as work progresses to prevent the crushing of lead debris into finer lead dust.
13. At the conclusion of lead disturbance, the poly drop sheets shall be wet-wiped and HEPA-vacuumed clean of all debris and dust.
14. After final cleaning, the Contractor's supervisor shall perform a visual inspection to determine if the work area is ready for a visual clearance inspection, and shall notify the HMS, Inc. Project Manager when the work area is ready.
15. A visual clearance inspection shall be performed by the HMS, Inc. Project Manager. The criteria for passing visual clearance shall be the absence of any dust or debris within the regulated work area. All waste and debris shall be properly packaged and removed from the regulated area prior to this final inspection.
16. The contractor is responsible for performing wipe verification tests to meet requirements of the US EPA RR&P Rule as applicable. Photographic proof of cleaning verification shall be performed by contractor.
17. All waste shall be double-bagged in clear, 6-mil poly waste bags, or double-wrapped in 6-mil poly sheeting (see disposal section below).

Clearance – Lead

A final visual clearance inspection will be performed by the District's independent third-part consultant after a visual clearance has been performed by the Contractor's Supervisor. As noted above, final visual inspection will be passed once all poly drop sheets are clean of all debris and dust. Visual inspection shall constitute final clearance, unless a lead hazard is created, or if there are deviations from the work practices outlined in this specification, RS&A Material Disturbance Permit, Federal, State, or local regulations, or at the discretion of the District's independent third-party consultant. In such cases, clearance dust wipe samples will be collected for final clearance.

If clearance dust wipe samples are collected, the samples will be analyzed by flame atomic absorption on a rush turnaround from the laboratory. Passing clearance criteria for this project shall be lead content below the HUD Guidelines clearance criteria for the surface type sampled.

In the event of failing clearance dust wipe sample results, the contractor shall dispatch approved workers to the site as soon as reasonably possible to re-clean the containment to allow for collection of a subsequent set of clearance wipe samples. The contractor will be responsible for costs of all sample collection and analysis for any initial clearance dust wipe samples required, and any subsequent recleaning and sample collection and analysis in the event of clearance failures until final passing clearance is achieved. The fee for each sample collected is $380.

Once final clearance is achieved, the contractor shall promptly remove the regulated work area and their equipment.

Waste Disposal - Lead

Contractor is responsible for the proper characterization and disposal of wastes created by lead-containing paint disturbance activities. Copies of the waste characterization, including chain of custody and testing results if laboratory analysis is used for the determination, shall be provided to District's independent third party consultant.

All lead waste shall be double-bagged in clear, 6-mil waste bags, or double-wrapped in 6-mil polyethylene sheeting. Waste bags shall be sealed in a leak-tight fashion using a “gooseneck” tie on both bags. Poly-wrapped bulk waste shall have both layers completely sealed in a leak-tight fashion with duct tape. Waste shall be stored in a lockable container provided by the Contractor. Equipment and waste may not be stored in the same container.

Waste characterization must occur before waste is removed from the site. Hazardous waste manifests if required, or other shipping records if waste is non-hazardous shall note all mandated information, including waste classification, quantity, generator identification, transporter identification, and disposal site identification. The lead remediation contractor shall notify and make arrangements at least 24 hours in advance if an authorized District representative is needed to sign a manifest or shipping paper. Neither the contractor nor the District’s third-party consultant shall sign such documentation on behalf of the District.